

This catalog contains part numbers for the most common replacement parts for QMARK heaters shown in the Table of Contents. Additional parts for these heaters may be available - consult factory for availability. Parts for QMARK heaters not listed in the Table of Contents may be available - consult factory for availability.

NOTE: Parts longer than 8' in length cannot ship UPS. Consult factory for shipping information.

TABLE OF CONTENTS

BASEBOARD

| | |
|-----------------------------|---|
| QMK (2500 Series) | 2 |
| QMKC | 2 |
| Baseboard Accessories | 4 |
| CBD | 5 |
| HBB | 5 |

WALL HEATERS

| | |
|--------------------------------|----|
| SSAR | 6 |
| SSHO | 7 |
| HT | 8 |
| MCSSAR | 9 |
| AWH & WHFC | 10 |
| CWH3000 | 11 |
| CWH1000 | 12 |
| CWH ARCHITECTURAL SERIES | 13 |
| LFK | 14 |
| GFR | 15 |
| QFG | 16 |
| SED | 17 |
| COS-E | 18 |
| EFQ | 19 |
| ECP | 20 |

SPECIALTY HEATERS

| | |
|------------|----|
| QTS | 21 |
| FDI | 21 |
| WHT | 21 |
| CFWF | 21 |

CEILING HEATERS

| | |
|-----------|----|
| QCH | 22 |
| EFF | 22 |
| CDF | 22 |

UNIT HEATERS

| | |
|--------------|----|
| CU900 | 23 |
| CHPR25 | 25 |
| IUH | 26 |
| MEDH | 27 |
| MSDH | 28 |
| PRH | 29 |
| MUH | 30 |
| MWUH | 32 |
| MUH35 | 33 |
| TBX | 34 |
| QWD | 35 |

CONVECTORS

| | |
|-------------|----|
| KCJ | 37 |
| DBA | 38 |
| SHA | 38 |
| SLQDB | 39 |
| ST | 40 |
| CSH | 41 |
| DSH | 41 |
| CPH | 41 |
| DPH | 41 |
| DBSL | 42 |

RADIANT

| | |
|-------------------|----|
| ARL | 43 |
| BRM | 44 |
| CRN | 45 |
| FFR | 46 |
| CHRR | 46 |
| FRP & FRS | 47 |
| HRK | 48 |
| QHRA & QVRC | 49 |
| RCC | 50 |

PORTABLE

| | |
|-------------|----|
| QPH4A | 33 |
| FBE | 51 |
| LFP | 51 |
| FHP | 52 |
| WPC | 53 |

INDUSTRIAL PRODUCTS

| | |
|-------------------------------|----|
| AIR CIRCULATORS | 54 |
| DRUM BLOWERS | 64 |
| COMMERCIAL CEILING FANS | 66 |
| EXHAUST FANS | 67 |
| AIR CURTAINS | 69 |

OBSOLETE PRODUCTS

**SOME PARTS MAY NO LONGER BE
AVAILABLE FOR OBSOLETE PRODUCTS**

BUILDER PRODUCTS (OBS)

| | |
|----------------------------|----|
| ALL BATH VENTS | 73 |
| GENERAL HOME/KITCHEN | 83 |
| ROOF VENTILATORS | 84 |
| WHOLE HOUSE FANS | 85 |

WALL HEATERS

| | |
|-------------------|----|
| AFA | 86 |
| CRA | 87 |
| QVP | 88 |
| A2500 | 88 |
| 1235 & 2435 | 89 |
| B2400 | 89 |
| CWH2000 | 90 |

UNIT HEATERS

| | |
|-------------|----|
| CU-A | 91 |
| CU-B | 91 |
| VUH | 92 |
| VUH-A | 92 |

CONVECTORS

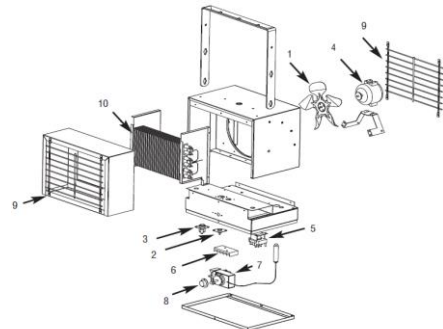
| | |
|-------------|----|
| KD/KS | 93 |
| QDB | 93 |
| ADB | 94 |
| APH | 94 |
| ASH | 94 |

RADIANT

| | |
|-----------|----|
| RDO | 95 |
| QRH | 95 |

AIR CIRCULATORS

| | |
|-------------|----|
| LCHHD | 95 |
| LCHXN | 95 |
| LCHIN | 95 |

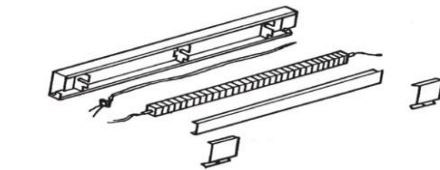


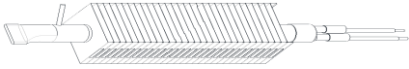


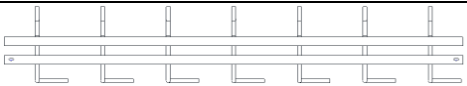








C2500 & 2500 SERIES

ELEMENTS




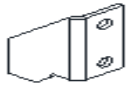
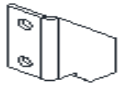


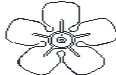
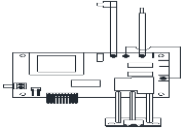


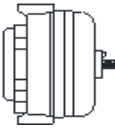



| | | | | | | | | | | | |
|---------------|---------------|---------------|---------------|---------------|---------------|---------------|---------------|---------------|---------------|---------------|---------------|
| 1802-2001-007 | 1802-2001-008 | 1802-2001-009 | 1802-2001-010 | 1802-2001-013 | 1802-2001-014 | 1802-2001-015 | 1802-2001-016 | 1802-2001-019 | 1802-2001-020 | 1802-2001-021 | 1802-2001-022 |
| 2573 | 2543 | 2503 | 2513 | 2574 | 2544 | 2504 | 2514 | 2575 | 2545 | 2505 | 2515 |
| 2573A | 2543A | 2503A | 2513A | 2574A | 2544A | 2504A | 2514A | 2575A | 2545A | 2505A | 2515A |
| 2573B | 2543B | 2503B | 2513B | 2574B | 2544B | 2504B | 2514B | 2575B | 2545B | 2505B | 2515B |
| 2573H | 2543H | 2503H | 2513H | 2574H | 2544H | 2504H | 2514H | 2575H | 2545H | 2505H | 2515H |
| 2573HA | 2543HA | 2503HA | 2513HA | 2574HA | 2544HA | 2504HA | 2514HA | 2575HA | 2545HA | 2505HA | 2515HA |
| 2573HB | 2543HB | 2503HB | 2513HB | 2574HB | 2544HB | 2504HB | 2514HB | 2575HB | 2545HB | 2505HB | 2515HB |
| 2573HWA | 2543HWA | 2503HWA | 2513HWA | 2574HW | 2544HWA | 2504HWA | 2514HWA | 2575HWA | 2545HWA | 2505HWA | 2515HWA |
| 2573WB | 2543WB | 2503WB | 2513WB | 2574WB | 2544WB | 2504WB | 2514WB | 2575WB | 2545WB | 2505WB | 2515WB |
| 2573WA | 2543WA | 2503WA | 2513WA | 2574WA | 2544WA | 2504WA | 2514WA | 2575WA | 2545WA | 2505WA | 2515WA |
| C2573A | C2543A | C2503A | C2513A | C2574A | C2544A | C2504A | C2514A | C2575A | C2545A | C2505A | C2515A |
| C2573B | C2543B | C2503B | C2513B | C2574AB | C2544B | C2504B | C2514B | C2575B | C2545B | C2505B | C2515B |
| C2573HA | C2543HA | C2503HA | C2513HA | C2574ABH | C2544HA | C2504HA | C2514HA | C2575HA | C2545HA | C2505HA | C2515HA |
| C2573HB | C2543HWA | C2503HWA | C2513HWA | C2574AWA | C2544HWA | C2504HWA | C2514HWA | C2575HWA | C2545HWA | C2505HWA | C2515HWA |
| C2573HWA | C2543HWA | C2503HWA | C2513HWA | C2574AWA | C2544HWA | C2504HWA | C2514HWA | C2575HWA | C2545HWA | C2505HWA | C2515HWA |
| C2573WA | C2543WA | C2503WA | C2513WA | C2574AWA | C2544HWA | C2504HWA | C2514HWA | C2575HWA | C2545HWA | C2505HWA | C2515HWA |
| C2573WA | C2543WA | C2503WA | C2513WA | C2574AWA | C2544HWA | C2504HWA | C2514HWA | C2575HWA | C2545HWA | C2505HWA | C2515HWA |

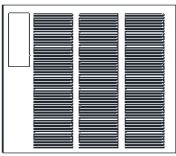


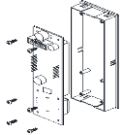
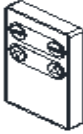
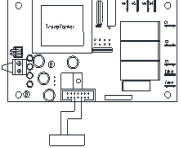
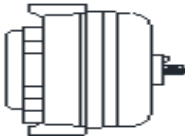



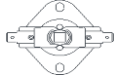



| HBB SERIES BASEBOARD | | | | | | | | | | | |
|---|---------------|---------------|---------------|---------------|---------------|--|---------------|---------------|---------------|---------------|---------------|
| ELEMENT | | | | | | LIMIT | | | | | |
|  | | | | | |  | | | | | |
| 1802-2068-000 | 1802-2068-001 | 1802-2068-002 | 1802-2068-003 | 1802-2068-004 | 1802-2068-016 | 410122002 | 410122003 | 410122004 | 410122005 | 410122006 | 410122008 |
| 500D | 7500D | 1000D | 1250D | 1500D | 2004D | 500D | 7500D | 1000D | 1250D | 1500D | 2004D |
| 500DA | 7500DA | 1000DA | 1250DA | 1500DA | 2004DA | 500DA | 7500DA | 1000DA | 1250DA | 1500DA | 2004DA |
| 500DB | 7500DB | 1000DB | 1250DB | 1500DB | 2004DB | 500DB | 7500DB | 1000DB | 1250DB | 1500DB | 2004DB |
| 1802-2068-011 | 1802-2068-012 | 1802-2068-013 | 1802-2068-014 | 1802-2068-015 | 1802-2068-010 | 504D | 7504D | 1004D | 1254D | 1504D | 2007D |
| 504D | 7504D | 1004D | 1254D | 1504D | 2008D | 504DA | 7504DA | 1004DA | 1254DA | 1504DA | 2007DA |
| 504DA | 7504DA | 1004DA | 1254DA | 1504DA | 2008DA | 504DB | 7504DB | 1004DB | 1254DB | 1504DB | 2007DB |
| 504DB | 7504DB | 1004DB | 1254DB | 1504DB | | 508D | 7507D | 1007D | 1257D | 1507D | 2008DB |
| 1802-2068-005 | 1802-2068-006 | 1802-2068-007 | 1802-2068-008 | 1802-2068-009 | | 508DA | 7508D | 1008D | 1258D | 1508D | |
| 508D | 7508D | 1008D | 1258D | 1508D | | 508DA | 7508DA | 1008DA | 1258DA | 1508DA | |
| 508DA | 7508DA | 1008DA | 1258DA | 1508DA | | 508DB | 7508DB | 1008DB | 1258DB | 1508DB | |
| 508DB | 7508DB | 1008DB | 1258DB | 1508DB | | | | | | | |
| FRONT COVER | | | | | | GRILLE | | | | | |
|  | | | | | |  | | | | | |
| 1402-2066-000 | 1402-2066-001 | 1402-2066-002 | 1402-2066-003 | 1402-2066-004 | 1402-2066-005 | 2501-2012-012 | 2501-2012-013 | 2501-2012-014 | 2501-2012-015 | 2501-2012-010 | 2501-2012-011 |
| 500D | 7500D | 1000D | 1250D | 1500D | 2004D | 500D | 7500D | 1000D | 1250D | 1500D | 2004D |
| 500DA | 7500DA | 1000DA | 1250DA | 1500DA | 2004DA | 500DA | 7500DA | 1000DA | 1250DA | 1500DA | 2004DA |
| 500DB | 7500DB | 1000DB | 1250DB | 1500DB | 2004DB | 500DB | 7500DB | 1000DB | 1250DB | 1500DB | 2004DB |
| 504D | 7504D | 1004D | 1254D | 1504D | 2007D | 504D | 7504D | 1004D | 1254D | 1504D | 2008D |
| 504DA | 7504DA | 1004DA | 1254DA | 1504DA | 2008D | 504DA | 7504DA | 1004DA | 1254DA | 1504DA | 2008DA |
| 504DB | 7504DB | 1004DB | 1254DB | 1504DB | 2008DA | 504DB | 7504DB | 1004DB | 1254DB | 1504DB | 2008DA |
| 508D | 7507D | 1007D | 1257D | 1507D | 2008DB | 508D | 7507D | 1007D | 1257D | 1507D | 2008DB |
| 508DA | 7508D | 1008D | 1258D | 1508D | | 508DA | 7508D | 1008D | 1258D | 1508D | |
| 508DB | 7508DA | 1008DA | 1258DA | 1508DA | | 508DB | 7508DA | 1008DA | 1258DA | 1508DA | |
| 508DB | 7508DB | 1008DB | 1258DB | 1508DB | | | | | | | |
| JUNCTION BOX COVER ALL MODELS 1800-2022-000 | | | | | | | | | | | |
|  | | | | | |  | | | | | |
| CBD SERIES BASEBOARD | | | | | | | | | | | |
| ELEMENT | | | | | | LIMIT | | | | | |
|  | | | | | |  | | | | | |
| 1802-2056-007 | 1802-2056-011 | 1802-2063-017 | 1802-2063-023 | 1802-2094-015 | 1802-2063-033 | 4520-2018-001 | 4520-2018-002 | 4520-2018-003 | 4520-2018-004 | 4520-2018-005 | 4520-2018-006 |
| D500 | D750 | D1000 | D1250 | D1500 | D2004 | D500 | D750 | D1000 | D1250 | D1500 | D2004 |
| D500A | D750A | D1000A | D1250A | D1500A | D2004A | D500A | D750A | D1000A | D1250A | D1500A | D2004A |
| 1802-2056-005 | 1802-2056-009 | 1802-2063-015 | 1802-2063-021 | 1802-2063-027 | 1802-2063-032 | D504 | D754 | D1004 | D1254 | D1504 | D2007 |
| D504 | D754 | D1004 | D1254 | D1504 | D2007 | D504A | D754A | D1004A | D1254A | D1504A | D2007A |
| D504A | D754A | D1004A | D1254A | D1504A | D2007A | D507 | D757 | D1007 | D1256A | D1507 | D2008 |
| 1802-2056-004 | 1802-2056-008 | 1802-2063-014 | 1802-2063-047 | 1802-2063-026 | 1802-2063-034 | D507A | D757A | D1007A | D1256A | D1507A | D2008A |
| D507 | D757 | D1007 | D1256 | D1507 | D2008 | D507A | D757A | D1007A | D1256A | D1507A | D2008A |
| D507A | D757A | D1007A | D1256A | D1507A | D2008A | D508 | D758 | D1008 | D1257A | D1508 | |
| 1802-2056-006 | 1802-2056-010 | 1802-2063-016 | 1802-2063-020 | 1802-2063-028 | | D508A | D758A | D1008A | D1257A | D1508A | |
| D508 | D758 | D1008 | D1257 | D1508 | | D508A | D758A | D1008A | D1257A | D1508A | |
| D508A | D758A | D1008A | D1257A | D1508A | | | | | | | |
| | | | 1802-2063-022 | | | | | | | | |
| | | | D1258 | | | | | | | | |
| | | | D1258A | | | | | | | | |
| FRONT COVER | | | | | | GRILLE | | | | | |
|  | | | | | |  | | | | | |
| 1402-2066-010 | 1402-2066-011 | 1402-2066-012 | 1402-2066-013 | 1402-2066-014 | 1402-2066-015 | 2501-2012-012 | 2501-2012-013 | 2501-2012-014 | 2501-2012-015 | 2501-2012-010 | 2501-2012-011 |
| D500 | D750 | D1000 | D1250 | D1500 | D2004 | D500 | D750 | D1000 | D1250 | D1500 | D2004 |
| D500A | D750A | D1000A | D1250A | D1500A | D2004A | D500A | D750A | D1000A | D1250A | D1500A | D2004A |
| D504 | D754 | D1004 | D1254 | D1504 | D2007 | D504 | D754 | D1004 | D1254 | D1504 | D2007 |
| D504A | D754A | D1004A | D1254A | D1504A | D2007A | D504A | D754A | D1004A | D1254A | D1504A | D2007A |
| D507 | D757 | D1007 | D1256 | D1507 | D2008 | D507A | D757A | D1007A | D1256A | D1507A | D2008A |
| D507A | D757A | D1007A | D1256A | D1507A | D2008A | D508 | D758 | D1008 | D1257A | D1508 | |
| D508 | D758 | D1008 | D1257 | D1508 | | D508A | D758A | D1008A | D1257A | D1508A | |
| D508A | D758A | D1008A | D1257A | D1508A | | | | | | | |
| | | | D1258 | | | | | | | | |
| | | | D1258A | | | | | | | | |
| JUNCTION BOX COVER ALL MODELS 1800-2022-000 | | | | | | | | | | | |
|  | | | | | |  | | | | | |
| SEE ACCESSORIES ON 2500 SERIES PAGE FOR T1 & T2 THERMOSTAT PARTS | | | | | | | | | | | |

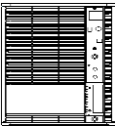

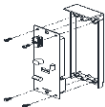
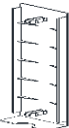

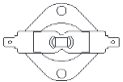
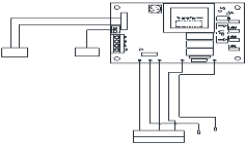


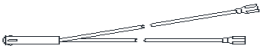

SSAR SERIES

| RIGHT BEZEL | LEFT BEZEL | DISPLAY ASSM. | BOTTOM BRACKET LT. | BOTTOM BRACKET RT. | REMOTE | EOL LIMIT | FAN BLADE |
|---|---|--|---|--|---|---|---|
|  |  |  |  |  |  |  |  |
| 1219-11009-001 ALL MODELS | 1219-11009-000 ALL MODELS | 1016-11188-000 ALL MODELS | 1215-11070-000 ALL MODELS | 1215-11070-001 ALL MODELS | 1414-11037-001 ALL MODELS | 1414-11046-000 ALL MODELS | 490030103 ALL MODELS |
| PWR CONTROL BOARD | | | DISCONNECT SWITCH | ELEMENT | | | |
|  | | |  |  | | | |
| 1414-11033-002 ARWH1802 ARWH1802AL ARWH1802BZ ARWH1802W | 1414-11033-001 ARWH4807 ARWH4807AL ARWH4807BZ ARWH4807W | 1414-11033-000 ARWH4808 ARWH4804 ARWH4808AL ARWH4804AL ARWH4808BZ ARWH4804BZ ARWH4808W ARWH4804W | 410170001 ARWH1802 ARWH1802AL ARWH1802BZ ARWH1802W ARWH4804 ARWH4804AL ARWH4804BZ ARWH4808W ARWH4804W ARWH4807 ARWH4807AL ARWH4807BZ ARWH4807W | 302012828 ARWH1802 ARWH1802AL ARWH1802BZ ARWH1802W | 1802-2075-801 ARWH4808 ARWH4808AL ARWH4808BZ ARWH4808W | 302012810 ARWH4804 ARWH4804AL ARWH4804BZ ARWH4804W | 302012811 ARWH4807 ARWH4807AL ARWH4807BZ ARWH4807W |
| MOTOR | | |  | | | | |
| 3900-11026-002 ARWH1802 ARWH1802AL ARWH1802BZ ARWH1802W | 3900-11026-001 ARWH4807 ARWH4807AL ARWH4807BZ ARWH4807W | 3900-11026-000 ARWH4808 ARWH4804 ARWH4808AL ARWH4804AL ARWH4808BZ ARWH4804BZ ARWH4808W ARWH4804W | | | | | |
|  | | | | | | | |

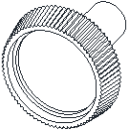
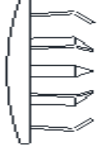
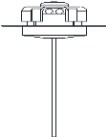

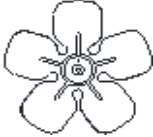


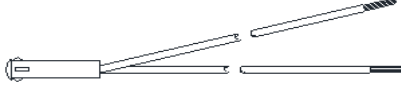
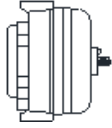



SSHO SERIES



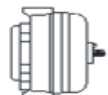





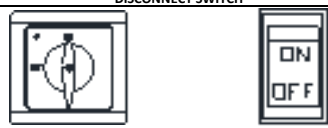

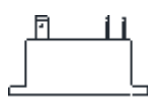


| GRILLE | | | GRILLE TABS (2 REQ) | | | LIGHT |
|--|---|--|--|---|--|---|
|  | | |  | | |  |
| 2501-11022-000 HOSS4004 HOSS4007 HOSS4008 | 2501-11022-001 HOSS4004SB HOSS4007SB HOSS4008SB | 2501-11022-002 HOSS4004NV HOSS4007NV HOSS408NV | 1402-2120-002 HOSS4004 HOSS4007 HOSS4008 | 1402-2120-001 HOSS4004SB HOSS4007SB HOSS4008SB | 1402-2120-000 HOSS4004NV HOSS4007NV HOSS408NV | 3510-2017-005 ALL MODELS |
| DISPLAY ASSM. | REMOTE | CTRL PWR BOARD | | MOTOR | | DISCONNECT SWITCH |
|  |  |  | |  | |  |
| 1016-11199-000 ALL MODELS | 1414-11037-001 ALL MODELS | 1414-11043-000 HOSS4004 HOSS4004NV HOSS4004SB HOSS4008 HOSS408NV HOSS4008SB | 1414-11043-001 HOSS4007 HOSS4007NV HOSS4007SB | 3900-2002-522 HOSS4004 HOSS4004NV HOSS4004SB HOSS4008 HOSS408NV HOSS4008SB | 3900-2002-523 HOSS4007 HOSS4007NV HOSS4007SB | 410170001 ALL MODELS |
| ELEMENT | | | MANUAL LIMIT | FAN BLADE |  | |
|  | | |  |  | | |
| 1802-11005-000 HOSS4008 HOSS408NV HOSS4008SB | 1802-11005-001 HOSS4004 HOSS4004NV HOSS4004SB | 1802-11005-002 HOSS4007 HOSS4007NV HOSS4007SB | 4520-2027-000 ALL MODELS | 490030103 ALL MODELS | | |

HT SMART SERIES






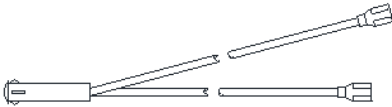
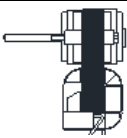

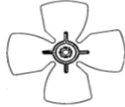


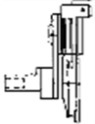


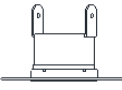

| GRILLE PANEL | | GRILLE ASSY INSERT | | DISPLAY BEZEL | BOTTOM BEZEL | REMOTE | MANUAL LIMIT |
|---|--|---|--|--|---|--|---|
|  | |  | |  |  |  |  |
| 2501-11003-003 HT1502SS HT2024SS | 2501-11003-004 HT1502SSNW HT2024SSNW | 1016-11063-000 HT1502SS HT2024SS | 1016-11063-001 HT1502SSNW HT2024SSNW | 1016-11035-003 HT1502SS HT2024SS HT1502SSNW HT2024SSNW | 1219-11004-000 ALL MODELS | 1414-11017-001 ALL MODELS | 4520-11005-000 ALL MODELS |
| CNTRL PWR BOARD | | BLOWER MOTOR | | ELEMENT | | LIGHT | |
|  | |  | |  | |  | |
| 1414-11007-002 HT1502SS HT1502SSNW | 1414-11007-003 HT2024SS HT2024SSNW | 1225-11001-000 HT1502SS HT1502SSNW | 1225-11001-001 HT2024SS HT2024SSNW | 302023802 HT1502SS HT1502SSNW | 302023805 HT2024SS HT2024SSNW | 3510-2010-000 HT1502SS HT1502SSNW | 3510-2010-001 HT2024SS HT2024SSNW |
| | | | | | |  | |

MCSSAR SERIES




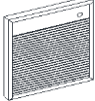


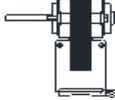





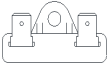



| KNOB | PLUG BUTTON | MANUAL RESET | THERMAL FUSE | FAN BLADE | THERMOSTAT |
|--|--|--|--|--|---|
|  |  |  |  |  |  |
| 3301-11013-000 ALL MODELS | 4506-2012-009 ALL MODELS | 4520-11019-000 ALL MODELS | 4520-2030-000 ALL MODELS | 490030103 ALL MODELS | 5813-2027-001 ALL MODELS |
| FAN DELAY | | | LIGHT | | |
|  | | |  | | |
| 1414-2039-000 MCARWH1802 MCARWH1802AL MCARWH1802BZ MCARWH1802W | 410074000 MCARWH4804 MCARWH4804AL MCARWH4804BZ MCARWH4804W MCARWH4807 MCARWH4807AL MCARWH4807AL | MCARWH4807BZ MCARWH4807W MCARWH4808 MCARWH4808AL MCARWH4808BZ MCARWH4808W | 3510-2017-000 MCARWH1802 MCARWH1802AL MCARWH1802BZ MCARWH1802W | 3510-2017-001 MCARWH4804 MCARWH4804AL MCARWH4804BZ MCARWH4804W MCARWH4807 MCARWH4807AL | MCARWH4807BZ MCARWH4807W MCARWH4808 MCARWH4808AL MCARWH4808BZ MCARWH4808W |
| MOTOR | | | ELEMENT | | DISCONNECT SWITCH |
|  | | |  | |  |
| 3900-2010-003 MCARWH1802 MCARWH1802AL MCARWH1802BZ MCARWH1802W | 3900-2010-000 MCARWH4804 MCARWH4804AL MCARWH4804BZ MCARWH4804W MCARWH4808 MCARWH4808AL MCARWH4808BZ MCARWH4808W | 3900-2010-001 MCARWH4807 MCARWH4807AL MCARWH4807BZ MCARWH4807W | 302012828 MCARWH1802 MCARWH1802AL MCARWH1802BZ MCARWH1802W 302012811 MCARWH4807 MCARWH4807AL MCARWH4807BZ MCARWH4807W | 302012810 MCARWH4804 MCARWH4804AL MCARWH4804BZ MCARWH4804W 302012807 MCARWH4808 MCARWH4808AL MCARWH4808BZ MCARWH4808W | 410170001 ALL MODELS  |













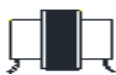



| CWH3000 SERIES | | | | | | | | | | | | | | | | | | | | | | | |
|--|--|--|--|---|--|---|--|---|--|--|--|--|--|---|--|--|--|---|--|---|--|---|--|
| KNOB | | | | GRILLE | | | | MOTOR | | FAN BLADE | | | | | | | | | | | | | |
|  | | | |  | | | |  | |  | | | | | | | | | | | | | |
| 3301-11014-001 WHB3150FC WHB3180C WHB3307FC WHB3404FC WHB34043FC WHB3407FC WHB3408FC WHB34083FC WHB3504FC WHB35043FC WHB3507FC WHB3508FC WHB35083FC | | 3301-2016-000 CWH3157A CWH3204A CWH3207A CWH3208A CWH3307A CWH3404A CWH3407A CWH3408A CWH3504A CWH3507A CWH3157A CWH3204A CWH3207A CWH3208A CWH3307A CWH3404A CWH3407A CWH3408A CWH3504A CWH3507A | | CWH34043 CWH3406 CWH34083 CWH3503 CWH35043 CWH3506 CWH35083 CWH3150 CWH3180 CWH3153B CWH3156B CWH3157B CWH3203B CWH3204B CWH3206B CWH3207B CWH3208B CWH3303B CWH3306B CWH3307B | | 1016-11226-000 WHB3150FC WHB3180C WHB3307FC WHB3404FC WHB34043FC WHB3407FC WHB3408FC WHB34083FC WHB3504FC WHB35043FC WHB3507FC WHB3508FC WHB35083FC | | 2501-2019-001 CWH3157A CWH3204A CWH3207A CWH3208A CWH3307A CWH3404A CWH3407A CWH3408A CWH3504A CWH3507A CWH3153B CWH3156B CWH3157B CWH3203B CWH3206B CWH3207B CWH3208B CWH3303B CWH3306B | | 3900-2010-001 CWH3157A CWH3207A CWH3307A CWH3407A CWH3507A CWH3157A CWH3207A CWH3307A CWH3407A CWH3507A CWH3157B CWH3207B CWH3307B CWH3407B CWH3507B WHB3307FC WHB3407FC WHB3507FC | | 3900-2010-000 CWH3204A CWH3208A CWH3404A CWH3408A CWH3504A CWH3204A CWH3208A CWH3404A CWH3408A CWH3504A CWH3153B CWH3156B CWH3404A CWH3208A CWH3306B CWH3504B CWH3408B CWH3506B CWH3404B CWH3408B CWH3504B CWH3506B | | 3900-2010-003 CWH3150 CWH3180 WHB3150FC WHB3180C 3900-2002-510 CWH3153B CWH3156B CWH3203B CWH3206B 3900-2002-519 CWH3406 CWH3503 CWH3506 CWH3204B CWH3208B CWH3404B CWH3408B CWH3504B CWH3506B | | 3900-2002-518 CWH34043 CWH34083 CWH35043 CWH35083 CWH34043B CWH34083B CWH35043B CWH35083B WHB34043FC WHB34083FC WHB35043FC WHB35083FC | | 490030103 ALL MODELS | | | | | |
| ELEMENT  | | | | THERMOSTAT  | | | | MANUAL LIMIT  | | TIME DELAY RELAY  | | | | | | | | | | | | | |
| 302015801 CWH3208A CWH3208A CWH3208B | | 302015802 CWH3204A CWH3204A CWH3208B | | 302015803 CWH3207A CWH3207A CWH3207B | | 302015806 CWH3157A CWH3157A CWH3157B | | 1802-2075-801 CWH35083 CWH3508B CWH35083B WHB3508FC WHB35083FC | | 410168002 CWH3157A CWH3204A CWH3207A CWH3208A CWH3307A CWH3404A CWH3407A CWH3408A CWH3504A CWH3507A CWH3157A CWH3204A CWH3207A CWH3208A CWH3307A CWH3404A CWH3407A CWH3408A CWH3504A CWH3507A CWH3204A CWH3306B CWH3307B CWH3308B CWH3404B CWH3404B CWH3407A CWH3408A CWH3504A CWH3507A CWH34043 | | 5813-2059-000 CWH3150 CWH3180 CWH3153B CWH3156B CWH3157B CWH3203B CWH3204B CWH3206B CWH3207B CWH3208B CWH3303B CWH3306B CWH3307B CWH3308B CWH3404B CWH3404B CWH3406B CWH3407B CWH3408B CWH3508B CWH3503B | | 4520-2027-000 ALL MODELS | | 410171003 CWH3203B CWH3206B | | | | | | | |
| 302012806 CWH3307A CWH3307A CWH3307B CWH3307B WHB3307FC | | 302012807 CWH3408A CWH3408A CWH3408B CWH3408B WHB3408FC | | 302012808 CWH3404A CWH3404A CWH3404B CWH3404B WHB3404FC | | 302012809 CWH3407A CWH3407A CWH3407B CWH3407B WHB3407FC | | 1802-2075-803 CWH35043 CWH35043B WHB35043FC | | 302012828 CWH3180 WHB3180C 1802-2075-800 CWH34083 CWH34083B WHB34083FC 1802-2075-802 CWH34043 CWH34043B WHB34043FC | | 302012816 CWH3156B CWH3306B 302012818 CWH3206B CWH3308B 302012819 CWH3303B | | 302012810 CWH3504A CWH3504A CWH3504B CWH3504B WHB3504FC 302012811 CWH3507A CWH3507A CWH3507B CWH3507B WHB3507FC 302012820 CWH3506 CWH3153B CWH3506B 302012821 CWH3506B CWH3308B 302012822 CWH3150 CWH3406 CWH3406B | | DISCONNECT SWITCH  | | FAN DELAY  | | RELAY  | | TRANSFORMER  | |
| 5216-2019-000 CWH34043 CWH3406 CWH34083 CWH3503 CWH35043 CWH3506 CWH35083 CWH3153B CWH3156B CWH3203B CWH3206B CWH3303B CWH3306B CWH3308B CWH34043B CWH3406B CWH34083B CWH3503B CWH35043B CWH3506B | | 410170001 CWH3157A CWH3204A CWH3207A CWH3208A CWH3307A CWH3404A CWH3407A CWH3408A CWH3504A CWH3507A CWH3157A CWH3204A CWH3207A CWH3208A CWH3307A CWH3404A CWH3407A CWH3408A CWH3504A CWH3507A | | CWH3180 CWH3157B CWH3204B CWH3207B CWH3208B CWH3307B CWH3404B CWH3407B CWH3408B CWH3504B CWH3507B CWH3150FC WHB3180C WHB3307FC WHB3404FC WHB3407FC WHB3408FC WHB3504FC WHB3507FC | | 4520-2024-000 CWH34043 CWH34083 CWH35043 CWH35083 CWH3153B CWH3156B | | 410074000 CWH3157A CWH3204A CWH3207A CWH3208A CWH3307A CWH3404A CWH3407A CWH3408A CWH3504A CWH3507A CWH3157A CWH3204A CWH3207A CWH3208A CWH3307A CWH3404A CWH3407A CWH3408A CWH3504A CWH3507A CWH33053 CWH3506 CWH3507B CWH3508B WHB3150FC WHB3180C WHB3307FC WHB3404FC WHB3407FC WHB3408FC WHB34083FC WHB3504FC WHB35043FC WHB3507FC WHB3508FC WHB35083FC | | 5018-2017-000 CWH34043 CWH35043 CWH3153B CWH3156B CWH3203B CWH3206B CWH34043B CWH35043B WHB34043FC WHB35043FC | | 5018-2017-004 CWH34083 CWH35083 CWH34083B CWH3508B CWH3508B CWH35083B WHB34083FC WHB35083FC | | 490015017 CWH3156B CWH3206B CWH3306B CWH3406B CWH3506B | | 490015013 CWH3153B CWH3203B CWH3303B CWH3308B CWH3503B | | | | | | | |
|  | | | | | | | | | | | | | | | | | | | | | | | |








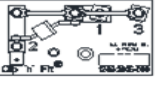





CWH1000 SERIES




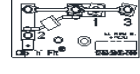

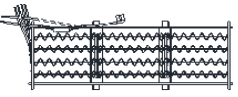
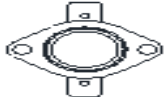


| GRILLE | | KNOB | | ELEMENT | | |
|--|--|---|--|--|--|--|
|  |  |  |  |  | | |
| 2501-2058-000 CWH1101DS CWH1151DS CWH1157DS CWH1201DS CWH1202DS CWH1207DS CWH1208DS CWH1101DSA CWH1151DSA CWH1157DSA CWH1201DSA CWH1202DSA CWH1207DSA CWH1208DSA | 1016-11228-000 WHB1101FC WHB1151FC WHB1157FC WHB1201FC WHB1202FC WHB1207FC WHB1208FC | 3301-2001-000 CWH1101DS CWH1151DS CWH1157DS CWH1201DS CWH1202DS CWH1207DS CWH1208DS CWH1101DSA CWH1151DSA CWH1157DSA CWH1201DSA CWH1202DSA CWH1207DSA CWH1208DSA | 3301-11015-001 WHB1101FC WHB1151FC WHB1157FC WHB1201FC WHB1202FC WHB1207FC WHB1208FC | 302023801 CWH1101DS CWH1101DSA WHB1101FC 302023804 CWH1208DS CWH1208DSA WHB1208FC 302023808 CWH1201DS CWH1201DSA WHB1201FC | 302023802 CWH1151DS CWH1151DSA WHB1151FC 302023805 CWH1202DS CWH1202DSA WHB1202FC | 302023803 CWH1157DS CWH1157DSA WHB1157FC 302023806 CWH1207DS CWH1207DSA WHB1207FC |
| LIGHT | | MOTOR | | DISCONNECT SWITCH | FAN BLADE | |
|  | |  | |  |  | |
| 3510-2017-007 CWH1101DS CWH1151DS CWH1201DS CWH1101DSA CWH1151DSA CWH1201DSA WHB1101FC WHB1151FC WHB1201FC | 3510-2017-006 CWH1157DS CWH1157DSA CWH1207DS CWH1207DSA CWH1202DS CWH1202DSA CWH1208DS CWH1208DSA WHB1157FC WHB1202FC WHB1207FC WHB1208FC | 490062001 CWH1101DS CWH1151DS CWH1201DS CWH1101DSA CWH1151DSA CWH1201DSA WHB1101FC WHB1151FC WHB1201FC 490062002 CWH1208DS CWH1208DSA CWH1208FC | 490062003 CWH1202DS CWH1202DSA WHB1202FC 490062004 CWH1157DS CWH1207DS CWH1157DSA CWH1207DSA WHB1157FC WHB1207FC | 410170001 ALL MODELS CWH  | 490061001 ALL MODELS WHB  | |
| THERMOSTAT | THERMAL FUSE | FAN DELAY | HI LIMIT | MANUAL LIMIT | | |
|  |  |  |  |  | | |
| 5813-2001-000 CWH1101DS CWH1151DS CWH1157DS CWH1202DS CWH1207DS CWH1208DS CWH1101DSA CWH1151DSA CWH1157DSA CWH1202DSA CWH1207DSA CWH1208DSA WHB1101FC WHB1151FC WHB1157FC WHB1202FC WHB1207FC WHB1208FC | 5813-2022-000 CWH1201DS CWH1201DSA WHB1201FC | 4520-2030-000 CWH1101DSA CWH1151DSA CWH1157DSA CWH1201DSA CWH1202DSA CWH1207DSA CWH1208DSA WHB1101FC WHB1151FC WHB1157FC WHB1201FC WHB1202FC WHB1207FC WHB1208FC | 410074000 ALL MODELS | 410143000 CWH1101DS CWH1151DS CWH1157DS CWH1201DS CWH1202DS CWH1207DS CWH1208DS | 4520-11016-000 CWH1101DSA CWH1151DSA CWH1157DSA CWH1201DSA CWH1202DSA CWH1207DSA CWH1208DSA WHB1101FC WHB1151FC WHB1157FC WHB1201FC WHB1202FC WHB1207FC WHB1208FC | |

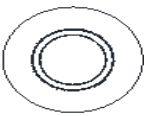

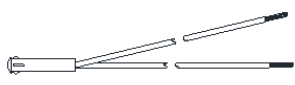
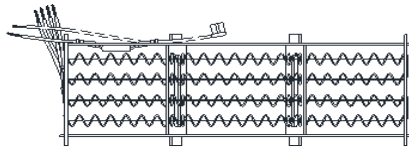
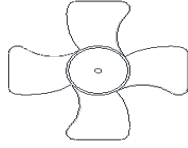
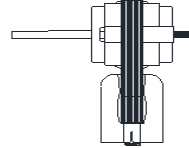


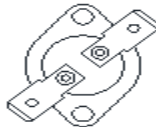
CWH ARCHITECTURAL SERIES (SWH)

| KNOB | | GRILLE | | ELEMENT | | |
|--|---|--|---|---|--|--|
|  |  |  |  |  | | |
| 3301-11015-003 SWH1012FC SWH1512FC SWH1527FC SWH1812FC SWH2020FC SWH2024FC SWH2027FC | 3301-2052-002 SWH1012AG SWH1512AG SWH1527AG SWH1812AG SWH2020AG SWH2024AG SWH2027AG SWH1012AGA SWH1512AGA SWH1527AGA SWH1812AGA SWH2020AGA SWH2024AGA SWH2027AGA | 1016-11227-000 SWH1012FC SWH1512FC SWH1527FC SWH1812FC SWH2020FC SWH2024FC SWH2027FC | 2501-2075-000 SWH1012AG SWH1512AG SWH1527AG SWH1812AG SWH2020AG SWH2024AG SWH2027AG SWH1012AGA SWH1512AGA SWH1527AGA SWH1812AGA SWH2020AGA SWH2024AGA SWH2027AGA | 302023801 SWH1012AG SWH1012AGA SWH1012FC 302023804 SWH2020AG SWH2020AGA SWH2020FC 302023808 SWH1812AG SWH1812AGA SWH1812FC | 302023802 SWH1512AG SWH1512AGA SWH1512FC 302023805 SWH2024AG SWH2024AGA SWH2024FC | 302023803 SWH1527AG SWH1527AGA SWH1527FC 302023806 SWH2027AG SWH2027AGA SWH2027FC |
| LIGHT | | | | MOTOR | DISCONNECT SWITCH | |
|  | | | |  |  | |
| 3510-2008-002 SWH1527AG | 3510-2008-003 SWH1012AG SWH1512AG SWH1812AG SWH2020AG SWH2024AG SWH2027AG | 3510-2017-007 SWH1012AGA SWH1512AGA SWH1812AGA SWH1012FC SWH1512FC SWH1812FC | 3510-2017-006 SWH1527AGA SWH2020AGA SWH2024AGA SWH2027AGA SWH1527FC SWH2020FC SWH2024FC SWH2027FC | 490062001 SWH1012AG SWH1512AG SWH1812AG SWH1012AGA SWH1512AGA SWH1812AGA SWH1012FC SWH1512FC SWH1812FC 490062002 SWH2020AG SWH2020AGA SWH2020FC | 490062003 SWH2024AG SWH2024AGA SWH2024FC 490062004 SWH1527AG SWH2027AG SWH1527AGA SWH2027AGA SWH1527FC SWH2027FC | 410170001 ALL MODELS |
| FAN DELAY | HI LIMIT | MANUAL LIMIT | FAN BLADE | THERMAL FUSE | THERMOSTAT | |
|  |  |  |  |  |  | |
| 410074000 ALL MODELS | 410143000 SWH1012AG SWH1512AG SWH1527AG SWH1812AG SWH2020AG SWH2024AG SWH2027AG | 4520-11016-000 SWH1012AGA SWH1512AGA SWH1527AGA SWH1812AGA SWH2020AGA SWH2024AGA SWH2027AGA SWH1012FC SWH1512FC SWH1527FC SWH1812FC SWH2020FC SWH2024FC SWH2027FC | 490061001 ALL MODELS | 4520-2030-000 SWH1012AGA SWH1512AGA SWH1527AGA SWH1812AGA SWH2020AGA SWH2024AGA SWH2027AGA SWH1012FC SWH1512FC SWH1527FC SWH1812FC SWH2020FC SWH2024FC SWH2027FC | 5813-2022-000 SWH1812AG SWH1812AGA SWH1812FC | 5813-2001-000 SWH1012AG SWH1512AG SWH1527AG SWH2020AG SWH2024AG SWH2027AG SWH1012AGA SWH1512AGA SWH1527AGA SWH2020AGA SWH2024AGA SWH2027AGA SWH1012FC SWH1512FC SWH1527FC SWH2020FC SWH2024FC SWH2027FC |
| SWH-AG  | SWH-FC  | | | | | |

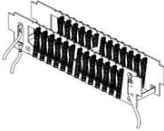
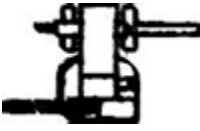




| LFK-SERIES | | | | | | | | | | | |
|--|---|---|---|--|---|---|---|---|--|--|------------------------------------|
| GRILLE | | | KNOB | | FAN DELAY | | MANUAL LIMIT | | | | |
|  |  |  |  |  |  |  |  | | | | |
| 1402-2239-000 K151 K157A K204A K207A K208A K303A K304A K306A K307A K403A K404A K4043A K406A K407A K408A K4083A K483A K484A K4843A K486A K487A K488A K4883A | 1402-2152-000 K204 K207 K208 K303 K304 K306 K307 K403 K404 K4043 K406 K408 K4083 K483 K484 K4843 K486A K488 K4883 | 2501-11028-000 K151FC K204FC K303FC K304FC K306FC K403FC K404FC K406FC K408FC K4083FC K483FC K484FC K486FC K487FC K488FC K4883FC | 3301-2030-001 K151 K204 K207A K208 K303 K304 K306 K307A K403 K404 K4043A K406A K407A K408A K4083A K483 K484 K4843A K486A K487A K488A K4883A K157A | | 3301-11014-001 K151FC K204FC K303FC K304FC K306FC K403FC K404FC K406FC K408FC K4083FC K483FC K484FC K486FC K487FC K488FC K4883FC | | 4520-2024-000 K4043 K4043A K4083 K4083A K4083FC K4843 K4843A K488 K4883 K488A K4883A K4883FC | | 410074000 K204 K204A K204FC K208 K208A K303 K303A K303FC K304 K304A K304FC K306 K306A K306FC K403 K403A K403FC K404 K404A K404FC K406 K406A K406FC | | 4520-2027-000 ALL MODELS |
| ELEMENTS  | | | | MOTOR  | | | | FAN BLADE  | | | |
| 302012827 K151 K151FC | 302015802 K204 K204A K204FC | 302015803 K207 K207A | 302015801 K208 K208A | 3900-2010-003 K151 K151FC | 3900-2010-000 K204 K204A K204FC K406 K208 K406A K406FC K303 K408 K303A K408A K303FC K408FC K304 K483A K304A K483FC K304FC K306A K306A K306FC K403 K403A K403FC K404 | | 3900-2010-001 K207 K207A K307 K307A K487 K487A K487FC K157A K407A | 3900-2002-518 K4043 K4043A K4083 K307A K4083A K4843 K488 K4883 K488A K4883A K488FC K4883FC | 490030103 ALL MODELS | | |
| 302012819 K303 K303A K303FC | 302012820 K306 K306A K306FC | 302012809 K304 K304A K304FC K407A | 302012806 K307 K307A | 302012808 K404 K404A K404FC | 302012807 K408 K408A K408FC | 1802-2075-802 K4043A | 1802-2075-800 K4083 K4083A K4083FC | 302012810 K484 K484A K484FC | 1802-2075-803 K4843 K4843A | | |
| 302012821 K403 K403A K403FC | 1802-2075-802 K4043 K4043A | 302012811 K483 K483A K483FC | 302012810 K484 K484A K484FC | 1802-2075-803 K4843 K4843A | 302012824 K486 K486A K486FC | 302012811 K487 K487A K487FC | 1802-2075-801 K488 K4883 K488A K4883A K488FC K4883FC | 302015806 K157A | | | |
| THERMOSTAT  | | | TRANSFORMER  | | RELAY  | | LFK-F  | | | | |
| 410168002 K4043 K4043A K4843 K4843A | 5813-2027-000 K204 K204A K204FC K208 K208A K303 K303A K303FC K304 K304A K304FC K306 K306A K306FC K403 K403A K403FC K404 K404A | | 490015017 K303 K403 K483 K303A K403A K483A K303FC K403FC K483FC | 490015013 K306 K406 K486 K306A K406A K486A K306FC K406FC K486FC | 5018-2017-000 K4043 K4043A K4843 K4843A | 5018-2017-004 K4083 K4083A K4083FC K488 K4883 K488A K4883A K488FC K4883FC | LFK  | | | | |

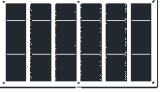




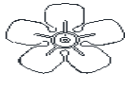

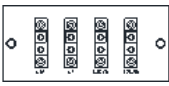



| GFR SERIES | | | | | | | | |
|--|---|---|--|--|--|---|--|--|
| KNOB | | GRILLE | | | LIGHT | | | |
|  |  |  |  | |  | | | |
| 3301-2014-004 R1500T2 R2004T2 R2404T2 R1500T2A R2004T2A R2404T2A R1500T2B R2004T2B R2404T2B | 3301-11015-002 R1500T2FC R2004T2FC R2404T2FC | 2501-11031-000 R1500FC R1500T2FC R2004FC R2004IFFC R2004T2FC R2404FC R2404IFFC R2404T2FC | 2501-2026-000 R1500 R1500T2 R2004 R2004IF R2004IFB R2404T2 R1500A R1500T2A R2004A R2004IFA R2404T2B | | 3510-2010-000 R1500 R1500T2 R1500A R1500T2A R1500B R1500T2B R1500FC R1500T2FC | 3510-2010-001 R2004 R2004IF R2004T2 R2004A R2004IFA R2004T2A R2004B R2004IFB R2004T2B R2004FC R2004IFFC R2004T2FC | | R2404 R2404IF R2404T2 R2404A R2404IFA R2404T2A R2404B R2404IFB R2404T2B R2404FC R2404IFFC R2404T2FC |
| BLOWER ASM.  | | | | ELEMENT  | | CLIP N FIT BOARD  | | |
| 1225-2000-000 R1500 R1500T2 R1500A R1500T2A R1500B R1500T2B R1500FC R1500T2FC | 1225-2002-001 R2404A R2404IFA R2404T2A R2404B R2404IFB R2404T2B R2404FC R2404IFFC R2404T2FC | 1225-2000-001 R2004 R2004IF R2004T2 R2404 R2404IF R2404T2 R2004A R2004IFA R2004T2A | | 302023802 R1500 R1500T2 R1500A R1500T2A R1500B R1500T2B R1500FC R1500T2FC | 302023805 R2004 R2004IF R2004T2 R2004A R2004IFA R2004T2A R2004B R2004IFB R2004T2B R2004FC R2004IFFC R2004T2FC | 302023814 R2404 R2404IF R2404T2 R2404A R2404IFA R2404T2A R2404B R2404IFB R2404T2B R2404FC R2404IFFC R2404T2FC | 1249-2005-000 ALL MODELS | |
| THERMOSTAT  | TEMPERATURE REGULATOR  | | | HI-LIMIT  | | | | |
| 410130001 R1500T2 R2004T2 R2404T2 R1500T2A R2004T2A R2404T2A R1500T2B R2004T2B R2404T2B R1500T2FC R2004T2FC R2404T2FC | 410143000 R1500 R1500T2 R2004 R2004IF R2004T2 R1500A R1500T2A R2004A R2004IFA R2004T2A | 4520-2029-000 R1500B R1500T2B R1500FC R1500T2FC R2004B R2004IFB R2004T2B R2004FC R2004IFFC R2004T2FC | 4520-2025-000 R2404 R2404IF R2404T2 R2404A R2404IFA R2404T2A R2404B R2404IFB R2404T2B R2404FC R2404IFFC R2404T2FC | 4520-2025-001 R2404 R2404IF R2404T2 R2404A R2404IFA R2404T2A | 4520-11010-000 R1500B R1500T2B R1500FC R1500T2FC | 4520-11010-001 R2004B R2004IFB R2004T2B R2004FC R2004IFFC R2004T2FC R2404B R2404IFB R2404T2B R2404FC R2404IFFC R2404T2FC |   | |

| QFG-SERIES | | | | | | | | | |
|---|---|--|--|--|--|---|---|--|---|
| KNOB | GRILLE | BLOWER ASM | | | | CLIP N FIT BOARD | | THERMOSTAT | |
|  |  |  | | | |  | |  | |
| 3301-2040-001 G1512T2M G2024T2M G1512T2MA G2024T2MA G2224T2MA G1512T2MB G2024T2MB G2224T2MB G1512T2MC G2024T2MC G2224T2MC | 2501-2046-000 ALL MODELS | 1225-2000-000 G1012IF G1512IF G1512M G1512T2M G1512IFMA G1512MA G1512T2MA G1512IFMB G1512MB G1512T2MB G1512IFMC G1512T2MC | 1225-2000-001 G1024IF G1524IF G2024IF G2024M G2024T2M G2028IF G2224IF G2024IFMA G2024MA G2024T2MA G2028IFA G2224IFMA G2224MA | 1225-2002-001 G2224T2MA G2024IFMB G2024MB G2024T2MB G2028IFB G2024IFMC G2024T2MC | 1225-2002-001 G2224IFMB G2224T2MB G2228IFB G2224IFC G2224T2MC G2228IFC | 1249-2005-000 G1512M G1512T2M G2024M G2024T2M G2224M G1512MA G1512T2MA G2024IFMA G2024MA G2024T2MA G2224IFMA G2224MA G2224T2MA G1512IFMB | | G1512MB G1512T2MB G2024IFMB G2024MB G2024T2MB G2224IFMB G2224T2MB G1512IFMC G1512T2MC G2024IFMC G2024T2MC G2224IFC G2224T2MC G2228IFC | 410130001 G1512T2M G1512T2MA G1512T2MB G2024T2M G2024T2MA G2224T2MA G2024T2MB G2224T2MB G1512T2MC G2024T2MC G2224T2MC |
| ELEMENT | | HI LIMIT | | | | LIGHT | | | |
|  | |  | | | |  | | | |
| 1802-2124-005 G1024IF G2024IF | 1802-2124-000 G1512IF G1512IFMA | 4520-11012-000 G1512IFMC G1512T2MC | 4520-11012-001 G2024IFMC G2024T2MC G2224IFC G2224T2MC | 4520-2059-000 | | 3510-2017-000 G1012IF G1512IF G1512M G1512T2M G1512IFMA G1512MA G1512T2MA G1512IFMB G1512MB G1512T2MB G1512IFMC G1512T2MC | 3510-2017-001 | | |
| 1802-2125-000 G1512IFMB G1512MB G1512T2MB G1512IFMC G1512T2MC | 1802-2125-002 G2024IFMB G2024MB G2024T2MB G2024IFMC G2024T2MC | | | G1012IF G1512IF G1512M G1512T2M G1512IFMA G1512MA G1512T2MA G1512IFMB G1512MB G1512T2MB G1024IF G1524IF G2024M G2024T2M G2024IFMA G2024MA G2024T2MA G2028IFA G2224IFMA G2224MA G2224T2MA G2024IFMB G2024MB G2024T2MB G2224IFC G2224T2MC | G2028IF G2224IF G2224M G2024IFMA G2024MA G2024T2MA G2028IFA G2224IFMA G2024MA G2224T2MA G2024IFMB G2024MB G2024T2MB G2224IFC G2224T2MC | | G1024IF G1524IF G2024M G2024T2M G2028IFB G2224IFMB G2224T2MB G2228IFB G2024IFMC G2024T2MC G2224IFC G2224T2MC | | |
| 1802-2124-001 G2028IFB | 1802-2125-001 G2224IFMB |  Patented Clip-N-Fit® feature (US Patented No. 6,172,343) | | G1024IF G1524IF G2024M G2024T2M G2028IFB G2224IFMB G2224T2MC | G2024IFMB G2024MB G2024T2MB G2224IFC G2224T2MC | G2028IFA G2224IFC G2224MA G2224T2MA | G2024IFMC G2024T2MC G2224IFC G2224T2MC | | |
| 1802-2125-006 G2228IFB G2228IFC | G2224T2MB G2224IFC G2224T2MC | | | G2024IF G1524IF G2024M G2024T2M G2228IFB G2224T2MB | G2024IFMB G2024MB G2024T2MB G2224IFC G2224T2MC | G2028IFA G2224IFC G2224MA G2224T2MA | G2024IFMC G2024T2MC G2224IFC G2224T2MC | | |
| MODELS NOT LISTED ELEMENTS ARE OBSOLETE | | | | | | | | | |

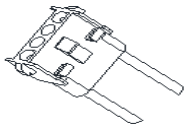


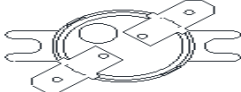

| SED SERIES | | | | | |
|--|--|---|--|--|---|
| KNOB | | GRILLE | | LIGHT | |
|  | |  | |  | |
| 3301-2044-001 D1012C D1024C D1012CA D1024CA | 3301-2039-002 D1012W D1512 D2024 D1012WA D1024WA D1512A D2024A | 2501-2054-001 D1012C D1024C D1512CR D1012CA D1024CA D1512CRA | 2501-2054-000 D1012W D1512 D2024 D1012WA D1024WA D1512A D2024A | 3510-2017-002 D1012C D1012W D1512 D1512CR D1012CA D1012WA D1512A D1512CRA | 3510-2017-003 D1024C D2024 D1024CA D1024WA D2024A |
| ELEMENT | | | FAN BLADE | MOTOR | |
|  | | |  |  | |
| 1802-2124-003 D1012C D1012W D1012CA D1012WA | 1802-2124-005 D1024C D2024 D1024CA D1024WA D2024A | 1802-2124-000 D1512 D1512CR D1512A D1512CRA | 1210-2008-000 ALL MODELS | 3900-2037-000 D1012C D1012W D1512 D1512CR D1012CA D1012WA D1512A D1512CRA | 3900-2037-001 D1024C D2024 D1024CA D1024WA D2024A |
| THERMOSTAT | | LIMIT | | |  |
|  | |  | | | |
| 410130001 D1012C D1012W D1512 D1012CA D1012WA D1512A D1024C D2024 | | 4520-2055-000 D1012C D1012W D1512 D1512CR D1024C D2024 | 4520-11009-000 D1012CA D1012WA D1512A D1512CRA | 4520-11009-001 D1024CA D1024WA D2024A | |







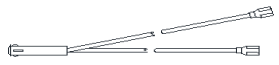
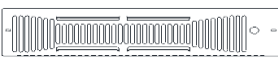
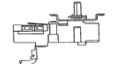



COZ-E WALL HEATER




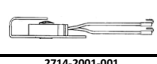

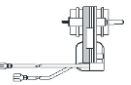


| ELEMENT (INCLUDES LIMIT & ONE SHOT FUSE) | | MOTOR | | GRILLE |
|---|---|--|--|--|
|  | |  | |  |
| 1802-11014-016 CZ1012IF | 1802-11014-010 CZ1512T | 3900-11032-000 CZ1012IF CZ1012T CZ1512IF CZ1512T | 3900-11032-001 CZ1048IF CZ1048T CZ1548IF CZ1548T CZ2048IF CZ2048T | 2501-11024-000 ALL MODELS |
| 1802-11014-011 CZ1012T | 1802-11014-018 CZ1548IF | | | |
| 1802-11014-019 CZ1048IF | 1802-11014-013 CZ1548T | | | |
| 1802-11014-014 CZ1048T | 1802-11014-017 CZ2048IF | | | |
| 1802-11014-015 CZ1512IF | 1802-11014-012 CZ2048T | | | |
| THERMOSTAT | FAN IMPELLER | PARTS KIT | |  |
|  |  | PICTURE NOT AVAILABLE | | |
| 5813-2090-000 CZ1012T CZ1048T CZ1512T CZ1548T CZ2048T | 2002-11004-000 ALL MODELS | 1205-11028-501 CZ1012IF CZ1048IF CZ1512IF CZ1548IF CZ2048IF | 1205-11028-500 CZ1012T CZ1048T CZ1512T CZ1548T CZ2048T | |





| EFQ-SERIES | | | | | | |
|--|---|---|--|---|---------------------------------|--|
| GRILLE | ELEMENTS (2 REQ) | | | MOTOR (2 REQ) | | |
|  |  | | |  | | |
| 2501-2027-000 ALL MODELS | 302012819 Q6003 | 302012821 Q8003 | 302012809 Q6004 Q8007 | 3900-2010-000 Q6003 Q6004 Q60048 Q6006 Q6008 Q8003 Q8004 Q80048 Q8006 Q8008 | 3900-2010-001 Q6007 Q8007 | |
| | 302012820 Q6006 Q8006 | 302012826 Q80048 | 302012806 Q6007 | | | |
| | 302012825 Q60048 | 302012808 Q6008 Q8004 | 302012807 Q8008 | | | |
| THERMOSTAT | FAN BLADE (2 REQ) | DISCONNECT SW. | TERMINAL BOARD | | | |
|  |  |  |  |  | | |
| 410168002 (2REQ.) Q6003 Q60048 Q6006 Q8003 Q80048 Q8006 | 5813-0023-000 Q6004 Q6007 Q6008 Q8004 Q8007 Q8008 | 490030103 ALL MODELS | 5216-2025-000 ALL MODELS | 5823-2002-000 ALL MODELS | | |
| TRANSFORMER | | | FAN DELAY (2 REQ) | MANUAL LIMIT (2 REQ) | | |
|  | | |  |  | | |
| 490015017 Q6003 Q8003 | 490015022 Q60048 Q80048 | 490015013 Q6006 Q8006 | 410074000 ALL MODELS | 4520-2027-000 ALL MODELS | | |




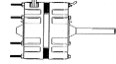






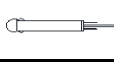



| ECP SERIES (OBSOLETE) | | | | |
|---|---|--|-----------------------------|---|
| PLUG ASSY FEMALE | GRILLE | ELEMENT | | LIMIT |
|  |  |  | |  |
| 1016-0114-000 ALL MODELS | 2501-2082-000 ALL MODELS | 302012808 ECP1024 | 302012803 ECP1524 | 4520-2025-001 ALL MODELS |
|  | | | | |












| QTS SERIES | | | | | | | | | |
|---|---|--|---|--|---|---|--|---|--|
| ELEMENTS | | MOTOR ASSEMBLY | | HI-LIMIT | SELF HOLD LIMIT | FAN DELAY | | | |
|  | |  | |  |  |  |  | | |
| 302023811 S1100 S1100A S1100B S1100C S1100CNW | 302023803 S1104 S1104A S1104B S1104C S1104CNW | 1225-2002-000 S1100 S1100A S1100B S1100C S1100CNW | 1225-2002-001 S1104 S1104A S1104B S1104C S1104CNW | 4520-2031-000 S1100 S1100A S1100B S1104 S1104A S1104B S1500 S1500A S1500B S1500C S1500T S1500TA S1500TB S1500TC S1500TCNW | 4520-11011-000 S1100C S1100CNW S1500C S1500TC S1500TCNW | 1414-2020-000 S1100 S1100A S1104 S1104A S1500 S1500A S1500T S1500TA S1504 S1504A S1504T | 410074000 S1100B S1100C S1100CNW S1104B S1104C S1104CNW S1500B S1500C S1500TB S1500TC S1500TCNW S1504B S1504C S1504TB S1504TCNW | | |
| 302023802 S1500 S1500A S1500B S1500C S1500T S1500TA S1500TB S1500TC S1500TCNW | 302023806 S1504 S1504A S1504B S1504C S1504T S1504TA S1504TB S1504TC S1504TCNW | S1500 S1500A S1500B S1500C S1500T S1500TA S1500TB S1500TC S1500TCNW | S1504 S1504A S1504B S1504C S1504T S1504TA S1504TB S1504TC S1504TCNW | S1504 S1504A S1504B S1504C S1504T S1504TA S1504TB S1504TC S1504TCNW | 4520-11011-001 S1104C S1104CNW S1504C S1504TC S1504TCNW | S1500A S1500T S1500TA S1504 S1504A S1504T | S1100B S1100C S1100CNW S1104B S1104C S1104CNW S1500B S1500C S1500TB S1500TC S1500TCNW S1504B S1504C S1504TB S1504TCNW | | |
| PILOT LIGHT | | GRILLE | | THERMOSTAT | | KNOB | | THERMAL CUTOFF | |
|  | |  | |  | |  | |  | |
| 3510-2010-000 S1100A S1100B S1100C S1100CNW S1500A S1500B S1500C S1500TA S1500TB S1500TC S1500TCNW | 3510-2010-001 S1104 S1104A S1104B S1104C S1104CNW S1504 S1504A S1504B S1504C S1504T S1504TA S1504TB S1504TC S1504TCNW | 2501-2039-000 S1100 S1100A S1100B S1100C S1104 S1104A S1104B S1104C S1500 S1500A S1500B S1500C S1500TA S1500TB | S1500TC S1504 S1504A S1504B S1504C S1504T S1504TA S1504TB S1504TC | 2501-2039-001 S1100CNW S1104CNW S1500TCNW S1504TCNW | 410129001 S1500T S1500TA S1500TB S1500TC S1500TCNW S1504T S1504TA S1504TB S1504TC S1504TCNW | 3301-2020-006 S1500T S1500TA S1500TB S1500TC S1500TCNW S1504T S1504TA S1504TB S1504TC S1504TCNW | 4520-2030-000 ALL MODELS |  | |





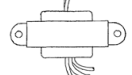






| FDI SERIES | | | | |
|---|---|---|---|---|
| BLADE | ELEMENT | | GRILLE | BUZZER |
|  |  | |  |  |
| 1210-0046-000 I1500 I1504 | 1802-5032-000 I1500 | 1802-5032-004 I1504 | 2501-5016-001 I1500 I1504 | 2714-2001-001 I1500 I1504 |
| MOTOR | | ONE SHOT FUSE BLUE DOT | HI LIMIT WHITE DOT |  |
|  | |  |  | |
| 3900-2025-000 I1500 | 3900-2025-001 I1504 | 4520-2041-000 I1500 I1504 | 4520-5015-001 I1500 I1504 | |



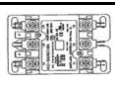








| WHT SERIES PUMP HOUSE HEATER | | | |
|---|---|---|---|
| ELEMENT | KNOB | THERMOSTAT |  |
|  |  |  | |
| 1802-2091-000 | 3301-2020-006 | 5813-2062-000 | |

| CFWF | | | | | |
|---|---|---|---|---|--|
| TOP FRONT PANEL | BOTTOM FRONT PANEL | TOP TRIM PANEL | MOTOR | RELAY | TRANSFORMER |
|  |  |  |  |  |  |
| 1402-2312-000 CFWF920 CFWF920A | 1402-2313-000 CFWF920 CFWF920A | 5806-2004-000 CFWF920 CFWF920A | 3900-2036-000 CFWF920 CFWF920A | 5018-2017-001 CFWF920 CFWF920A | 5814-0003-000 CFWF920 CFWF920A |
| HI-LIMIT | MANUAL RESET LIMIT | ELEMENT | FAN BLADE | PILOT LIGHT | CERAMIC LIMITS |
|  |  |  |  |  |  |
| 4520-2053-000 CFWF920 | 4520-2027-000 CFWF920A | 1802-2117-101 CFWF920 CFWF920A | 1210-2009-001 CFWF920 CFWF920A | 3510-2018-000 CFWF920 CFWF920A | 4520-2052-000 CFWF920 CFWF920A |



| QCH (U SERIES) | | | | | | |
|--|---|--|---|---|---|---|
| GRILLE | | PLASTIC COVER (2 REQ) | ELEMENTS | | MOTOR | |
|  |  |  |  | |  | |
| 1402-2121-000 U1000 U1000A U1500 U1500A U1507 U1800 U2004 U2004A U2007 U2007A U2008 | 1016-11228-001 U1000FA U1500FA U2004FA U2007FA | 1402-2119-000 U1000 U1000A U1500 U1500A U1507 U1800 U2004 U2004A U2007 U2007A U2008 | 302023812 U1000 U1000A U1000FA | 302023803 U1507 302023808 U1800 | 490062001 U1000 U1000A U1000FA U1500 U1500A U1800 | 490062003 U2004 U2004A U2004FA |
| | | | 302023802 U1500 U1500A U1500FA | 302023806 U2007 U2007A U2007FA | | 490062004 U2007 U2007A U2007FA |
| | | | 302023805 U2004 U2007A U2004FA | 302023804 U2008 | 490062004 U1507 | 490062002 U2008 |
| LIGHT | | FAND DELAY | HI-LIMIT | FAND BLADE | DISCONNECT SW | |
|  | |  |  |  |  | |
| 3510-2008-003 U1000A U1000FA U1500A U1500FA | 3510-2008-002 U2004A U2004FA U2007A U2007FA | 410074000 ALL MODELS | 410143000 ALL MODELS | 490061001 ALL MODELS | 410170001 ALL MODELS | |
|  | | | | | | |

| EFF (F SERIES) | | | | | | |
|---|---|---|---|--|--|--|
| MOTOR | ELEMENT | | | DISCONNECT | | |
|  |  | | |  | | |
| 3900-2002-520 F1500 | 3900-2002-500 F2004 F2008 F3003 F3006 F4003 F4004 F4006 F4008 | 302012827 F1500 | 302012821 F4003 | 302012811 F4807 | 410170001 F1500 F1507 F2004 F2007 F2008 F3007 F4004 F4007 F4008 F4804 F4807 | 5216-2019-000 F3003 F3006 F4003 F40043 F4006 F40083 F4803 F48043 F4806 F4808 F48083 F48483 F48483LV |
| 3900-2002-501 F1507 F2007 F3007 F4007 F4807 | F3003 F3006 F4003 F4004 F4006 F4008 | 302015806 F1507 | 302012808 F4004 | 1802-2075-802 F40043 | | |
| 3900-2002-518 F40043 F40083 F48043 F4808 F48083 | F4006 F4008 F4803 F4804 F4806 | 302015802 F2004 | 302012822 F4006 | 1802-2075-800 F40083 | | |
| | | 302015803 F2007 | 302012809 F4007 | 1802-2075-803 F48043 | | |
| | | 302015801 F2008 | 302012807 F4008 | 1802-2075-801 F4808 F48083 | | |
| | 3900-2010-000 F48483 F48483LV | 302012819 F3003 | 302012823 F4803 | 1802-2075-804 F48483 F48483LV | | |
| | | 302012820 F3006 | 302012810 F4804 | | | |
| | | 302012806 F3007 | 302012824 F4806 | | | |
| POWER TR. | SECONDARY TR. | RELAY | GRILLE | HI-LIMIT | FAN DELAY | FAN BLADE |
|  |  |  |  |  |  |  |
| 490015017 F3003 F4003 F4803 | 490065002 F48483LV | 5018-2017-000 F40043 F48043 F48483 | 1402-2139-001 ALL MODELS | 410169001 ALL MODELS | 410074000 ALL MODELS | 490030103 ALL MODELS |
| 490015013 F3006 F4006 F4806 | | 5018-2017-004 F40083 F4808 F48083 | |  | | |
| 490015022 F48483 F48483LV | | 5018-2017-001 F48483LV | | | | |

| CDF (500 SERIES) | | | | | | |
|---|---|---|---|--|---|--------------------------------|
| ELEMENT | MOTOR | RELAY | OUTLET GRILLE(2 REQ'D) | LOUVER GUIDES NAV W. | LOUVER GUIDES NOR W. | |
|  |  |  |  |  |  | |
| 302012802 542 | 302012813 552 | 3900-2011-000 542 | 2501-2020-001 NAVAJO WHITE | 1215-2059-000 REA (2 REQ'D) | 1215-2059-002 REA (2 REQ'D) | |
| 302012803 547 | 302012814 557 | 548 | | | 2501-2020-002 NORTHERN WHITE | 1215-2059-003 SEA (2 REQ'D) |
| 302012801 548 | 302012812 558 | 552 | | | | |
| | | 3900-2011-001 547 557 | | | | |
| | | 5018-0004-102 542 548 552 558 | | | | |
| | | 5018-0004-103 547 557 | | | | |
| FAN DELAY | FAN BLADE | HI-LIMIT | POWER BLOCK |  | | |
|  |  |  |  | | | |
| 1414-2039-000 ALL MODELS | 1210-2000-000 ALL MODELS | 4520-0011-000 ALL MODELS | 5823-0004-000 ALL MODELS | | | |

CJ900 SERIES



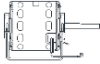
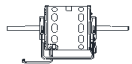















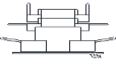
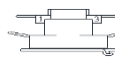
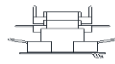
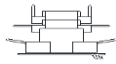
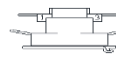
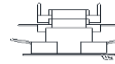










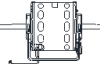
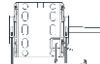


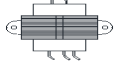


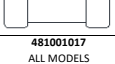

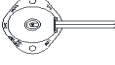






ELEMENTS

| MODEL | NO. REQ. | 208V | NO. REQ. | 240V | NO. REQ. | 277V | NO. REQ. | 347V | NO. REQ. | 380V | NO. REQ. | 480V | NO. REQ. | 600V |
|--|----------|---------------|----------|---------------|----------|---------------|----------|---------------|----------|---------------|----------|---------------|----------|---------------|
| 935 | | | | | | | | | | | | | | |
| 2KW | 1 | 1802-2083-100 | 1 | 1802-2083-101 | 1 | 1802-2083-114 | 1 | 1802-2083-103 | 1 | 1802-2083-101 | 1 | 1802-2083-114 | 1 | 1802-2083-103 |
| 3KW | 1 | 1802-2083-107 | 1 | 1802-2083-108 | 1 | 1802-2083-116 | 1 | 1802-2083-105 | 1 | 1802-2083-108 | 1 | 1802-2083-116 | 1 | 1802-2083-105 |
| 4KW | 1 | 1802-2083-106 | 1 | 1802-2083-107 | 1 | 1802-2083-108 | 1 | 1802-2083-109 | 1 | 1802-2083-107 | 1 | 1802-2083-118 | 1 | 1802-2083-109 |
| 5KW | 1 | 1802-2083-110 | 1 | 1802-2083-111 | 1 | 1802-2083-120 | 1 | 1802-2083-113 | 1 | 1802-2083-111 | 1 | 1802-2083-120 | 1 | 1802-2083-113 |
| 6KW | 2 | 1802-2083-107 | 2 | 1802-2083-108 | 2 | 1802-2083-116 | 2 | 1802-2083-105 | 2 | 1802-2083-108 | 2 | 1802-2083-116 | 2 | 1802-2083-105 |
| 7KW | 1 | 1802-2083-106 | 1 | 1802-2083-107 | 1 | 1802-2083-116 | 1 | 1802-2083-109 | 1 | 1802-2083-107 | 1 | 1802-2083-116 | 1 | 1802-2083-109 |
| | 1 | 1802-2083-107 | 1 | 1802-2083-108 | 1 | 1802-2083-118 | 1 | 1802-2083-109 | 1 | 1802-2083-108 | 1 | 1802-2083-118 | 1 | 1802-2083-109 |
| 8KW | 1 | 1802-2083-107 | 1 | 1802-2083-108 | 1 | 1802-2083-116 | 1 | 1802-2083-105 | 1 | 1802-2083-108 | 1 | 1802-2083-116 | 1 | 1802-2083-105 |
| | 1 | 1802-2083-110 | 1 | 1802-2083-111 | 1 | 1802-2083-120 | 1 | 1802-2083-113 | 1 | 1802-2083-111 | 1 | 1802-2083-120 | 1 | 1802-2083-113 |
| 945 | | | | | | | | | | | | | | |
| 4KW | 2 | 1802-2083-100 | 2 | 1802-2083-101 | 2 | 1802-2083-114 | 2 | 1802-2083-103 | 2 | 1802-2083-101 | 2 | 1802-2083-114 | 2 | 1802-2083-103 |
| 6KW | 2 | 1802-2083-107 | 2 | 1802-2083-108 | 2 | 1802-2083-116 | 2 | 1802-2083-105 | 2 | 1802-2083-108 | 2 | 1802-2083-116 | 2 | 1802-2083-105 |
| 8KW | 2 | 1802-2083-106 | 2 | 1802-2083-107 | 2 | 1802-2083-108 | 2 | 1802-2083-109 | 2 | 1802-2083-107 | 2 | 1802-2083-118 | 2 | 1802-2083-109 |
| 10KW | 2 | 1802-2083-110 | 2 | 1802-2083-111 | 2 | 1802-2083-120 | 2 | 1802-2083-113 | 2 | 1802-2083-111 | 2 | 1802-2083-120 | 2 | 1802-2083-113 |
| 12KW | 4 | 1802-2083-107 | 4 | 1802-2083-108 | 4 | 1802-2083-116 | 4 | 1802-2083-105 | 4 | 1802-2083-108 | 4 | 1802-2083-116 | 4 | 1802-2083-105 |
| 14KW | 2 | 1802-2083-106 | 2 | 1802-2083-107 | 2 | 1802-2083-116 | 2 | 1802-2083-105 | 2 | 1802-2083-107 | 2 | 1802-2083-116 | 2 | 1802-2083-105 |
| | 2 | 1802-2083-107 | 2 | 1802-2083-108 | 2 | 1802-2083-118 | 2 | 1802-2083-109 | 2 | 1802-2083-108 | 2 | 1802-2083-118 | 2 | 1802-2083-109 |
| 16KW | 2 | 1802-2083-107 | 2 | 1802-2083-108 | 2 | 1802-2083-116 | 2 | 1802-2083-105 | 2 | 1802-2083-108 | 2 | 1802-2083-116 | 2 | 1802-2083-105 |
| | 2 | 1802-2083-110 | 2 | 1802-2083-111 | 2 | 1802-2083-120 | 2 | 1802-2083-113 | 2 | 1802-2083-111 | 2 | 1802-2083-120 | 2 | 1802-2083-113 |
| 58" AND LARGER HEATERS CONTACT FACTORY WITH CFID# ON UNIT'S NAMEPLATE | | | | | | | | | | | | | | |

LOUVERED PANELS


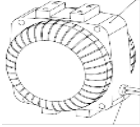






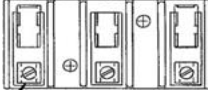

| | | | | | | | | | | | |
|-------------------|-----|---------------|---------------------|-----|---------------|-----------------------|-----|---------------|---------------------|---------------|---------------|
| DESERT TAN | 35" | 4513-2114-T35 | NAVAJO WHITE | 35" | 4513-2114-P35 | NORTHERN WHITE | 35" | 4513-2114-W35 | STAT BRONZE | 35" | 4513-2114-S35 |
| | 45" | 4513-2114-T45 | | 45" | 4513-2114-P45 | | 45" | 4513-2114-W45 | | 45" | 4513-2114-S45 |
| | 58" | 4513-2114-T58 | | 58" | 4513-2114-P58 | | 58" | 4513-2114-W58 | | 58" | 4513-2114-S58 |
| | 78" | 4513-2114-T78 | | 78" | 4513-2114-P78 | | 78" | 4513-2114-W78 | | 78" | 4513-2114-S78 |
| ALUMINUM | 35" | 4513-2114-A35 | BLACK | 35" | 4513-2114-B35 | CHARCOL GREY | 35" | 4513-2114-G35 | NEUTRAL GREY | 35" | 4513-2114-N35 |
| | 45" | 4513-2114-A45 | | 45" | 4513-2114-B45 | | 45" | 4513-2114-G45 | | 45" | 4513-2114-N45 |
| | 58" | 4513-2114-A58 | | 58" | 4513-2114-B58 | | 58" | 4513-2114-G58 | | 58" | 4513-2114-N58 |
| | | | | 78" | 4513-2114-B78 | | | | 78" | 4513-2114-N78 | |

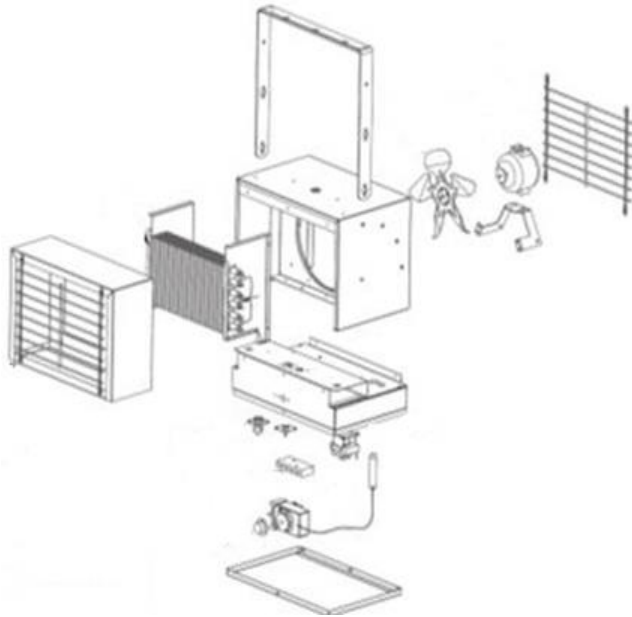
| CU900 CONTINUED | | | | | | |
|---|---|---|---|--|---|---|
| PRIMARY TRANSFORMER | | SEC. TRANSFORMER | | MOTORS | | BLOWER WHEEL |
|  | |  | |  |  |  |
| CONTACT FACTORY WITH CFID# ON UNIT'S NAMEPLATE | | 490026910 MODELS WITH 24V CONTR. | | CONTACT FACTORY WITH CFID# ON UNIT'S NAMEPLATE | CONTACT FACTORY WITH CFID# ON UNIT'S NAMEPLATE | 490047001 ALL MODELS |
| DAMPER MOTOR | DAMPER RHEOSTAT | DAMPER RHEOSTAT KNOB | THERMOSTAT SPST | THERMOSTAT 2STG | THERMOSTAT KNOB | PLUG BUTTON |
|  |  |  |  |  |  |  |
| 3900-2023-000 MODELS WITH AIR DAMPER | 410104001 MODELS WITH AIR DAMPER | 482084001 MODELS WITH AIR DAMPER | 410127001 SINGLE STAGE MODELS | 5813-2008-000 TWO STAGE MODELS | 3301-2020-001 ALL MODELS | 4506-2012-000 ALL MODELS |
| DAMPER ROCKER SW | FAN AUTO/ON SW | ON/OFF SW | HIGH/LOW SW | DOOR SAFETY SW | AUTO HIGH LIMIT | MANUAL LIMIT |
|  |  |  |  |  |  |  |
| 410131001 MODELS WITH AIR DAMPER | 5216-2029-001 ALL MODELS | 5216-2029-001 ALL MODELS | 5216-2029-000 SINGLE STAGE MODELS | 5216-2028-000 ALL MODELS | 4520-2048-000 ALL MODELS | 4520-2017-000 ALL MODELS |
| FAN AUTO RELAY (120V) | FAN DELAY RELAY(120V) | POWER RELAY (120) | FAN AUTO RELAY (24V) | FAN DELAY RELAY (24V) | POWER RELAY (24) | NIGHT SETBACK RELAY |
|  |  |  |  |  |  |  |
| 410101003 MODELS WITH 120V CONTROL | 410171002 MODELS WITH 120V CONTROL | 410101003 MODELS WITH 120V CONTROL | 410101001 MODELS WITH 24V CONTROL | 410171001 MODELS WITH 24V CONTROL | 410101001 MODELS WITH 24V CONTROL | 410101001 MODELS WITH N.S. RELAY |
| FUSE | FILTER | FILTER REUSABLE | DISCONNECT SW | | |  <i>Optional model with architectural styled grille shown</i> |
|  |  |  |  | | | |
| 481001017 ALL MODELS | 2010-7008-006 CU935 | 2010-7009-006 CU935 | 30 AMP | 5216-2033-000 | 5216-2033-001 | |
| | 2010-7008-007 CU945 | 2010-7009-007 CU945 | 60 AMP | 5216-2033-001 | 5216-2033-002 | |
| | 2010-7008-008 CU958 | 2010-7009-008 CU958 | 100 AMP | | | |

| CU 900 SERIES STOCK MODELS | | | | | | |
|---|---|---|--|--|---|---|
| ELEMENT | | MOTOR | | | | TIME DELAY RELAY |
|  | |  |  |  |  |  |
| 1802-2083-110 S93505203FFB S94510203FFB | 1802-2083-120 S93505483FFB S94510483FFB | 3900-2032-000 S93505203FFB S93505243FFB S93505483FFB S93505603FFB | 3900-2033-000 S94510203FFB S94510243FFB S94510483FFB S94510603FFB | 3900-2032-001 S93505271FFNC | 3900-2033-001 S94510271FFNC | 410101001 ALL MODELS |
| 1802-2083-111 S93505243FFB S94510243FFB | S93505271FFNC S93505483FFNC S94510271FFNC | | | 3900-2032-001 S93505483FFNC | 3900-2033-002 S94510483FFNC | FAN DELAY RELAY |
| 1802-2083-121 S93505603FFB S94510603FFB | S94510483FFNC | | | | | 410171001 ALL MODELS |
| PRI. TRANSFORMER | CAPACITOR | | FILTER | | | FUSE |
|  |  | |  | | |  |
| 490015025 S93505483FFB S94510483FFB | 490015026 S93505603FFB S94510603FFB | 1432-0002-003 S93505203FFB S93505243FFB S93505483FFB S93505603FFB S94510243FFB S94510483FFB S94510603FFB | 1432-0002-001 S94510203FFB | 2010-7008-006 S93505203FFB S93505243FFB S93505483FFB S93505603FFB | 2010-7008-007 S94510203FFB S94510243FFB S94510483FFB S94510603FFB | 481001017 ALL MODELS |
| 490026002 S93505271FFNC S94510271FFNC | 5814-0003-002 S93505483FFNC S94510483FFNC | | | | | PLUG BUTTON |
| SEC. TR (240/24V) | MANUAL RESET | LIMIT | HIGH/LOW SW. | DOOR SW. | FAN AUTO/ON SW. | 4506-2012-000 ALL MODELS |
|  |  |  |  |  |  | BLOWER WHEEL |
| 490026910 ALL MODELS | 4520-2017-000 ALL MODELS | 4520-2048-000 ALL MODELS | 5216-2029-000 ALL MODELS | 5216-2028-000 ALL MODELS | 5216-2029-001 ALL MODELS | 490047001 ALL MODELS |
| THERMOSTAT | T'STAT KNOB | | | | | |
|  |  | | | | | |
| 410127001 ALL MODELS | 3301-2020-001 ALL MODELS | | | | | |




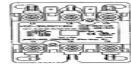











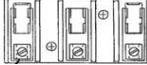



COMPACT FREEZE PROTECTION HEATERS PHFP25



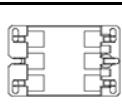
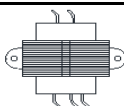




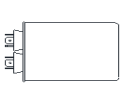







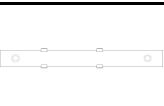
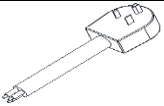
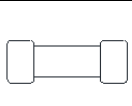

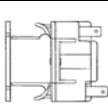

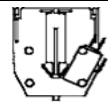
| ELEMENT | MOTOR | FAN BLADE | FAN RELAY | RELAY |
|---|---|---|--|---|
|  |  |  |  |  |
| 1802-11002-000 CHPR25 | 3900-11007-000 CHPR25 | 1210-2017-000 CHPR25 | 410171003 CHPR25 | 1414-2038-000 CHPR25 |
| THERMOSTAT | KNOB | HI LIMIT | POWER BLOCK | MT. BRACKET |
|  |  |  |  |  |
| 5813-2091-000 CHPR25 | 3301-2053-000 CHPR25 | 1414-2037-000 CHPR25 | 5823-0004-005 CHPR25 | 310876001 CHPR25 |

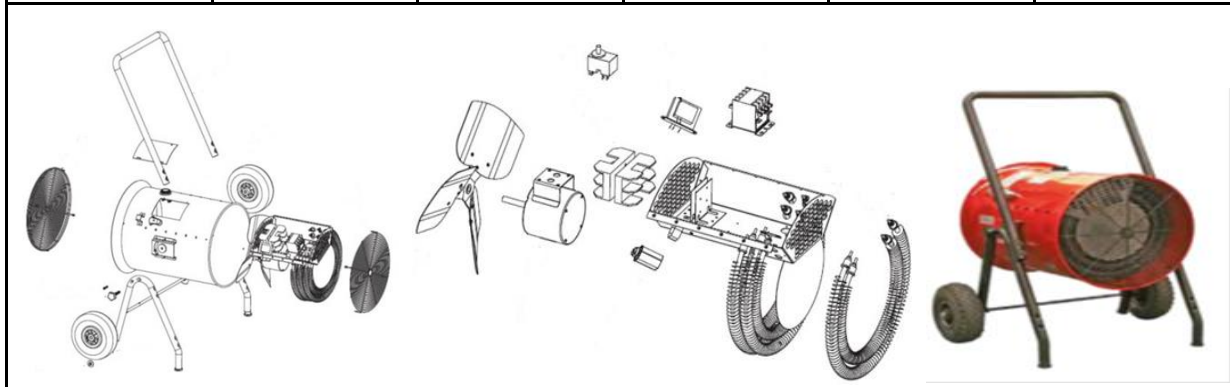


IUH SERIES

| ELEMENT | | | FAN BLADE | | MOTOR | | RELAY | | | |
|---|---|--|--|--|---|---|--|--|---|---|
|  | | |  | |  | |  | | | |
| 302006804 UH520 UH520A | 302006811 UH727 UH727A | 302006842 UH1534 UH1560 | 1210-2017-000 UH520 UH520A UH524 UH524A | 490011001 UH1020 UH1024 UH1027 UH1034 UH1048 UH1060 UH1520 UH1524 UH1527 UH1534 UH1548 UH1560A UH720 UH720A UH724 UH724A UH727 UH727A UH734 UH734A UH748 UH1060 UH760 UH760A | 3900-2008-000 UH520 UH520A UH524 UH534 UH534A UH538 UH538A UH548 UH548A UH560 UH720 UH720A UH724 UH724A UH748 UH748A | 490059004 UH1020 UH1024 UH1027 UH1034 UH1048 UH1060 UH1520 UH1524 UH1527 UH1534 UH1548 UH1560 UH720 UH720A UH724 UH724A UH748 UH748A | 5018-0004-102 UH520A UH524A UH538 UH538A UH548 UH548A UH560 UH720 UH724 UH748 UH748A UH760 UH760A UH1034 | 5018-0003-002 UH534 UH534A UH734 UH734A UH1534 | 5018-0005-006 UH1020 UH1024 UH1027 UH1048 UH1060 UH1520 UH1524 UH1527 UH1548 UH1560 UH2034 UH2048 UH2060 UH2548 UH2560 UH3048 UH3060 | |
| 302006807 UH524 UH524A UH548 UH548A | 302006840 UH734 UH734A UH760 UH760A | 302006829 UH2548 302006843 UH2560 302006822 UH3048 302006844 UH3060 | UH534 UH534A UH538 UH538A UH548 UH548A UH560 UH720 UH720A UH724 UH724A UH727 UH727A UH734 UH734A UH748 UH1060 UH760 UH760A | UH1020 UH1024 UH1027 UH1034 UH1048 UH1060 UH1520 UH1524 UH1527 UH1534 UH1548 UH1560 UH720 UH720A UH724 UH724A UH748 UH748A | UH520 UH520A UH524 UH534 UH534A UH538 UH538A UH548 UH548A UH560 UH720 UH720A UH724 UH724A UH748 UH748A | UH1020 UH1024 UH1027 UH1034 UH1048 UH1060 UH1520 UH1524 UH1527 UH1534 UH1548 UH1560 UH720 UH720A UH724 UH724A UH748 UH748A | UH520A UH524A UH538 UH538A UH548 UH548A UH560 UH720 UH724 UH748 UH748A UH760 UH760A UH1034 | UH534 UH534A UH734 UH734A UH1534 | UH1020 UH1024 UH1027 UH1048 UH1060 UH1520 UH1524 UH1527 UH1548 UH1560 UH2034 UH2048 UH2060 UH2548 UH2560 UH3048 UH3060 | |
| 302006839 UH534 UH534A UH560 UH560A | 302006812 UH1020 UH1527 302006813 UH1024 UH1048 UH1520 UH2048 | UH3048 UH3060 | UH538 UH538A UH548 UH548A UH560 UH720 UH720A UH724 UH724A UH727 UH727A UH734 UH734A UH748 UH1060 UH760 UH760A | UH1020 UH1024 UH1027 UH1034 UH1048 UH1060 UH1520 UH1524 UH1527 UH1534 UH1548 UH1560 UH720 UH720A UH724 UH724A UH748 UH748A | UH520 UH520A UH524 UH534 UH534A UH538 UH538A UH548 UH548A UH560 UH720 UH720A UH724 UH724A UH748 UH748A | UH1020 UH1024 UH1027 UH1034 UH1048 UH1060 UH1520 UH1524 UH1527 UH1534 UH1548 UH1560 UH720 UH720A UH724 UH724A UH748 UH748A | UH520A UH524A UH538 UH538A UH548 UH548A UH560 UH720 UH724 UH748 UH748A UH760 UH760A UH1034 | UH534 UH534A UH734 UH734A UH1534 | UH1020 UH1024 UH1027 UH1048 UH1060 UH1520 UH1524 UH1527 UH1548 UH1560 UH2034 UH2048 UH2060 UH2548 UH2560 UH3048 UH3060 | |
| 302006848 UH538 UH538A | UH1048 UH1520 UH2048 | | UH724 UH727 UH727A UH734 UH734A UH748 UH748A UH760 UH760A | UH1020 UH1024 UH1027 UH1034 UH1048 UH1060 UH1520 UH1524 UH1527 UH1534 UH1548 UH1560 UH720 UH720A UH724 UH724A UH748 UH748A | UH520 UH520A UH524 UH534 UH534A UH538 UH538A UH548 UH548A UH560 UH720 UH720A UH724 UH724A UH748 UH748A | UH1020 UH1024 UH1027 UH1034 UH1048 UH1060 UH1520 UH1524 UH1527 UH1534 UH1548 UH1560 UH720 UH720A UH724 UH724A UH748 UH748A | UH520A UH524A UH538 UH538A UH548 UH548A UH560 UH720 UH724 UH748 UH748A UH760 UH760A UH1034 | UH534 UH534A UH734 UH734A UH1534 | UH1020 UH1024 UH1027 UH1048 UH1060 UH1520 UH1524 UH1527 UH1548 UH1560 UH2034 UH2048 UH2060 UH2548 UH2560 UH3048 UH3060 | |
| 302006809 UH720 UH720A | 302006814 UH1027 UH1524 UH1548 | | UH724 UH727 UH727A UH734 UH734A UH748 UH748A UH760 UH760A | UH1020 UH1024 UH1027 UH1034 UH1048 UH1060 UH1520 UH1524 UH1527 UH1534 UH1548 UH1560 UH720 UH720A UH724 UH724A UH748 UH748A | UH520 UH520A UH524 UH534 UH534A UH538 UH538A UH548 UH548A UH560 UH720 UH720A UH724 UH724A UH748 UH748A | UH1020 UH1024 UH1027 UH1034 UH1048 UH1060 UH1520 UH1524 UH1527 UH1534 UH1548 UH1560 UH720 UH720A UH724 UH724A UH748 UH748A | UH520A UH524A UH538 UH538A UH548 UH548A UH560 UH720 UH724 UH748 UH748A UH760 UH760A UH1034 | UH534 UH534A UH734 UH734A UH1534 | UH1020 UH1024 UH1027 UH1048 UH1060 UH1520 UH1524 UH1527 UH1548 UH1560 UH2034 UH2048 UH2060 UH2548 UH2560 UH3048 UH3060 | |
| 302006810 UH724 UH724A UH748 UH748A | 302006841 UH1034 UH1060 UH2034 UH2060 | | UH724 UH727 UH727A UH734 UH734A UH748 UH748A UH760 UH760A | UH1020 UH1024 UH1027 UH1034 UH1048 UH1060 UH1520 UH1524 UH1527 UH1534 UH1548 UH1560 UH720 UH720A UH724 UH724A UH748 UH748A | UH520 UH520A UH524 UH534 UH534A UH538 UH538A UH548 UH548A UH560 UH720 UH720A UH724 UH724A UH748 UH748A | UH1020 UH1024 UH1027 UH1034 UH1048 UH1060 UH1520 UH1524 UH1527 UH1534 UH1548 UH1560 UH720 UH720A UH724 UH724A UH748 UH748A | UH520A UH524A UH538 UH538A UH548 UH548A UH560 UH720 UH724 UH748 UH748A UH760 UH760A UH1034 | UH534 UH534A UH734 UH734A UH1534 | UH1020 UH1024 UH1027 UH1048 UH1060 UH1520 UH1524 UH1527 UH1548 UH1560 UH2034 UH2048 UH2060 UH2548 UH2560 UH3048 UH3060 | |
| LIGHT | FUSE BLOCK | FUSE | CAPACITOR | HI LIMIT | FAN DELAY | TRANSFORMER | | | | |
|  |  |  |  |  |  |  | | | | |
| 3510-2017-003 UH524A UH724A | 480099002 UH1020 UH1024 UH1520 480099003 UH1520 UH1524 480096000 UH1527 480099001 UH1534 UH2034 2025-0001-000 UH2034 | 481001003 UH1020 UH1024 UH1520 UH1534 UH2034 481001006 UH1520 UH1524 481001023 UH1527 2019-7002-007 UH2034 | 1432-0002-003 UH2548 UH2560 UH3048 UH3060 | 410027000 ALL MODELS | 410148000 ALL MODELS | 490015017 UH534 UH534A UH734 UH734A 490015014 UH538 UH538A 490056001 UH548 UH548A UH748 UH748A | 490015013 UH560 UH560A UH760 UH760A 490015009 UH1027 UH1527 490015019 UH1034 UH1534 UH2034 | 490015010 UH1048 UH1548 UH2048 490015012 UH1060 UH1560 UH2060 490015008 UH2548 UH3048 490015015 UH2560 UH3060 | | |
| QUANTITY 5 & 7.5KW (4) 10 THRU 20KW (6) 25 & 30KW (9) | LOUVER  | | LOUVER SPRING  | HOLE PLUG  | MT. BRACKET  | POWER BLOCK  | | THERMOSTAT (ASSM INCLUDES KNOB) UHTA1 (ASSEMBLY 1-POLE) 410112000 THERMOSTAT KNOB 3301-2020-003 UHTA2 (ASSEMBLY 2-STAGE) 5813-2087-000 THERMOSTAT KNOB 3301-2053-000 | | |
| 3503-2004-109 UH520 UH520A UH524 UH524A UH534 UH534A UH538 UH538A UH548 UH548A UH560 UH560A UH720 UH720A UH724 UH724A UH727 UH727A UH734 UH734A UH748 UH748A UH760 UH760A | 3503-2004-111 UH1020 UH1024 UH1027 UH1034 UH1048 UH1060 UH1520 UH1524 UH1527 UH1534 UH1548 UH1560 UH2034 UH2048 UH2060 | 3503-2004-112 UH2548 UH2560 UH3048 UH3060 | 5208-7005-001 ALL MODELS | 29214-11621 UH520 UH520A UH524 UH524A UH534 UH534A UH538 UH538A UH548 UH548A UH560 UH560A UH720 UH720A UH724 UH724A UH727 UH727A UH734 UH734A UH748 UH748A UH760 UH760A | 310876001 UH520 UH520A UH524 UH524A UH534 UH534A UH538 UH538A UH548 UH548A UH560 UH560A UH720 UH720A UH724 UH724A UH727 UH727A UH734 UH734A UH748 UH748A UH760 UH760A | 5823-0004-000 UH520 UH520A UH524 UH524A UH534 UH534A UH538 UH538A UH548 UH548A UH560 UH560A UH720 UH720A UH724 UH724A UH727 UH727A UH734 UH734A UH748 UH748A UH760 UH760A 5823-0004-005 UH734 UH734A | 480100001 UH1020 UH1024 UH1027 UH1034 UH1048 UH1060 UH1520 UH1524 UH1527 UH1534 UH1548 UH1560 UH2034 UH2048 UH2060 480034002 UH2548 UH2560 UH3048 UH3060 | | |  |

MEDH SERIES

| ELEMENT SMALL | | ELEMENT LARGE | | MOTOR | | CONTACTOR | | TRANSFORMER | | | |
|---|--|---|--|---|--|--|--|--|--|--|--|
|  | |  | |  | |  | |  | | | |
| 1802-11001-000 DH1583A DH1583B DH1583C | | 1802-11001-001 DH1583A DH1583B DH1583C | | 3900-11002-000 DH1021A DH1021CKA DH1021CKB DH1021CKC | | 5018-0006-000 DH1543A DH1543B DH1543C DH3043A DH3043B DH3043C | | 5018-0006-004 DH1021A DH1021CKA DH1021CKB DH1521A DH1521B DH1521C DH1523A DH1523B DH1523C DH1583A DH1583B DH1583C | | 5814-0003-002 DH1543A DH1543B DH1543C DH3043A DH3043B DH3043C | |
| 1802-11001-002 DH1021A DH1021CKA DH1021CKB DH1021CKC DH1521A DH1521B DH1521C DH1523A DH1523B DH1523C DH1543A DH1543B DH1543C DH3043A DH3043B DH3043C | | 1802-11001-003 DH1021A DH1021CKA DH1021CKB DH1021CKC DH1521A DH1521B DH1521C DH1523A DH1523B DH1523C DH1543A DH1543B DH1543C DH3043A DH3043B DH3043C | | 3900-11002-001 DH1543A DH1543B DH1543C DH3043A DH3043B DH3043C | | 5018-0006-002 DH1021CKC | | | | | |
| FAN BLADE | | HI LIMIT | | THERMOSTAT | | CAPACITOR | | GUARD REAR | | GUARD FRONT | |
|  | |  | |  | |  | |  | |  | |
| 1210-0098-001 ALL MODELS | | 410029000 ALL MODELS | | 5813-2059-000 ALL MODELS | | 1432-0002-003 ALL MODELS | | 2504-11004-000 ALL MODELS | | 2504-11005-000 ALL MODELS | |
| HANDLE | | CART KNOB | | THERMOSTAT KNOB | | WHEEL | | SHAFT CAP | | AXEL SHAFT | |
|  | |  | |  | |  | |  | |  | |
| 2710-11001-000 ALL MODELS | | 3301-11003-000 ALL MODELS | | 3301-11018-002 ALL MODELS | | 6406-11001-000 ALL MODELS | | 1408-11002-000 ALL MODELS | | 5217-11001-000 ALL MODELS | |
| CORD | | FUSE | | FUSE BLOCK | | FAN RELAY | | FAN DELAY | | AUXILIARY SWITCH | |
|  | |  | |  | |  | |  | |  | |
| 1016-10593-000 DH1021CKA DH1021CKB SCS10063 DH1021CKC | | 2019-7008-077 DH1521A DH1521B DH1521C | | 480030007 DH1521A DH1521B DH1521C | | 5018-0007-000 DH1543A DH1543B DH1543C DH3043A DH3043B DH3043C | | 1414-2039-000 DH3043C | | 5216-10564-000 DH1521C DH1543A DH1543B DH1543C DH3043A DH3043B DH3043C | |



MSDH

| MODEL | ELEMENT (11) | ELEMENT (12) | MOTOR (16) | CONTACTOR (20) |
|---------|--------------------|--------------------|--------------------|--------------------|
| SDH3043 | 118-304793-011 (3) | 118-304793-013 (3) | 193-121843-232 | 072-304551-008 |
| SDH3093 | 118-304793-012 (3) | 118-304793-014 (3) | 193-121843-233 | 072-304551-008 |
| SDH4843 | 118-304793-011 (3) | 118-304793-013 (6) | 193-121843-232 | 072-304551-008 (2) |
| SDH4893 | 118-304793-012 (3) | 118-304793-014 (6) | 193-121843-233 | 072-304551-008 (2) |
| SDH6043 | 118-304793-011 (6) | 118-304793-013 (6) | 193-121843-232 | 072-304551-008 (2) |
| SDH6093 | 118-304793-012 (6) | 118-304793-014 (6) | 193-121843-233 | 072-304551-008 (2) |
| MODEL | TRANSFORMER (21) | FUSE BLOCK (80) | FUSE (81) | TERM. BLOCK (84) |
| SDH3043 | 315-304252-001 | NA | NA | NA* |
| SDH3093 | 315-304252-003 | NA | NA | NA* |
| SDH4843 | 315-304252-001 | 129-025643-001 | 128-026510-005 (3) | 303-047468-004 |
| SDH4893 | 315-304252-003 | 129-025643-001 | 128-026510-005 (3) | 303-047468-004 |
| SDH6043 | 315-304252-001 | 129-025643-001 (2) | 128-026510-006 (6) | 303-047468-004 |
| SDH6093 | 315-304252-003 | 129-025643-001 (2) | 128-026510-006 (6) | 303-047468-004 |

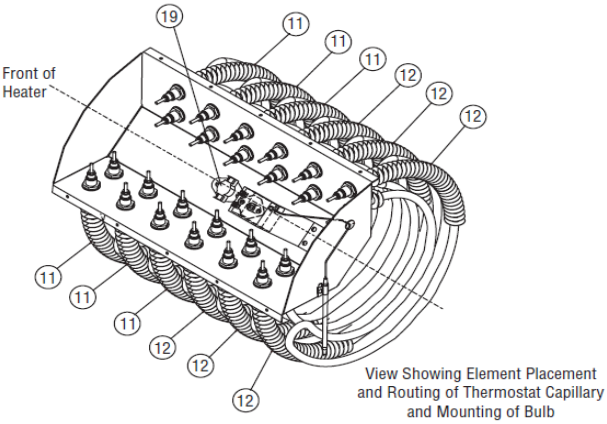
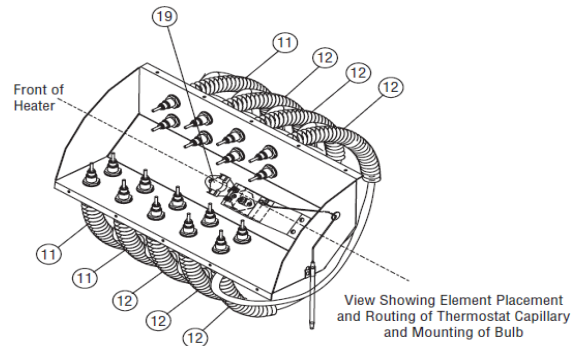
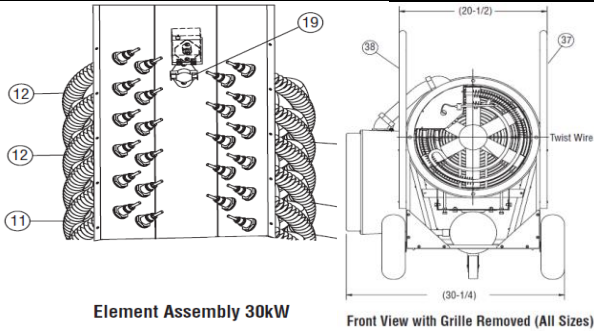
PARTS COMMON TO ALL UNITS

| | |
|-----------------------------|--------------------|
| TEMPERATURE CONTROL (18) | 300-019560-002 |
| HI-LIMIT (19) | 300-049200-004 |
| TOGGLE SWITCH (23) | 292-046123-001 |
| BLOWER ASSEMBLY (32) | 021-304823-009 |
| INLET & OUTLET GRILLE (33) | 134-304780-002 (2) |
| CASTER/LOCKING (36) | 375-122535-007 |
| HANDLE-RIGHT SIDE (37) | 139-304779-003 |
| HANDLE-LEFT SIDE (38) | 139-304479-004 |
| SEMPNEUMATIC WHEEL (45) | 333-557518-004 (2) |
| PULLEY VAR. PITCH 7/8" (77) | 225-305091-004 |
| PULLEY VAR. PITCH 5/8" (78) | 225-305091-003 |
| PULLEY BELT (79) | 017-049702-009 |
| PILOT LIGHT-GREEN (86) | 213-122066-043 |
| PILOT LIGHT-AMBER (87) | 213-122066-042 |
| THERMOSTAT KNOB (94) | 169-017949-004 |

NOTES:

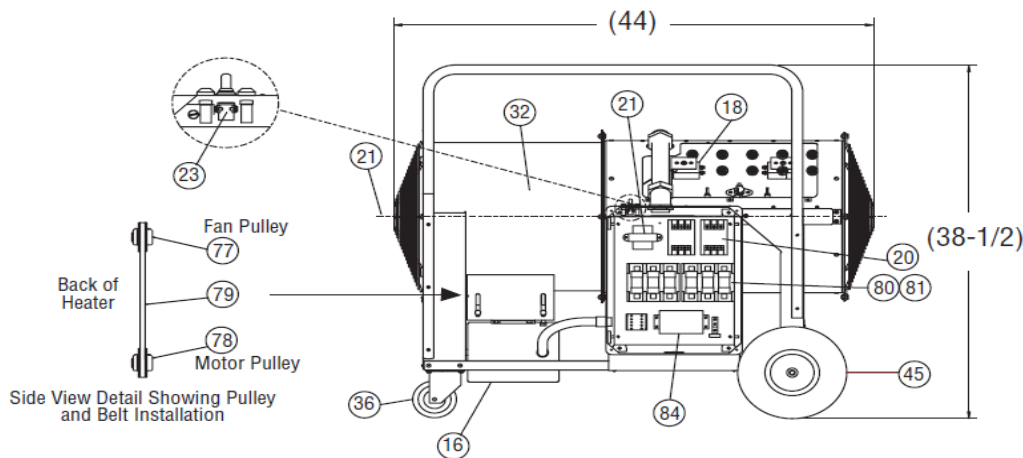
(#) QUANTITY REQ.


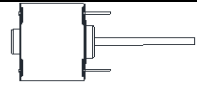
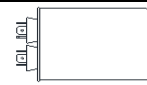




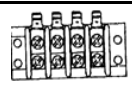
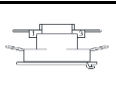
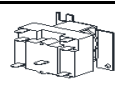

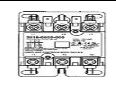

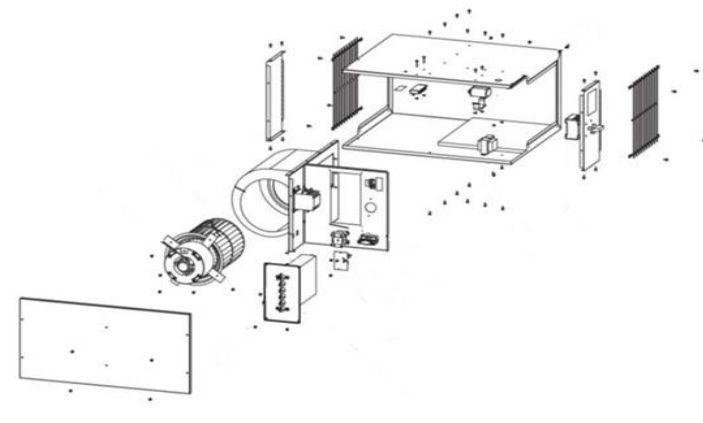
* WIRED DIRECTLY TO CONTACTOR




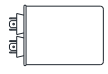








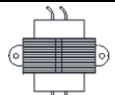
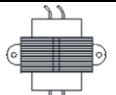
Element Assembly 48kW








Element Assembly 60kW







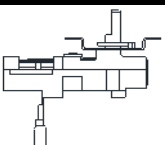
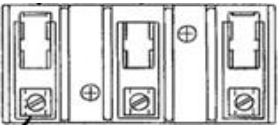


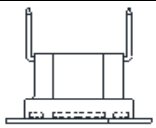


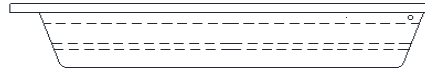


| MSPH PLENUM RATED UNIT HEATER | | | | | | | | |
|--|--|--|--|--|---|---|---|---|
| ELEMENT | | | MOTOR | | | CAPACITOR | | |
|  | | |  | | |  | | |
| 1802-10498-000 PRH1381240000 PRH1383240000 | 1802-10498-004 PRH11021240000 PRH11023240000 1802-10498-001 PRH1521240000 PRH1521240000 PRH1323240000 1802-10498-002 PRH1523240000 PRH21021240000 1802-10498-003 PRH11083240000 PRH1581240000 PRH1581240000 PRH1583240000 PRH1583240000 PRH21083240000 | 1802-10498-007 PRH1343240000 1802-10498-008 PRH11583240000 PRH17581240000 PRH17583240000 1802-10498-009 PRH17521240000 PRH17523240000 PRH17523240000 1802-10498-010 PRH17571240000 1802-10498-011 PRH11543240000 PRH17543240000 PRH21543240000 | 3900-10164-001 PRH11043240000 PRH11543240000 PRH1343240000 PRH1543240000 PRH17543240000 PRH21043240000 PRH21543240000 | 3900-10160-003 PRH11021240000 PRH11023240000 PRH11083240000 PRH11523240000 PRH1583240000 PRH1521240000 PRH1581240000 PRH1581240000 PRH1583240000 PRH17521240000 PRH17523240000 PRH17581240000 PRH17583240000 PRH21021240000 PRH21043240000 PRH21083240000 PRH21523240000 | 3900-2094-001 PRH1321240000 PRH1323240000 PRH1381240000 PRH1383240000 PRH1521240000 PRH1581240000 PRH1581240000 3900-2095-001 PRH171240000 PRH17521240000 PRH17523240000 PRH17581240000 PRH17583240000 PRH21021240000 PRH21043240000 PRH21083240000 | 1432-0002-001 PRH11043240000 PRH11071240000 PRH11543240000 PRH1321240000 PRH1323240000 PRH1343240000 PRH1371240000 PRH1381240000 PRH1383240000 PRH1521240000 PRH1523240000 PRH1581240000 | 1432-0002-002 PRH11543240000 PRH1571240000 PRH1581240000 PRH1583240000 PRH1583240000 PRH1583240000 PRH17521240000 PRH17571240000 PRH21043240000 PRH21071240000 PRH21543240000 | |
| BLOWER ASSEMBLY | | | LIMIT | | | GRILLE | | |
|  | | |  | | |  | | |
| 1225-10158-000 PRH11021240000 PRH11023240000 PRH11043240000 PRH1071240000 PRH11083240000 PRH11523240000 PRH11543240000 PRH11583240000 PRH1521240000 PRH1523240000 PRH1543240000 PRH1571240000 PRH1581240000 PRH1583240000 | 1225-2022-000 PRH1321240000 PRH1323240000 PRH1343240000 PRH1071240000 PRH1381240000 PRH1383240000 PRH1521240000 PRH1523240000 PRH1543240000 PRH1571240000 PRH1581240000 PRH1583240000 | 1414-2040-001 PRH11021240000 PRH11023240000 PRH11043240000 PRH1071240000 PRH11083240000 PRH11523240000 PRH11543240000 PRH11583240000 PRH1521240000 PRH1523240000 PRH1543240000 PRH1571240000 PRH1581240000 PRH1583240000 | 1414-2040-000 PRH1321240000 PRH1323240000 PRH1343240000 PRH1371240000 PRH1381240000 PRH1383240000 PRH1521240000 PRH1523240000 PRH1543240000 PRH1571240000 PRH1581240000 PRH1583240000 | 2501-10156-800 PRH11021240000 PRH11023240000 PRH11043240000 PRH1071240000 PRH11083240000 PRH11523240000 PRH11543240000 PRH11583240000 PRH1521240000 PRH1523240000 PRH1543240000 PRH1571240000 PRH1581240000 PRH1583240000 | 312056803 PRH1321240000 PRH1323240000 PRH1343240000 PRH1371240000 PRH1381240000 PRH1383240000 PRH1521240000 PRH1523240000 PRH1543240000 PRH1571240000 PRH1581240000 PRH1583240000 | | | |
| TRANSFORMER | | | TERMINAL BLOCK | | | TIME DELAY RELAY | FAN RELAY | DISCONNECT SW. |
|  | | |  | | |  |  |  |
| 5814-0003-000 PRH11021240000 PRH11023240000 PRH11083240000 PRH11523240000 PRH11583240000 PRH1321240000 PRH1323240000 PRH1381240000 PRH1383240000 PRH1521240000 PRH1523240000 PRH1543240000 PRH1571240000 PRH1581240000 | 5814-0003-001 PRH11071240000 PRH11571240000 PRH1571240000 PRH17571240000 5814-0003-002 PRH11043240000 PRH11543240000 PRH1343240000 PRH1343240000 PRH1543240000 PRH17543240000 PRH21043240000 PRH21543240000 | 480106001 PRH11021240000 PRH11023240000 PRH11043240000 PRH1071240000 PRH11083240000 PRH11523240000 PRH11543240000 PRH11583240000 PRH1321240000 PRH1323240000 PRH1343240000 PRH1371240000 PRH1381240000 PRH1383240000 PRH1521240000 PRH1523240000 | 480106002 PRH1523240000 PRH1523240000 PRH1543240000 PRH1571240000 PRH1571240000 PRH1581240000 PRH1581240000 PRH1583240000 PRH17521240000 PRH17523240000 PRH17543240000 PRH17571240000 PRH17581240000 PRH17583240000 | 410171001 ALL MODELS CONTACTOR RELAY  5018-0005-004 ALL MODELS  | 5018-2024-000 ALL MODELS 5216-2036-000 ALL MODELS | | | |
|  | | | | | | | | |

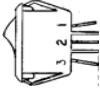


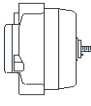

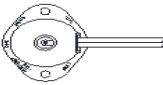




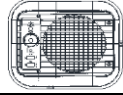






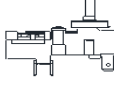
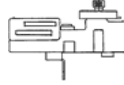
MUH SERIES

| ELEMENT | | | | MOTOR | | | CAPACITOR |
|---|---|---|---|--|---|---------------------------------|---|
| QUANTITY OF ELEMENTS 3 THRU 10KW (3) 15 THRU 30KW (6) 40 & 50KW (9) | | | |  | | |  |
| 1802-0087-000 MUH0321 | 1802-0087-004 MUH0571 | 1802-0087-011 MUH104 | 1802-0087-046 MUH256 | 3900-2002-506 MUH0321 | 3900-2014-004 MUH072 | 3900-0364-000 MUH252 | 1432-0002-003 MUH202 |
| 1802-0087-040 MUH0331 | 1802-0087-034 MUH0581 | 1802-0087-010 MUH107 | 1802-0087-018 MUH302 | MUH0381 | MUH073 | MUH256 | MUH204 |
| 1802-0087-002 MUH0341 | 1802-0087-025 MUH0581MG | 1802-0087-036 MUH108 | 1802-0087-019 MUH304 | MUH0521 | MUH076 | MUH302 | MUH206 |
| 1802-2073-000 MUH0361 | 1802-0087-006 MUH072 | 1802-0087-012 MUH152 | 1802-0087-047 MUH306 | MUH0521MG | MUH077 | MUH306 | MUH208 |
| 1802-0087-001 MUH0371 | 1802-0087-042 MUH073 | 1802-0087-008 MUH154 | 1802-0087-028 MUH308 | MUH0581 | MUH078 | MUH308 | MUH252 |
| 1802-0087-024 MUH0381 | 1802-0087-008 MUH074 | 1802-2073-002 MUH156 | 1802-0087-020 MUH402 | MUH0581MG | MUH102 | 3900-0363-500 MUH254 | MUH254 |
| 1802-0087-035 MUH0521 | 1802-2073-002 MUH076 | 1802-0087-037 MUH158 | 1802-0087-021 MUH404 | 3900-2002-516 MUH0331 | MUH103 | MUH304 | 1432-0002-001 MUH254A |
| 1802-0087-003 MUH0521MG | 1802-0087-007 MUH077 | MUH202 | 1802-0087-048 MUH406 | MUH0361 | MUH106 | MUH300 | MUH304A |
| 1802-0087-041 MUH0531 | 1802-0087-031 MUH078 | 1802-0087-026 MUH208 | 1802-0087-022 MUH502 | MUH0531 | MUH107 | 3900-2065-000 MUH254A | MUH308 |
| 1802-0087-005 MUH0541 | MUH102 | 1802-0087-016 MUH252 | 1802-0087-023 MUH504 | MUH0561 | MUH108 | MUH304A | 1432-0002-004 MUH402 |
| 1802-2073-001 MUH0561 | 1802-0087-044 MUH103 | 1802-0087-017 MUH254 | 1802-0087-049 MUH506 | 3900-2005-000 MUH0341 | 3900-0361-501 MUH154 | 3900-0350-000 MUH402 | MUH404 |
| | MUH106 | MUH254A | 1802-0087-030 MUH508 | MUH0541 | 3900-0361-003 MUH156 | MUH502 | MUH406 |
| | MUH206 | | | 3900-2002-507 MUH0371 | 3900-0362-000 MUH202 | MUH506 | MUH502 |
| | | | | MUH0571 | MUH206 | 3900-0350-001 MUH404 | MUH504 |
| | | | | 3900-0347-005 MUH074 | 3900-0362-001 MUH204 | MUH406 | MUH508 |
| | | | | MUH104 | 3900-0362-002 MUH208 | 3900-0350-002 MUH508 | |
| | | | | MUH152 | | | |
| | | | | MUH158 | | | |
| PROTECTOR LIMIT | | | | FAN DELAY | FAN BLADE | | HI/LOW SP. SWITCH |
|  | | | |  |  | |  |
| 4520-0011-000 MUH0321 | 4520-0011-001 MUH072 | 4520-0011-002 MUH252 | 4520-0010-000 ALL MODELS | 1210-2000-000 MUH0321 | 1210-0090-000 MUH072 | 1210-0098-000 MUH252 | 5216-2053-000 MUH252 |
| MUH0331 | MUH073 | MUH254 | | MUH0331 | MUH073 | MUH254 | MUH254 |
| MUH0341 | MUH074 | MUH254A | | MUH0341 | MUH074 | MUH254A | MUH254A |
| MUH0361 | MUH076 | MUH256 | | MUH0361 | MUH076 | MUH256 | MUH256 |
| MUH0371 | MUH077 | MUH302 | | MUH0371 | MUH077 | MUH302 | MUH302 |
| MUH0381 | MUH078 | MUH304 | | MUH0381 | MUH078 | MUH304 | MUH304 |
| MUH0521 | MUH102 | MUH304A | | MUH0521 | MUH102 | MUH304A | MUH304A |
| MUH0521MG | MUH103 | MUH306 | | MUH0521MG | MUH103 | MUH306 | MUH306 |
| MUH0531 | MUH104 | MUH308 | | MUH0531 | MUH104 | MUH308 | MUH308 |
| MUH0541 | MUH106 | MUH402 | | MUH0541 | MUH106 | MUH402 | MUH402 |
| MUH0561 | MUH107 | MUH404 | | MUH0561 | MUH107 | MUH404 | MUH404 |
| MUH0571 | MUH108 | MUH406 | | MUH0571 | MUH108 | MUH406 | MUH406 |
| MUH0581 | MUH152 | MUH502 | | MUH0581 | MUH152 | MUH502 | MUH502 |
| MUH0581MG | MUH154 | MUH504 | | MUH0581MG | MUH154 | MUH504 | MUH504 |
| | MUH156 | MUH506 | | | 1210-0090-001 MUH152 | MUH506 | MUH506 |
| | MUH158 | MUH508 | | | MUH154 | MUH508 | MUH508 |
| | MUH202 | | | | MUH156 | | |
| | MUH204 | | | | MUH158 | | |
| | MUH206 | | | | 1210-0096-000 MUH202 | | |
| | MUH208 | | | | MUH204 | | |
| | | | | | MUH206 | | |
| | | | | | MUH208 | | |
| RELAY | | | | POWER TR | | | SECONDARY TR |
|  |  |  |  |  |  | | |
| 5018-0003-000 MUH0331 | 5018-0004-100 MUH0341 | 5018-0005-004 MUH152 | 5018-0006-000 MUH202 | 5814-0003-000 MUH072 | 5814-0003-002 MUH0341 | 490015017 MUH0331 | 5814-0003-000 MUH0331 |
| MUH0531 | MUH0361 | MUH158 | MUH308 | MUH078 | MUH0541 | MUH0531 | MUH0361 |
| MUH072 | MUH0541 | MUH208 | MUH504 | MUH102 | MUH074 | 490015018 MUH073 | MUH0531 |
| MUH073 | MUH0561 | MUH252 | MUH508 | MUH108 | MUH104 | MUH103 | MUH0561 |
| MUH077 | MUH074 | MUH254 | | MUH152 | MUH154 | MUH106 | MUH073 |
| MUH078 | MUH076 | MUH254A | | MUH158 | MUH204 | 490015021 MUH076 | MUH076 |
| MUH102 | MUH104 | MUH302 | | MUH202 | MUH254 | MUH106 | MUH103 |
| MUH103 | MUH106 | MUH304 | | MUH208 | MUH254A | 490026007 MUH402 | MUH206 |
| MUH107 | MUH108 | MUH304A | | MUH252 | MUH304 | MUH402 | MUH256 |
| 5018-0003-002 MUH0521MG | MUH154 | MUH402 | | MUH302 | MUH304A | MUH502 | MUH306 |
| MUH0581MG | MUH156 | MUH404 | | MUH308 | MUH404 | MUH508 | MUH406 |
| | MUH204 | MUH406 | | 5814-0003-001 MUH077 | MUH504 | MUH508 | MUH506 |
| | MUH206 | MUH502 | | MUH107 | 490015013 MUH0361 | | 5814-2009-000 MUH106 |
| | MUH256 | MUH506 | | 490015012 MUH156 | MUH0561 | | MUH156 |
| | MUH306 | | | MUH152 | 490015015 MUH406 | | |
| | MUH404 | | | MUH206 | MUH506 | | |
| | MUH406 | | | MUH256 | | | |
| | MUH504 | | | MUH306 | | | |
| | MUH506 | | | | | | |



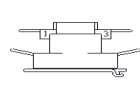
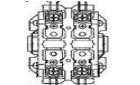
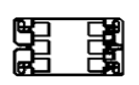
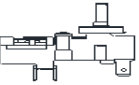



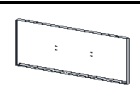
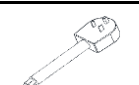







| MUH CONTINUED | | | | | |
|--|--|--|--|--|--|
| CONTROL BOARD | | | POWER BLOCK | | |
|  | | |  | | |
|  | | |  | | |
| 5823-0001-000 MUH0321 MUH0371 MUH0381 MUH0521 MUH0571 MUH0581 | 5823-0002-000 MUH0331 MUH0341 MUH0361 MUH0521MG MUH0531 MUH0541 MUH0561 MUH0581MG MUH072 MUH073 MUH074 MUH076 MUH077 MUH078 MUH102 MUH103 MUH104 MUH106 MUH107 MUH108 MUH152 MUH154 MUH156 MUH158 | MUH202 MUH204 MUH206 MUH208 MUH252 MUH254 MUH254A MUH256 MUH302 MUH304 MUH304A MUH306 MUH308 MUH402 MUH404 MUH406 MUH502 MUH504 MUH506 MUH508 | 5823-0004-000 MUH0321 MUH0331 MUH0341 MUH0361 MUH0371 MUH0381 MUH0521 MUH0521MG MUH0531 MUH0541 MUH0561 MUH0571 MUH0581 MUH0581MG MUH072 MUH073 | MUH074 MUH076 MUH077 MUH078 MUH102 MUH103 MUH104 MUH106 MUH107 MUH108 MUH154 MUH156 MUH204 MUH206 MUH256 MUH306 | 5823-0004-001 MUH152 MUH254 MUH254A MUH304 MUH304A 5823-0004-002 MUH202 MUH208 MUH252 MUH404 MUH406 MUH504 MUH506 5823-0004-003 MUH158 MUH302 5823-0005-000 MUH308 MUH402 MUH502 MUH508 |
| LOUVERS | | | LOUVER SPRING | FUSE BLOCK | FUSE |
| QUANTITY 3&5KW (5) 7 THRU 20KW (6) 25 THRU 50KW (9) | | |  |  |  |
| | | | THERMOSTAT (ASSM INCLUDES KNOB) | | |
| | | | UHMT1 (ASSEMBLY 1-POLE) | | |
| | | | 5813-0036-000 THERMOSTAT | | |
| | | | 3301-2020-006 KNOB | | |
| | | | UHMT2 (ASSEMBLY 2-STAGE) | | |
| | | | 5813-0037-000 THERMOSTAT | | |
| | | | 3301-2020-006 KNOB | | |
| 3503-2004-106 MUH0321 MUH0331 MUH0341 MUH0361 MUH0371 MUH0381 MUH0521 MUH0521MG MUH0531 MUH0541 MUH0561 MUH0571 MUH0581 MUH0581MG | 3503-2004-107 MUH072 MUH073 MUH074 MUH076 MUH077 MUH078 MUH102 MUH103 MUH104 MUH106 MUH107 MUH108 MUH152 MUH154 MUH156 MUH158 MUH202 MUH204 MUH206 MUH208 | 3503-2004-108 MUH252 MUH254 MUH254A MUH256 MUH302 MUH304 MUH304A MUH306 MUH308 MUH402 MUH404 MUH406 MUH502 MUH504 MUH506 MUH508 | 5208-7005-001 ALL MODELS | 2025-0002-000 MUH158 MUH208 480030004 MUH252 MUH302 MUH308 MUH402 MUH502 MUH508 2025-0001-000 MUH504 MUH506 2025-7004-000 MUH504 MUH506 | 2019-0007-010 MUH158 2019-0007-008 MUH208 2019-7008-077 MUH252 2019-7008-079 MUH302 MUH502 2019-7008-080 MUH308 MUH508 2019-7008-078 MUH402 2019-7002-008 MUH504 2019-7002-007 MUH506 2019-7002-012 MUH504 2019-7002-011 MUH506 |

MWUH SERIES

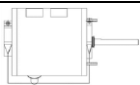
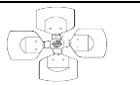
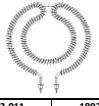
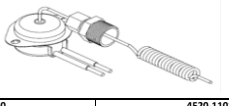
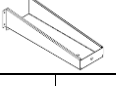
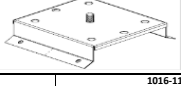
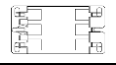

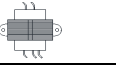

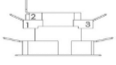
| ELEMENT | | MOTOR | FAN BLADE | KNOB | THERMOSTAT |
|--|---|---|---|---|---|
|  | |  |  |  |  |
| 302006807 MWUH5004 MWUH5004A 302006810 UH724ST UH724STA | 302006847 MWUH5008 MWUH5008A | 3900-2008-000 MWUH5004 MWUH5004A MWUH5008 MWUH5008A UH724ST UH724STA | 1210-2017-000 MWUH5004 MWUH5004A MWUH5008 MWUH5008A UH724ST UH724STA | 3301-2014-006 MWUH5004 MWUH5004A MWUH5008 MWUH5008A UH724ST UH724STA | 5813-2050-000 MWUH5004 MWUH5004A MWUH5008 MWUH5008A UH724ST UH724STA |
| POWER BLOCK | | RELAY | HI LIMIT | FAN DELAY | LIGHT |
|  | |  |  |  |  |
| 5823-0004-005 MWUH5004 MWUH5004A MWUH5008 MWUH5008A | 5823-0004-000 UH724ST UH724STA | 5018-0004-102 UH724ST UH724STA | 410027000 MWUH5004 MWUH5004A MWUH5008 MWUH5008A UH724ST UH724STA | 410148000 MWUH5004 MWUH5004A MWUH5008 MWUH5008A UH724ST UH724STA | 3510-2017-003 MWUH5004A UH724STA |
| LOUVERS | | LOUVER SPRING | MT. BRACKET |  | |
|  | |  |  | | |
| 3503-2004-009 MWUH5004 MWUH5004A MWUH5008 MWUH5008A | 3503-2004-010 UH724ST UH724STA | 5208-7005-001 MWUH5004 MWUH5004A MWUH5008 MWUH5008A UH724ST UH724STA | 310876001 MWUH5004 MWUH5004A MWUH5008 MWUH5008A UH724ST UH724STA | | |

| QPH4A & MUH35 SERIES | | | | | |
|--|---|--|---|---|---|
| ROCKER SWITCH** | FAN BLADE | | ELEMENT*** | | MOTOR |
|  |  | |  | |  |
| S99814893A000 MUH35 MUH35B MUH35C MUH35D PH4A PH4AB NPH4AB NPH4ABA | 1210-2000-000 MUH35 MUH35B MUH35C MUH35D PH4 PH4A | 1210-2000-001 PH4AB NPH4AB NPH4ABA | 1802-0087-032 MUH35 MUH35B MUH35C MUH35D | 1802-0087-038 PH4 PH4A PH4AB NPH4AB NPH4ABA | 3900-2002-506 MUH35 MUH35B MUH35C MUH35D PH4 PH4A PH4AB NPH4AB NPH4ABA |
| FAN DELAY | MANUAL RESET | | LIMIT | | BUZZER |
|  |  | |  | |  |
| 4520-0010-000 MUH35C MUH35D | 4520-2017-000 MUH35B MUH35C PH4A | 4520-11004-000 PH4AB NPH4AB | 4520-11004-002 MUH35D NPH4ABA | 4520-0011-000 MUH35 PH4 | 2714-11001-000 MUH35D |
| STAND | CONTROL COVER | GRILLE | GUARD | T'STAT KNOB | STAND KNOB** |
|  |  |  |  |  |  |
| 5210-2000-002 MUH35B MUH35C MUH35D PH4A PH4AB NPH4AB NPH4ABA | 1402-0336-000 MUH35 MUH35B MUH35C MUH35D PH4 PH4AB NPH4AB NPH4ABA | 1402-2154-001 MUH35B MUH35C MUH35D PH4AB NPH4AB NPH4ABA | 2504-0011-001 MUH35B MUH35C MUH35D PH4 PH4AB NPH4AB NPH4ABA | 3301-2012-001 MUH35B MUH35C MUH35D PH4AB NPH4AB NPH4ABA | 3301-2018-000 MUH35 MUH35B MUH35C MUH35D PH4AB NPH4AB NPH4ABA |
| LIGHT | CORD | THERMOSTAT | |  | |
|  |  |  |  | | |
| 3510-2007-000 MUH35B MUH35C MUH35D | 1420-2028-000 PH4AB 1420-11012-000 NPH4AB NPH4ABA | 5813-2018-000 MUH35 MUH35B MUH35C MUH35D PH4A PH4AB NPH4AB NPH4ABA | 5813-0047-000 PH4 | | |
| NOTE * INDICATES QUANTITY | | | | | |


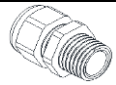

TBX SERIES (OBS)



| ELEMENT | MOTOR | TIME DELAY RELAY | CONTACTOR 30AMP | CONTACTOR 50AMP | THERMOSTAT |
|---|---|---|---|---|--|
|  |  |  |  |  |  |
| 302006814 TBX754 | 490059004 ALL MODELS | 410171003 ALL MODELS | 5018-0003-002 ALL MODELS | 5018-0006-002 ALL MODELS | 5813-2059-000 ALL MODELS |
| 302006813 TBX104 | | | | | |
| BLADE | HI LIMIT | TERMINAL BLOCK | TOOL BOX COVER | CORD | KNOB |
|  |  |  |  |  |  |
| 490011001 ALL MODELS | 410169001 ALL MODELS | 480100001 ALL MODELS | 1016-0193-800 ALL MODELS | 1016-10593-000 ALL MODELS | 3301-2053-000 ALL MODELS |
| AXLE | GRILLE | COLLAPSABLE HANDLE | HANDLE | WHEEL (2 REQ) | AXLE CAP (2 REQ) |
|  |  |  |  |  |  |
| 1017-0004-000 ALL MODELS | 2501-10513-800 ALL MODELS | 2710-10586-000 ALL MODELS | 2710-2012-800 ALL MODELS | 6406-0002-000 ALL MODELS | 1408-10584-000 ALL MODELS |




| QWD SERIES WASHDOWN UNIT HEATER | | | | | | | | | |
|---|----------------|----------------|-----------|----------------|---|----------------|--|----------------|---|
| MOTOR | | | | | BLADE | | | | |
|  | | | | |  | | | | |
| 3900-11036-000 | | 3900-11037-000 | | | 1210-11007-002 | | 1210-11007-003 | | 1210-11008-003 |
| WD02212A | WD07831A | WD15812A | WD15412A | WD09432A | WD10232A | WD02112A | WD05632A | WD15212A | WD25432A |
| WD02812A | WD07832A | WD15832A | WD15432A | WD05412A | WD10412A | WD02212A | WD05712A | WD15232A | WD25632A |
| WD03212A | WD10232A | WD25232A | WD20412A | WD05431A | WD1042A | WD02812A | WD05812A | WD15412A | WD25832A |
| WD03812A | WD10832A | WD2532A | WD20432A | WD05432A | WD10632A | WD03112A | WD05832A | WD15432A | WD30232A |
| WD03812A | WD10832A | WD2532A | WD20432A | WD05432A | WD10712A | WD03212A | WD07212A | WD15632A | WD30431A |
| WD03832A | WD12212A | WD30232A | WD30431A | WD07432A | WD10832A | WD03232A | WD07232A | WD15812A | WD30432A |
| WD05212A | WD12232A | WD30832A | WD30432A | WD10412A | 1210-11008-002 | WD03432A | WD07412A | WD15832A | WD30631A |
| WD05232A | WD12432A | WD30832A | WD39432A | WD10432A | | WD03712A | WD07432A | WD20232A | WD30632A |
| WD05812A | WD12632A | 3900-11036-001 | WD03712A | WD10432A | WD12212A | WD03812A | WD07632A | WD20412A | WD30832A |
| WD05832A | WD12812A | WD05712A | WD07712A | | WD12432A | WD03832A | WD07712A | WD20432A | WD39432A |
| WD07212A | WD12832A | WD07712A | WD1072A | | WD12632A | WD05212A | WD07812A | WD20632A | WD394632A |
| WD07232A | WD15212A | 3900-11036-002 | WD02112A | | WD12832A | WD05232A | WD07831A | WD25232A | |
| WD07812A | WD15232A | WD03112A | | | | WD05432A | WD10212A | | |
| ELEMENT | | | | | LIMIT | | | | |
|  | | | | |  | | | | |
| QUANTITY REQ 2KW (2) 3 THRU 15KW (3) 20 THRU 39KW (6) | | | | | | | | | |
| 1802-11012-001 | | 1802-11012-006 | | 1802-11012-011 | | 1802-11013-001 | | 1802-11013-005 | |
| WD02112A | WD05212A | WD07812A | WD07812A | WD12812A | WD15212A | WD1632A | WD1632A | WD1632A | WD1632A |
| WD03112A | WD05232A | WD07831A | WD07832A | WD12832A | WD15232A | WD25632A | WD25632A | WD25632A | WD25632A |
| 1802-11012-002 | | 1802-11012-007 | | 1802-11013-002 | | 1802-11013-002 | | 1802-11013-002 | |
| WD02812A | WD05431A | WD0782A | WD10212A | WD12212A | WD20323A | WD15632A | WD15632A | WD15632A | WD15632A |
| WD03812A | WD05432A | WD10232A | WD12232A | WD12232A | WD30323A | WD30631A | WD30631A | WD30631A | WD30631A |
| WD03832A | WD05712A | 1802-11012-012 | WD25232A | 1802-11013-006 | WD15412A | WD30632A | WD30632A | WD30632A | WD30632A |
| 1802-11012-003 | | 1802-11012-008 | | 1802-11013-003 | | 1802-11013-023 | | 1802-11013-023 | |
| WD02212A | WD05412A | WD07712A | WD07232A | WD12432A | WD15432A | WD03712A | WD0394632A | WD03712A | WD0394632A |
| WD03212A | WD07412A | WD0772A | WD1072A | WD25432A | WD39432A | WD03812A | WD07831A | WD03812A | WD07831A |
| WD03232A | WD07432A | 1802-11012-013 | WD10412A | WD15812A | WD20412A | WD05212A | WD10212A | WD15632A | WD10212A |
| 1802-11012-004 | | 1802-11012-009 | | 1802-11013-004 | | 1802-11013-008 | | 1802-11013-008 | |
| WD03432A | WD07712A | WD10432A | WD15832A | WD30832A | WD30832A | WD05412A | WD10412A | WD15832A | WD10412A |
| WD03712A | 1802-11012-010 | 1802-11012-027 | WD05632A | 1802-11013-007 | WD39432A | WD05431A | WD10432A | WD15832A | WD10432A |
| 1802-11012-005 | | 1802-11012-028 | | 1802-11013-020 | | 1802-11013-009 | | 1802-11013-009 | |
| WD05812A | WD10632A | WD07632A | WD20232A | WD20232A | WD20632A | WD05432A | WD10632A | WD05632A | WD10712A |
| WD05832A | | | | | | WD05712A | WD10832A | WD05812A | WD10832A |
| WALL/CEILING BRK | | | | | HAT BRACKET | | | | |
|  | | | | |  | | | | |
| 1215-11082-000 | | 1215-11082-001 | | | 1016-11218-000 | | 1016-11218-001 | | 48030004 |
| WD02112A | WD05832A | WD12212A | WD20432A | WD02112A | WD05832A | WD12212A | WD20432A | WD12212A | FUSE 35A |
| WD02212A | WD07212A | WD12232A | WD20632A | WD02212A | WD07212A | WD12232A | WD20632A | WD12232A | 2019-11003-072 |
| WD02812A | WD07232A | WD12432A | WD25232A | WD02812A | WD07232A | WD12432A | WD25232A | WD12432A | WD12812A |
| WD03112A | WD07412A | WD12632A | WD25432A | WD03112A | WD07412A | WD12632A | WD25432A | WD12632A | WD15812A |
| WD03212A | WD07432A | WD12812A | WD25632A | WD03212A | WD07432A | WD12812A | WD25632A | WD12812A | WD15832A |
| WD03232A | WD07632A | WD12832A | WD25832A | WD03232A | WD07632A | WD12832A | WD25832A | WD12832A | WD20232A |
| WD03432A | WD07712A | WD12832A | WD25832A | WD03432A | WD07712A | WD12832A | WD25832A | WD12832A | WD25832A |
| WD03712A | WD07812A | WD15212A | WD30232A | WD03712A | WD07812A | WD15212A | WD30232A | WD15212A | WD30232A |
| WD03812A | WD07812A | WD15232A | WD30431A | WD03812A | WD07812A | WD15232A | WD30431A | WD15232A | WD30431A |
| WD03832A | WD07831A | WD15412A | WD30432A | WD03832A | WD07831A | WD15412A | WD30432A | WD15412A | WD30432A |
| WD03832A | WD07832A | WD15432A | WD30631A | WD03832A | WD07832A | WD15432A | WD30631A | WD15432A | WD30631A |
| WD05212A | WD10212A | WD15632A | WD30632A | WD05212A | WD10212A | WD15632A | WD30632A | WD15632A | WD30632A |
| WD05232A | WD10232A | WD15812A | WD30832A | WD05232A | WD10232A | WD15812A | WD30832A | WD15812A | WD30832A |
| WD05412A | WD10412A | WD15832A | WD39432A | WD05412A | WD10412A | WD15832A | WD39432A | WD15832A | WD39432A |
| WD05431A | WD10432A | WD10632A | WD394632A | WD05431A | WD10432A | WD10632A | WD394632A | WD10632A | WD394632A |
| WD05432A | WD10632A | WD20412A | | WD05432A | WD10632A | WD20412A | | WD20412A | |
| WD05632A | WD10712A | | | WD05632A | WD10712A | | | WD10712A | |
| WD05712A | WD10832A | | | WD05712A | WD10832A | | | WD10832A | |
| WD05812A | | | | WD05812A | | | | WD05812A | |
| CONTACTOR 50A | | | | | CONTACTOR | | TRANSFORMER | | TRANSFORMER 600V |
|  | | | | |  | |  | |  |
| 5018-0006-000 | | 5018-0006-001 | | | 5018-0005-004 | | 5814-0003-000 | | 490015027 |
| WD02112A | WD05712A | WD10632A | WD15832A | WD05431A | WD05632A | WD02212A | WD03432A | WD05632A | WD07632A |
| WD02212A | WD05812A | WD10712A | WD20232A | WD07831A | WD07632A | WD02812A | WD05412A | WD07632A | WD10632A |
| WD02812A | WD05832A | WD10832A | WD20412A | WD30431A | WD10632A | WD03212A | WD05431A | WD10632A | WD12632A |
| WD03112A | WD07212A | WD12212A | WD20432A | WD30631A | WD12632A | WD03232A | WD05432A | WD12632A | WD15632A |
| WD03212A | WD07232A | WD12232A | WD20632A | | WD15632A | WD03812A | WD07412A | WD15632A | WD20632A |
| WD03232A | WD07412A | WD12432A | WD25232A | | WD20632A | WD03832A | WD07432A | WD20632A | WD25632A |
| WD03432A | WD07432A | WD12632A | WD25432A | | WD25632A | WD05212A | WD10412A | WD25632A | WD30631A |
| WD03712A | WD07632A | WD12812A | WD25632A | | WD30631A | WD05232A | WD10432A | WD30631A | WD30632A |
| WD03812A | WD07712A | WD12832A | WD25832A | | WD30632A | WD05632A | WD15412A | WD30632A | WD394632A |
| WD03832A | WD07812A | WD15212A | WD30232A | | WD394632A | WD05812A | WD15412A | | |
| WD05212A | WD07832A | WD15232A | WD30432A | | | WD05832A | WD15432A | | |
| WD05232A | WD10212A | WD15412A | WD30632A | | | WD07212A | WD20412A | | |
| WD05412A | WD10232A | WD15432A | WD30832A | | | WD07232A | WD20432A | | |
| WD05432A | WD10412A | WD15632A | WD39432A | | | WD07632A | WD25432A | | |
| WD05632A | WD10432A | WD15812A | WD394632A | | | WD07812A | WD30432A | | |
| FAN RELAY | | | | | | | | | |
|  | | | | | | | | | |
| 5018-11005-000 | | 5018-11005-001 | | | 5018-11005-001 | | 5814-0003-001 | | 5814-0003-001 |
| WD02112A | WD05712A | WD10632A | WD15832A | WD05431A | WD05632A | WD12212A | WD12632A | WD07831A | WD15812A |
| WD02212A | WD05812A | WD10712A | WD20232A | WD07831A | WD07632A | WD12812A | WD12632A | WD07831A | WD15832A |
| WD02812A | WD05832A | WD10832A | WD20412A | WD30431A | WD10632A | WD12832A | WD12632A | WD07831A | WD15832A |
| WD03112A | WD07212A | WD12212A | WD20432A | WD30631A | WD12632A | WD15212A | WD12632A | WD07831A | WD15832A |
| WD03212A | WD07232A | WD12232A | WD20632A | | WD15632A | WD15232A | WD12632A | WD07831A | WD15832A |
| WD03232A | WD07412A | WD12432A | WD25232A | | WD20632A | WD15632A | WD12632A | WD07831A | WD15832A |
| WD03432A | WD07432A | WD12632A | WD25432A | | WD25632A | WD15812A | WD12632A | WD07831A | WD15832A |
| WD03712A | WD07632A | WD12812A | WD25632A | | WD30631A | WD15832A | WD12632A | WD07831A | WD15832A |
| WD03812A | WD07712A | WD12832A | WD25832A | | WD30632A | WD15832A | WD12632A | WD07831A | WD15832A |
| WD03832A | WD07812A | WD15212A | WD30232A | | WD394632A | WD15832A | WD12632A | WD07831A | WD15832A |
| WD05212A | WD07832A | WD15232A | WD30432A | | | WD15832A | WD12632A | WD07831A | WD15832A |
| WD05232A | WD10212A | WD15412A | WD30632A | | | WD15832A | WD12632A | WD07831A | WD15832A |
| WD05412A | WD10232A | WD15432A | WD30832A | | | WD15832A | WD12632A | WD07831A | WD15832A |
| WD05432A | WD10412A | WD15632A | WD39432A | | | WD15832A | WD12632A | WD07831A | WD15832A |
| WD05632A | WD10432A | WD15812A | WD394632A | | | WD15832A | WD12632A | WD07831A | WD15832A |

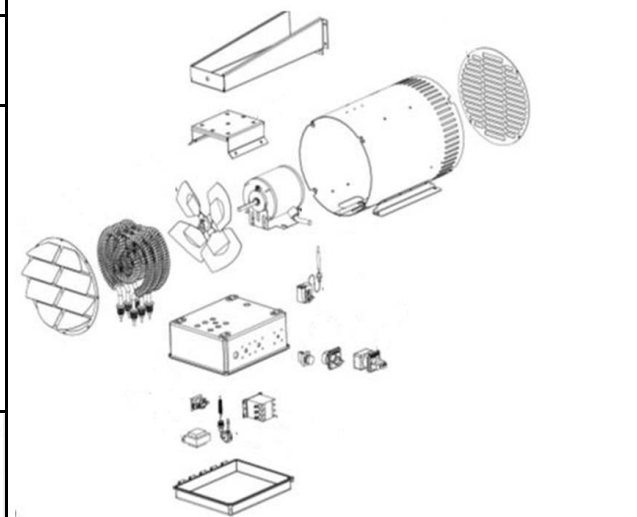
QWD WASHDOWN CONTINUED

| CAPACITOR | | | | STRAIGHT FITTING | SILICONE SEAL | TERMINAL BLOCK |
|---|----------|---------------|----------|--|-----------------------|---|
|  | | | |  | PICTURE NOT AVAILABLE |  |
| 1432-0002-001 | | 1432-0002-003 | | 1432-0002-004 | | 5823-2006-000 |
| WD02112A | WD05832A | WD03712A | WD12212A | WD20432A | ALL MODELS | |
| WD02212A | WD07212A | WD05712A | WD12232A | WD20632A | ALL MODELS | |
| WD02812A | WD07232A | WD07712A | WD12432A | WD25232A | | |
| WD03112A | WD07412A | WD10712A | WD12632A | WD25432A | | |
| WD03212A | WD07432A | | WD12812A | WD25632A | | |
| WD03232A | WD07632A | | WD12832A | WD25832A | | |
| WD03432A | WD07812A | | WD15212A | WD30232A | | |
| WD03812A | WD07831A | | WD15232A | WD30431A | | |
| WD03832A | WD07832A | | WD15412A | WD30432A | | |
| WD05212A | WD10212A | | WD15432A | WD30631A | | |
| WD05232A | WD10232A | | WD15632A | WD30632A | | |
| WD05412A | WD10412A | | WD15812A | WD30832A | | |
| WD05431A | WD10432A | | WD15832A | WD39432A | | |
| WD05432A | WD10632A | | WD20232A | WD394632A | | |
| WD05632A | WD10832A | | WD20412A | | | |
| WD05812A | | | | | | |

| GRILLE INLET | | | | GRILLE OUTLET | | | |
|---|--|--|--|---|--|--|--|
|  | | | |  | | | |

| | | | | | | | |
|----------------|----------|----------------|-----------|----------------|----------|----------------|-----------|
| 2504-11018-000 | | 2504-11020-000 | | 2504-11019-001 | | 2504-11021-001 | |
| WD02112A | WD05832A | WD12212A | WD20432A | WD02112A | WD05832A | WD12212A | WD20432A |
| WD02212A | WD07212A | WD12232A | WD20632A | WD02212A | WD07212A | WD12232A | WD20632A |
| WD02812A | WD07232A | WD12432A | WD25232A | WD02812A | WD07232A | WD12432A | WD25232A |
| WD03112A | WD07412A | WD12632A | WD25432A | WD03112A | WD07412A | WD12632A | WD25432A |
| WD03212A | WD07432A | WD12812A | WD25632A | WD03212A | WD07432A | WD12812A | WD25632A |
| WD03232A | WD07632A | WD12832A | WD25832A | WD03232A | WD07632A | WD12832A | WD25832A |
| WD03432A | WD07712A | WD15212A | WD30232A | WD03432A | WD07712A | WD15212A | WD30232A |
| WD03712A | WD07812A | WD15232A | WD30431A | WD03712A | WD07812A | WD15232A | WD30431A |
| WD03812A | WD07831A | WD15412A | WD30432A | WD03812A | WD07831A | WD15412A | WD30432A |
| WD03832A | WD07832A | WD15432A | WD30631A | WD03832A | WD07832A | WD15432A | WD30631A |
| WD05212A | WD10212A | WD15632A | WD30632A | WD05212A | WD10212A | WD15632A | WD30632A |
| WD05232A | WD10232A | WD15812A | WD30832A | WD05232A | WD10232A | WD15812A | WD30832A |
| WD05412A | WD10412A | WD15832A | WD39432A | WD05412A | WD10412A | WD15832A | WD39432A |
| WD05431A | WD10432A | WD20232A | WD394632A | WD05431A | WD10432A | WD20232A | WD394632A |
| WD05432A | WD10632A | WD20412A | | WD05432A | WD10632A | WD20412A | |
| WD05632A | WD10712A | | | WD05632A | WD10712A | | |
| WD05712A | WD10832A | | | WD05712A | WD10832A | | |
| WD05812A | | | | WD05812A | | | |


| POWER BLOCK | | | |
|---|----------|-----------|-----------|
|  | | | |
| 5823-0004-002 | | 480034002 | |
| WD02112A | WD05812A | WD12232A | WD12212A |
| WD02212A | WD05832A | WD12432A | WD12632A |
| WD02812A | WD07212A | WD12832A | WD12812A |
| WD03112A | WD07232A | WD15232A | WD15212A |
| WD03212A | WD07412A | WD15412A | WD15632A |
| WD03232A | WD07432A | WD15432A | WD15812A |
| WD03432A | WD07712A | WD15832A | WD20232A |
| WD03712A | WD07812A | WD20412A | WD20632A |
| WD03812A | WD07831A | WD20432A | WD25232A |
| WD03832A | WD07832A | WD25432A | WD25632A |
| WD05212A | WD10212A | WD30431A | WD25832A |
| WD05232A | WD10232A | WD30432A | WD30232A |
| WD05412A | WD10412A | WD39432A | WD30631A |
| WD05431A | WD10432A | | WD30632A |
| WD05432A | WD10712A | | WD30832A |
| WD05712A | WD10832A | | WD394632A |



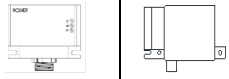







Factory Installed Accessories


| CATALOG NUMBER | DESCRIPTION |
|----------------|----------------------|
| T | Thermostat |
| L | Pilot Light |
| S | Mode/Selector Switch |
| D | Disconnect Switch |
| E | Monel Element* |
| M | Manual Reset |
| P | Epoxy Coating |

| PART | GASKET | KNOB |
|---|--|------------------------------------|
| THERMOSTAT SM/MD UNITS LRG UNITS | 5813-11010-000 5206-11009-000 5206-11010-000 | 3301-11010-000 |
| PILOT LIGHT 120V CONTROL 24V CONTROL | 3510-11009-001 3510-11009-000 | N/A |
| MODE SWITCH SM/MD UNITS LRG UNITS | 4529-11011-000 4529-11011-001 | 5206-11009-000 PART OF SW. ASSM |
| DISCONNECT SWITCH 40AMP 60AMP 100AMP 125AMP | 5216-11017-000 5216-11017-001 5216-11017-002 5216-11017-003 | 5206-11009-000 PART OF SW. ASSM |
| MONEL ELEMENT CONTACT FACTORY | | |
| MANUAL RESET SM/MD UNITS LRG UNITS | 4520-11017-000 4520-11017-001 | N/A |
| EPOXY COATING CONTACT FACTORY | | |



| KCJ | | | | | | | | | | | | | | | |
|--|-------------------------|---|-------------------------|---|-------------------------|--|---|--|--|------------------------------|--|--|-----------------------------|--|--|
| ELEMENT | | | | LINEAR LIMIT | | | TR. RELAY | | | | | | | | |
|  | | | |  | | |  | | | | | | | | |
| 1802-2056-003 J400B | 1802-2044-011 J750B | 1802-2044-014 J1007B | 1802-2044-228 J1503B | 4520-2018-000 J400B | 4520-2018-003 J1000B | 4520-2018-005 J1500B | 5018-11003-003 J503B | 410043007 J1006B | | | | | | | |
| 1802-2056-001 J404B | 1802-2044-210 J753B | 1802-2044-016 J1008B | 1802-2044-027 J1504B | J404B | J1003B | J1503B | J753B | J1256B | | | | | | | |
| 1802-2056-000 J407B | 1802-2044-009 J754B | 1802-2044-023 J1250B | 1802-2044-229 J1506B | J407B | J1004B | J1504B | J1003B | J1506B | | | | | | | |
| 1802-2056-002 J408B | 1802-2044-008 J757B | 1802-2044-222 J1253B | 1802-2044-026 J1507B | 4520-2018-001 J408B | J1006B | J1506B | J1253B | J2006B | | | | | | | |
| 1802-2044-043 J500B | 1802-2044-010 J758B | 1802-2044-021 J1254B | 1802-2044-028 J1508B | 4520-2018-001 J500B | 4520-2018-004 J1250B | 4520-2018-006 J2003B | J1507B | J2003B | | | | | | | |
| 1802-2044-202 J503B | 1802-2044-017 J1000B | 1802-2044-223 J1256B | 1802-2044-234 J2003B | J503B | J1253B | J2004B | J2006B | J2004B | | | | | | | |
| 1802-2044-041 J504B | 1802-2044-216 J1003B | 1802-2044-020 J1257B | 1802-2044-033 J2004B | 4520-2018-002 J507B | J1254B | J2006B | J2007B | J2006B | | | | | | | |
| 1802-2044-040 J507B | 1802-2044-015 J1004B | 1802-2044-022 J1258B | 1802-2044-235 J2006B | J508B | J1256B | J2007B | J2008B | J2007B | | | | | | | |
| 1802-2044-042 J508B | 1802-2044-217 J1006B | 1802-2044-029 J1500B | 1802-2044-032 J2007B | J750B | J1257B | J2008B | | J2008B | | | | | | | |
| | | | 1802-2044-034 J2008B | J753B | J1258B | | | | | | | | | | |
| | | | | J754B | | | | | | | | | | | |
| | | | | J757B | | | | | | | | | | | |
| | | | | J758B | | | | | | | | | | | |
| SWITCH | | FRONT COVER | | | | CONTROL COVER | THERMOSTAT | | | | | | | | |
|  | |  | | | |  |  | | | | | | | | |
| 5216-11007-000 J400B J404B J407B J408B J500B J504B J507B J508B J750B J754B J757B J758B J1000B J1004B | | 5216-2053-000 J503B J753B J1003B J1250B J1254B J1257B J1258B J1500B J1503B J1504B J1506B J2003B J2006B | | 1402-2192-006 J400B J404B J407B J408B 1402-2192-001 J500B J503B J504B J507B J508B 1402-2192-002 J750B J753B J754B J757B J758B | | 1402-2192-003 J1000B J1003B J1004B J1006B J1007B J1008B 1402-2192-004 J1250B J1253B J1254B J1256B J1257B J1258B | | 1402-2192-005 J1500B J1503B J1504B J1506B J1507B J1508B 1402-2192-007 J2003B J2004B J2006B J2007B J2008B | | 1402-11020-000 ALL MODELS | | | 5813-0024-000 ALL MODELS | | |
|  | | | | | | | | | | | | | | | |

SHA & DBA SERIES



| DISCRIPTION | PART NUMBERS | | | | | |
|--|---------------|---------------|---------------|---------------|---------------|---------------|
| | 120V | 208V | 240V | 277V | 347V | 600V |
| *ELEMENT (100 WATTS/FT) | | | | | | |
| 28" HEATER | 1802-2001-047 | 1802-2001-048 | 1802-2001-049 | NA | NA | NA |
| 3' | 1802-2001-053 | 1802-2001-054 | 1802-2001-055 | 1802-2001-056 | NA | NA |
| 4' | 1802-2001-059 | 1802-2001-060 | 1802-2001-061 | 1802-2001-062 | 1802-2001-232 | NA |
| 5' | 1802-2001-065 | 1802-2001-066 | 1802-2001-067 | 1802-2001-068 | 1802-2001-242 | NA |
| 6' | 1802-2001-071 | 1802-2001-072 | 1802-2001-073 | 1802-2001-074 | 1802-2001-252 | 1802-2001-253 |
| 8' | NA | 1802-2001-077 | 1802-2001-078 | 1802-2001-079 | 1802-2001-262 | 1802-2001-263 |
| 10' | NA | 1802-2001-081 | 1802-2001-082 | 1802-2001-083 | 1802-2001-272 | 1802-2001-273 |
| *ELEMENT (125 WATTS/FT) | | | | | | |
| 28" HEATER | 1802-2001-085 | 1802-2001-086 | 1802-2001-048 | 1802-2001-049 | NA | NA |
| 3' | 1802-2001-087 | 1802-2001-088 | 1802-2001-054 | 1802-2001-055 | 1802-2001-220 | NA |
| 4' | 1802-2001-089 | 1802-2001-090 | 1802-2001-060 | 1802-2001-061 | 1802-2001-230 | NA |
| 5' | 1802-2001-091 | 1802-2001-092 | 1802-2001-066 | 1802-2001-067 | 1802-2001-240 | 1802-2001-241 |
| 6' | 1802-2001-093 | 1802-2001-094 | 1802-2001-072 | 1802-2001-073 | 1802-2001-250 | 1802-2001-251 |
| 8' | NA | 1802-2001-095 | 1802-2001-077 | 1802-2001-078 | 1802-2001-260 | 1802-2001-261 |
| 10' | NA | 1802-2001-096 | 1802-2001-081 | 1802-2001-082 | 1802-2001-270 | 1802-2001-271 |
| *ELEMENT (150 WATTS/FT) | | | | | | |
| 28" HEATER | 1802-2001-051 | 1802-2001-001 | 1802-2001-000 | 1802-2001-052 | NA | NA |
| 3' | 1802-2001-057 | 1802-2001-007 | 1802-2001-006 | 1802-2001-058 | 1802-2001-218 | NA |
| 4' | 1802-2001-063 | 1802-2001-013 | 1802-2001-012 | 1802-2001-064 | 1802-2001-228 | NA |
| 5' | 1802-2001-069 | 1802-2001-019 | 1802-2001-018 | 1802-2001-070 | 1802-2001-238 | 1802-2001-239 |
| 6' | 1802-2001-075 | 1802-2001-025 | 1802-2001-024 | 1802-2001-076 | 1802-2001-248 | 1802-2001-249 |
| 8' | NA | 1802-2001-031 | 1802-2001-030 | 1802-2001-080 | 1802-2001-258 | 1802-2001-259 |
| 10' | NA | 1802-2001-035 | 1802-2001-034 | 1802-2001-084 | 1802-2001-268 | 1802-2001-269 |
| *ELEMENT (188 WATTS/FT) | | | | | | |
| 28" HEATER | 1802-2001-005 | 1802-2001-002 | 1802-2001-001 | 1802-2001-000 | NA | NA |
| 3' | 1802-2001-011 | 1802-2001-008 | 1802-2001-007 | 1802-2001-006 | 1802-2001-216 | NA |
| 4' | 1802-2001-017 | 1802-2001-014 | 1802-2001-013 | 1802-2001-012 | 1802-2001-226 | 1802-2001-227 |
| 5' | 1802-2001-023 | 1802-2001-020 | 1802-2001-019 | 1802-2001-018 | 1802-2001-236 | 1802-2001-237 |
| 6' | 1802-2001-029 | 1802-2001-026 | 1802-2001-025 | 1802-2001-024 | 1802-2001-246 | 1802-2001-247 |
| 8' | NA | 1802-2001-032 | 1802-2001-031 | 1802-2001-030 | 1802-2001-256 | 1802-2001-257 |
| 10' | NA | 1802-2001-036 | 1802-2001-035 | 1802-2001-034 | 1802-2001-266 | 1802-2001-267 |
| *ELEMENT (250 WATTS/FT) | | | | | | |
| 28" HEATER | 1802-2001-004 | 1802-2001-003 | 1802-2001-002 | 1802-2001-001 | 1802-2001-202 | NA |
| 3' | 1802-2001-010 | 1802-2001-009 | 1802-2001-008 | 1802-2001-007 | 1802-2001-214 | NA |
| 4' | 1802-2001-016 | 1802-2001-015 | 1802-2001-014 | 1802-2001-013 | 1802-2001-224 | 1802-2001-225 |
| 5' | 1802-2001-022 | 1802-2001-021 | 1802-2001-020 | 1802-2001-019 | 1802-2001-234 | 1802-2001-235 |
| 6' | 1802-2001-028 | 1802-2001-027 | 1802-2001-026 | 1802-2001-025 | 1802-2001-244 | 1802-2001-245 |
| 8' | NA | 1802-2001-033 | 1802-2001-032 | 1802-2001-031 | 1802-2001-254 | 1802-2001-255 |
| 10' | NA | 1802-2001-037 | 1802-2001-036 | 1802-2001-035 | 1802-2001-264 | 1802-2001-265 |
| * 1, 2 OR 3 ELEMENTS MAY BE REQUIRED. VOLTAGE AND WATTAGE ARE STAMPED ON END OF ELEMENTS. DIVIDE THE WATTAGE BY THE HEATER LENGTH (FEET) TO DETERMINE WATTS/FOOT OF ELEMENT. THEN USE THIS DATA TO DETERMINE PART NUMBER OF HEATING ELEMENT. | | | | | | |

| DISCRIPTION | PART NUMBERS | | | | | |
|-----------------------|--|--|--|---|--|---------------|
| | 120V | 208V | 240V | 277V | 347V | 600V |
| LINEAR LIMIT | | | | | | |
| 28" HEATER | 4520-0007-007 | 4520-0007-007 | 4520-0007-007 | 4520-0007-007 | 4520-0007-007 | 4520-0007-007 |
| 3' | 4520-0007-008 | 4520-0007-008 | 4520-0007-008 | 4520-0007-008 | 4520-0007-008 | 4520-0007-008 |
| 4' | 4520-0007-009 | 4520-0007-009 | 4520-0007-009 | 4520-0007-009 | 4520-0007-009 | 4520-0007-009 |
| 5' | 4520-0007-010 | 4520-0007-010 | 4520-0007-010 | 4520-0007-010 | 4520-0007-010 | 4520-0007-010 |
| 6' | 4520-0007-011 | 4520-0007-011 | 4520-0007-011 | 4520-0007-011 | 4520-0007-011 | 4520-0007-011 |
| 8' | NA | 4520-0007-012 | 4520-0007-012 | 4520-0007-012 | 4520-0007-012 | 4520-0007-012 |
| 10' | NA | 4520-0007-013 | 4520-0007-013 | 4520-0007-013 | 4520-0007-013 | 4520-0007-013 |
| | | | | | | |
| DISCONNECT SW. | THERMOSTAT | TRANSFORMER | | POWER RELAY | | |
| 410170001 | 2-STAGE 5813-0023-000 SINGLE POLE 5813-0024-000 | 120V 5018-11003-000 208/240V 5018-11003-001 | 277V 5018-11003-002 347V 5018-11003-003 | 24V 5018-2006-000 120V 5018-2021-001 | 208/240V 5018-2006-002 277V 5018-2006-003 | |

SLQDB SERIES








| DISCRPTION | PART NUMBERS | | | | | |
|--------------------------------|---------------|-----------------------|-------------------|--------------------|---------------|---------------|
| | 120V | 208V | 240V | 277V | 347V | 600V |
| *ELEMENT (100 WATTS/FT) | | | | | | |
| 28" HEATER | 1802-2001-047 | 1802-2001-048 | 1802-2001-049 | NA | NA | NA |
| 3' | 1802-2001-053 | 1802-2001-054 | 1802-2001-055 | 1802-2001-056 | NA | NA |
| 4' | 1802-2001-059 | 1802-2001-060 | 1802-2001-061 | 1802-2001-062 | 1802-2001-232 | NA |
| 5' | 1802-2001-065 | 1802-2001-066 | 1802-2001-067 | 1802-2001-068 | 1802-2001-242 | NA |
| 6' | 1802-2001-071 | 1802-2001-072 | 1802-2001-073 | 1802-2001-074 | 1802-2001-252 | 1802-2001-253 |
| 8' | NA | 1802-2001-077 | 1802-2001-078 | 1802-2001-079 | 1802-2001-262 | 1802-2001-263 |
| 10' | NA | 1802-2001-081 | 1802-2001-082 | 1802-2001-083 | 1802-2001-272 | 1802-2001-273 |
| *ELEMENT (125 WATTS/FT) | | | | | | |
| 28" HEATER | 1802-2001-085 | 1802-2001-086 | 1802-2001-048 | 1802-2001-049 | NA | NA |
| 3' | 1802-2001-087 | 1802-2001-088 | 1802-2001-054 | 1802-2001-055 | 1802-2001-220 | NA |
| 4' | 1802-2001-089 | 1802-2001-090 | 1802-2001-060 | 1802-2001-061 | 1802-2001-230 | NA |
| 5' | 1802-2001-091 | 1802-2001-092 | 1802-2001-066 | 1802-2001-067 | 1802-2001-240 | 1802-2001-241 |
| 6' | 1802-2001-093 | 1802-2001-094 | 1802-2001-072 | 1802-2001-073 | 1802-2001-250 | 1802-2001-251 |
| 8' | NA | 1802-2001-095 | 1802-2001-077 | 1802-2001-078 | 1802-2001-260 | 1802-2001-261 |
| 10' | NA | 1802-2001-096 | 1802-2001-081 | 1802-2001-082 | 1802-2001-270 | 1802-2001-271 |
| *ELEMENT (150 WATTS/FT) | | | | | | |
| 28" HEATER | 1802-2001-051 | 1802-2001-001 | 1802-2001-000 | 1802-2001-052 | NA | NA |
| 3' | 1802-2001-057 | 1802-2001-007 | 1802-2001-006 | 1802-2001-058 | 1802-2001-218 | NA |
| 4' | 1802-2001-063 | 1802-2001-013 | 1802-2001-012 | 1802-2001-064 | 1802-2001-228 | NA |
| 5' | 1802-2001-069 | 1802-2001-019 | 1802-2001-018 | 1802-2001-070 | 1802-2001-238 | 1802-2001-239 |
| 6' | 1802-2001-075 | 1802-2001-025 | 1802-2001-024 | 1802-2001-076 | 1802-2001-248 | 1802-2001-249 |
| 8' | NA | 1802-2001-031 | 1802-2001-030 | 1802-2001-080 | 1802-2001-258 | 1802-2001-259 |
| 10' | NA | 1802-2001-035 | 1802-2001-034 | 1802-2001-084 | 1802-2001-268 | 1802-2001-269 |
| *ELEMENT (188 WATTS/FT) | | | | | | |
| 24" HEATER | 1802-2001-038 | 1802-2001-039 | 1802-2001-040 | 1802-2001-041 | 1802-2001-200 | NA |
| 28" | 1802-2001-005 | 1802-2001-002 | 1802-2001-001 | 1802-2001-000 | NA | NA |
| 3' | 1802-2001-011 | 1802-2001-008 | 1802-2001-007 | 1802-2001-006 | 1802-2001-216 | NA |
| 4' | 1802-2001-017 | 1802-2001-014 | 1802-2001-013 | 1802-2001-012 | 1802-2001-226 | 1802-2001-227 |
| 5' | 1802-2001-023 | 1802-2001-020 | 1802-2001-019 | 1802-2001-018 | 1802-2001-236 | 1802-2001-237 |
| 6' | 1802-2001-029 | 1802-2001-026 | 1802-2001-025 | 1802-2001-024 | 1802-2001-246 | 1802-2001-247 |
| 8' | NA | 1802-2001-032 | 1802-2001-031 | 1802-2001-030 | 1802-2001-256 | 1802-2001-257 |
| 10' | NA | 1802-2001-036 | 1802-2001-035 | 1802-2001-034 | 1802-2001-266 | 1802-2001-267 |
| LINEAR LIMIT | | DISCONNECT SW. | THERMOSTAT | | | |
| | | | | | | |
| | | 410170001 | 2-STAGE | SINGLE POLE | | |
| 28" HEATER | 4520-0007-007 | | 5813-0023-000 | 410129002 | | |
| 3' | 4520-0007-008 | | | | | |
| 4' | 4520-0007-009 | | | | | |
| 5' | 4520-0007-010 | | | | | |
| 6' | 4520-0007-011 | | | | | |
| 8' | 4520-0007-012 | | | | | |
| 10' | 4520-0007-013 | | | | | |

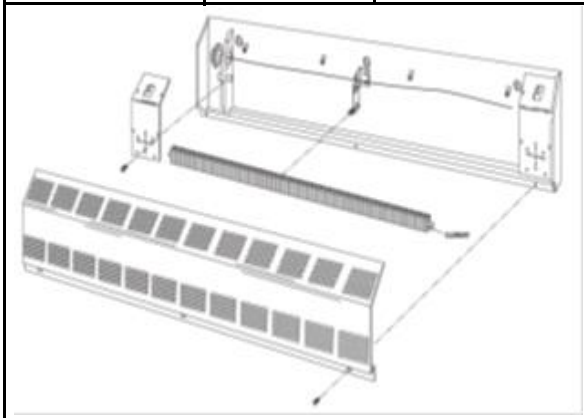
ST SERIES




| DISCRIPTION | PART NUMBERS | | | | | |
|--------------------------------|---------------|---------------|---------------|---------------|---------------|---------------|
| | 120V | 208V | 240V | 277V | 347V | 600V |
| *ELEMENT (125 WATTS/FT) | | | | | | |
| 28" HEATER | 1802-2001-085 | 1802-2001-086 | 1802-2001-048 | 1802-2001-049 | NA | NA |
| 3' | 1802-2001-087 | 1802-2001-088 | 1802-2001-054 | 1802-2001-055 | 1802-2001-220 | NA |
| 4' | 1802-2001-089 | 1802-2001-090 | 1802-2001-060 | 1802-2001-061 | 1802-2001-230 | NA |
| 5' | 1802-2001-091 | 1802-2001-092 | 1802-2001-066 | 1802-2001-067 | 1802-2001-240 | 1802-2001-241 |
| 6' | 1802-2001-093 | 1802-2001-094 | 1802-2001-072 | 1802-2001-073 | 1802-2001-250 | 1802-2001-251 |
| 8' | NA | 1802-2001-095 | 1802-2001-077 | 1802-2001-078 | 1802-2001-260 | 1802-2001-261 |
| 10' | NA | 1802-2001-096 | 1802-2001-081 | 1802-2001-082 | 1802-2001-270 | 1802-2001-271 |
| *ELEMENT (188 WATTS/FT) | | | | | | |
| 28" HEATER | 1802-2001-005 | 1802-2001-002 | 1802-2001-001 | 1802-2001-000 | NA | NA |
| 3' | 1802-2001-011 | 1802-2001-008 | 1802-2001-007 | 1802-2001-006 | 1802-2001-216 | NA |
| 4' | 1802-2001-017 | 1802-2001-014 | 1802-2001-013 | 1802-2001-012 | 1802-2001-226 | 1802-2001-227 |
| 5' | 1802-2001-023 | 1802-2001-020 | 1802-2001-019 | 1802-2001-018 | 1802-2001-236 | 1802-2001-237 |
| 6' | 1802-2001-029 | 1802-2001-026 | 1802-2001-025 | 1802-2001-024 | 1802-2001-246 | 1802-2001-247 |
| 8' | NA | 1802-2001-032 | 1802-2001-031 | 1802-2001-030 | 1802-2001-256 | 1802-2001-257 |
| 10' | NA | 1802-2001-036 | 1802-2001-035 | 1802-2001-034 | 1802-2001-266 | 1802-2001-267 |
| *ELEMENT (250 WATTS/FT) | | | | | | |
| 28" HEATER | 1802-2001-004 | 1802-2001-003 | 1802-2001-002 | 1802-2001-001 | 1802-2001-202 | NA |
| 3' | 1802-2001-010 | 1802-2001-009 | 1802-2001-008 | 1802-2001-007 | 1802-2001-214 | NA |
| 4' | 1802-2001-016 | 1802-2001-015 | 1802-2001-014 | 1802-2001-013 | 1802-2001-224 | 1802-2001-225 |
| 5' | 1802-2001-022 | 1802-2001-021 | 1802-2001-020 | 1802-2001-019 | 1802-2001-234 | 1802-2001-235 |
| 6' | 1802-2001-028 | 1802-2001-027 | 1802-2001-026 | 1802-2001-025 | 1802-2001-244 | 1802-2001-245 |
| 8' | NA | 1802-2001-033 | 1802-2001-032 | 1802-2001-031 | 1802-2001-254 | 1802-2001-255 |
| 10' | NA | 1802-2001-037 | 1802-2001-036 | 1802-2001-035 | 1802-2001-264 | 1802-2001-265 |



| DISCRIPTION | PART NUMBERS | | | | | |
|---|---|---|--|---|---|--|
| | 120V | 208V | 240V | 277V | 347V | 600V |
| LINEAR LIMIT | | | | | | |
| 28" HEATER | 4520-2018-001 | 4520-2018-001 | 4520-2018-001 | 4520-2018-001 | 4520-2018-001 | 4520-2018-001 |
| 3' | 4520-2018-002 | 4520-2018-002 | 4520-2018-002 | 4520-2018-002 | 4520-2018-002 | 4520-2018-002 |
| 4' | 4520-2018-003 | 4520-2018-003 | 4520-2018-003 | 4520-2018-003 | 4520-2018-003 | 4520-2018-003 |
| 5' | 4520-2018-004 | 4520-2018-004 | 4520-2018-004 | 4520-2018-004 | 4520-2018-004 | 4520-2018-004 |
| 6' | 4520-2018-005 | 4520-2018-005 | 4520-2018-005 | 4520-2018-005 | 4520-2018-005 | 4520-2018-005 |
| 8' | NA | 4520-2018-006 | 4520-2018-006 | 4520-2018-006 | 4520-2018-006 | 4520-2018-006 |
| 10' | NA | 4520-2018-007 | 4520-2018-007 | 4520-2018-007 | 4520-2018-007 | 4520-2018-007 |
| DISCONNECT SW. | THERMOSTAT | TRANSFORMER RELAY | | J-BOX COVER | FRONT COVER | |
|  |  |  | |  |  | |
| DS | 2-STAGE 5813-0023-000 SINGLE POLE 5813-0024-000 | 120V 5018-11003-000 208/240V 5018-11003-001 | 277V 5018-11003-002 347V 5018-11003-003 | ALL MODELS 1402-2250-000 | 1402-2251-000 1402-2251-001 1402-2251-002 1402-2251-003 1402-2251-004 1402-2251-005 1402-2251-006 | 28" 3' 4' 5' 6' 8' 10' |



CSH, DSH, CPH & DPH SERIES



| DISCRIPTION | PART NUMBERS | | | | | |
|--------------------------------|---------------|---------------|---------------|---------------|---------------|---------------|
| | 120V | 208V | 240V | 277V | 347V | 600V |
| *ELEMENT (125 WATTS/FT) | | | | | | |
| 28" HEATER | 1802-2001-085 | 1802-2001-086 | 1802-2001-048 | 1802-2001-049 | NA | NA |
| 3' | 1802-2001-087 | 1802-2001-088 | 1802-2001-054 | 1802-2001-055 | 1802-2001-220 | NA |
| 4' | 1802-2001-089 | 1802-2001-090 | 1802-2001-060 | 1802-2001-061 | 1802-2001-230 | NA |
| 5' | 1802-2001-091 | 1802-2001-092 | 1802-2001-066 | 1802-2001-067 | 1802-2001-240 | 1802-2001-241 |
| 6' | 1802-2001-093 | 1802-2001-094 | 1802-2001-072 | 1802-2001-073 | 1802-2001-250 | 1802-2001-251 |
| 8' | NA | 1802-2001-095 | 1802-2001-077 | 1802-2001-078 | 1802-2001-260 | 1802-2001-261 |
| 10' | NA | 1802-2001-096 | 1802-2001-081 | 1802-2001-082 | 1802-2001-270 | 1802-2001-271 |
| *ELEMENT (188 WATTS/FT) | | | | | | |
| 28" HEATER | 1802-2001-005 | 1802-2001-002 | 1802-2001-001 | 1802-2001-000 | NA | NA |
| 3' | 1802-2001-011 | 1802-2001-008 | 1802-2001-007 | 1802-2001-006 | 1802-2001-216 | NA |
| 4' | 1802-2001-017 | 1802-2001-014 | 1802-2001-013 | 1802-2001-012 | 1802-2001-226 | 1802-2001-227 |
| 5' | 1802-2001-023 | 1802-2001-020 | 1802-2001-019 | 1802-2001-018 | 1802-2001-236 | 1802-2001-237 |
| 6' | 1802-2001-029 | 1802-2001-026 | 1802-2001-025 | 1802-2001-024 | 1802-2001-246 | 1802-2001-247 |
| 8' | NA | 1802-2001-032 | 1802-2001-031 | 1802-2001-030 | 1802-2001-256 | 1802-2001-257 |
| 10' | NA | 1802-2001-036 | 1802-2001-035 | 1802-2001-034 | 1802-2001-266 | 1802-2001-267 |
| *ELEMENT (250 WATTS/FT) | | | | | | |
| 28" HEATER | 1802-2001-004 | 1802-2001-003 | 1802-2001-002 | 1802-2001-001 | 1802-2001-202 | NA |
| 3' | 1802-2001-010 | 1802-2001-009 | 1802-2001-008 | 1802-2001-007 | 1802-2001-214 | NA |
| 4' | 1802-2001-016 | 1802-2001-015 | 1802-2001-014 | 1802-2001-013 | 1802-2001-224 | 1802-2001-225 |
| 5' | 1802-2001-022 | 1802-2001-021 | 1802-2001-020 | 1802-2001-019 | 1802-2001-234 | 1802-2001-235 |
| 6' | 1802-2001-028 | 1802-2001-027 | 1802-2001-026 | 1802-2001-025 | 1802-2001-244 | 1802-2001-245 |
| 8' | NA | 1802-2001-033 | 1802-2001-032 | 1802-2001-031 | 1802-2001-254 | 1802-2001-255 |
| 10' | NA | 1802-2001-037 | 1802-2001-036 | 1802-2001-035 | 1802-2001-264 | 1802-2001-265 |

* 1, 2 OR 3 ELEMENTS MAY BE REQUIRED. VOLTAGE AND WATTAGE ARE STAMPED ON END OF ELEMENTS. DIVIDE THE WATTAGE BY THE HEATER LENGTH (FEET) TO DETERMINE WATTS/FOOT OF ELEMENT. THEN USE THIS DATA TO DETERMINE PART NUMBER OF HEATING ELEMENT.



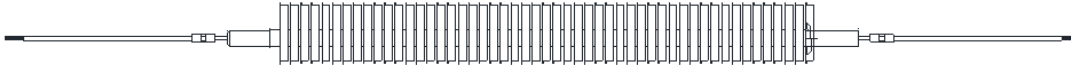
| DISCRIPTION | PART NUMBERS | | | | | |
|---------------------|---------------|---------------|---------------|---------------|---------------|---------------|
| | 120V | 208V | 240V | 277V | 347V | 600V |
| LINEAR LIMIT | | | | | | |
| 28" HEATER | 4520-0007-007 | 4520-0007-007 | 4520-0007-007 | 4520-0007-007 | 4520-0007-007 | 4520-0007-007 |
| 3' | 4520-0007-008 | 4520-0007-008 | 4520-0007-008 | 4520-0007-008 | 4520-0007-008 | 4520-0007-008 |
| 4' | 4520-0007-009 | 4520-0007-009 | 4520-0007-009 | 4520-0007-009 | 4520-0007-009 | 4520-0007-009 |
| 5' | 4520-0007-010 | 4520-0007-010 | 4520-0007-010 | 4520-0007-010 | 4520-0007-010 | 4520-0007-010 |
| 6' | 4520-0007-011 | 4520-0007-011 | 4520-0007-011 | 4520-0007-011 | 4520-0007-011 | 4520-0007-011 |
| 8' | NA | 4520-0007-012 | 4520-0007-012 | 4520-0007-012 | 4520-0007-012 | 4520-0007-012 |
| 10' | NA | 4520-0007-013 | 4520-0007-013 | 4520-0007-013 | 4520-0007-013 | 4520-0007-013 |




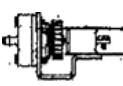

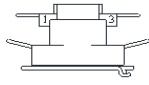
| DISCONNECT SW. | THERMOSTAT | TRANSFORMER RELAY | | 24V TRANSFORMER | PNEUMATIC CONTROL |
|----------------|--|--|--|--|------------------------------------|
| | | | | | |
| 410170001 | 2-STAGE 5813-0023-000 SINGLE POLE 5813-0024-000 | 120V 5018-11003-000 208/240V 5018-11003-001 | 277V 5018-11003-002 347V 5018-11003-003 | 208/240V PRIMARY 490026001 277V PRIMARY 490026002 | ALL MODELS 5216-7027-005 |

| CIRCUIT BREAKER | POWER RELAY | |
|--|---|--------------------------|
| | | |
| 2-POLE, 30A 1226-7009-013 2-POLE, 60A 1226-7009-010 3-POLE, 30A 1226-7009-005 3-POLE, 60A 1226-7009-002 | 24V 5018-2017-001 120V 5018-2021-001 208/240V 5018-2021-002 | 277V 410171003 |



DBSL SERIES





| DISCRPTION | PART NUMBERS | | | | | |
|---|---|---------------|---|--|---------------|---------------|
| | 120V | 208V | 240V | 277V | 347V | 600V |
| *ELEMENT (100 WATTS/FT) | | | | | | |
| 28" HEATER | 1802-2001-047 | 1802-2001-048 | 1802-2001-049 | NA | NA | NA |
| 3' | 1802-2001-053 | 1802-2001-054 | 1802-2001-055 | 1802-2001-056 | NA | NA |
| 4' | 1802-2001-059 | 1802-2001-060 | 1802-2001-061 | 1802-2001-062 | 1802-2001-232 | NA |
| 5' | 1802-2001-065 | 1802-2001-066 | 1802-2001-067 | 1802-2001-068 | 1802-2001-242 | NA |
| 6' | 1802-2001-071 | 1802-2001-072 | 1802-2001-073 | 1802-2001-074 | 1802-2001-252 | 1802-2001-253 |
| 8' | NA | 1802-2001-077 | 1802-2001-078 | 1802-2001-079 | 1802-2001-262 | 1802-2001-263 |
| 10' | NA | 1802-2001-081 | 1802-2001-082 | 1802-2001-083 | 1802-2001-272 | 1802-2001-273 |
| *ELEMENT (125 WATTS/FT) | | | | | | |
| 28" HEATER | 1802-2001-085 | 1802-2001-086 | 1802-2001-048 | 1802-2001-049 | NA | NA |
| 3' | 1802-2001-087 | 1802-2001-088 | 1802-2001-054 | 1802-2001-055 | 1802-2001-220 | NA |
| 4' | 1802-2001-089 | 1802-2001-090 | 1802-2001-060 | 1802-2001-061 | 1802-2001-230 | NA |
| 5' | 1802-2001-091 | 1802-2001-092 | 1802-2001-066 | 1802-2001-067 | 1802-2001-240 | 1802-2001-241 |
| 6' | 1802-2001-093 | 1802-2001-094 | 1802-2001-072 | 1802-2001-073 | 1802-2001-250 | 1802-2001-251 |
| 8' | NA | 1802-2001-095 | 1802-2001-077 | 1802-2001-078 | 1802-2001-260 | 1802-2001-261 |
| 10' | NA | 1802-2001-096 | 1802-2001-081 | 1802-2001-082 | 1802-2001-270 | 1802-2001-271 |
| *ELEMENT (150 WATTS/FT) | | | | | | |
| 28" HEATER | 1802-2001-051 | 1802-2001-001 | 1802-2001-000 | 1802-2001-052 | NA | NA |
| 3' | 1802-2001-057 | 1802-2001-007 | 1802-2001-006 | 1802-2001-058 | 1802-2001-218 | NA |
| 4' | 1802-2001-063 | 1802-2001-013 | 1802-2001-012 | 1802-2001-064 | 1802-2001-228 | NA |
| 5' | 1802-2001-069 | 1802-2001-019 | 1802-2001-018 | 1802-2001-070 | 1802-2001-238 | 1802-2001-239 |
| 6' | 1802-2001-075 | 1802-2001-025 | 1802-2001-024 | 1802-2001-076 | 1802-2001-248 | 1802-2001-249 |
| 8' | NA | 1802-2001-031 | 1802-2001-030 | 1802-2001-080 | 1802-2001-258 | 1802-2001-259 |
| 10' | NA | 1802-2001-035 | 1802-2001-034 | 1802-2001-084 | 1802-2001-268 | 1802-2001-269 |
| *ELEMENT (188 WATTS/FT) | | | | | | |
| 24" HEATER | 1802-2001-038 | 1802-2001-039 | 1802-2001-040 | 1802-2001-041 | 1802-2001-200 | NA |
| 28" | 1802-2001-005 | 1802-2001-002 | 1802-2001-001 | 1802-2001-000 | NA | NA |
| 3' | 1802-2001-011 | 1802-2001-008 | 1802-2001-007 | 1802-2001-006 | 1802-2001-216 | NA |
| 4' | 1802-2001-017 | 1802-2001-014 | 1802-2001-013 | 1802-2001-012 | 1802-2001-226 | 1802-2001-227 |
| 5' | 1802-2001-023 | 1802-2001-020 | 1802-2001-019 | 1802-2001-018 | 1802-2001-236 | 1802-2001-237 |
| 6' | 1802-2001-029 | 1802-2001-026 | 1802-2001-025 | 1802-2001-024 | 1802-2001-246 | 1802-2001-247 |
| 8' | NA | 1802-2001-032 | 1802-2001-031 | 1802-2001-030 | 1802-2001-256 | 1802-2001-257 |
| 10' | NA | 1802-2001-036 | 1802-2001-035 | 1802-2001-034 | 1802-2001-266 | 1802-2001-267 |
| *ELEMENT (250 WATTS/FT) | | | | | | |
| 28" HEATER | 1802-2001-004 | 1802-2001-003 | 1802-2001-002 | 1802-2001-001 | 1802-2001-202 | NA |
| 3' | 1802-2001-010 | 1802-2001-009 | 1802-2001-008 | 1802-2001-007 | 1802-2001-214 | NA |
| 4' | 1802-2001-016 | 1802-2001-015 | 1802-2001-014 | 1802-2001-013 | 1802-2001-224 | 1802-2001-225 |
| 5' | 1802-2001-022 | 1802-2001-021 | 1802-2001-020 | 1802-2001-019 | 1802-2001-234 | 1802-2001-235 |
| 6' | 1802-2001-028 | 1802-2001-027 | 1802-2001-026 | 1802-2001-025 | 1802-2001-244 | 1802-2001-245 |
| 8' | NA | 1802-2001-033 | 1802-2001-032 | 1802-2001-031 | 1802-2001-254 | 1802-2001-255 |
| 10' | NA | 1802-2001-037 | 1802-2001-036 | 1802-2001-035 | 1802-2001-264 | 1802-2001-265 |
|  |  | |  |  | | |
| LINEAR LIMIT | DISCONNECT SW. | | THERMOSTAT | P.E. SWITCH | | |
| 28" HEATER | 4520-0007-007 | 410170001 | 2-STAGE | 410172001 | | |
| 3' | 4520-0007-008 | | 5813-0023-000 | | | |
| 4' | 4520-0007-009 | | SINGLE POLE | | | |
| 5' | 4520-0007-010 | | 5813-0024-000 | | | |
| 6' | 4520-0007-011 | | | | | |
| 8' | 4520-0007-012 | | | | | |
| 10' | 4520-0007-013 | | | | | |
|  |  | | | | | |
| TRANSFORMER | POWER RELAY | | | | | |
| 120V | 277V | 24V | 208/240V | | | |
| 5018-11003-000 | 5018-11003-002 | 410171001 | 410171003 | | | |
| 208/240V | 347V | 120V | | | | |
| 5018-11003-001 | 5018-11003-003 | 410171002 | | | | |



ARL SERIES

ELEMENT



1802-7076-001

L1511B

1802-7076-008

L4521B

HE45240

L4521

1802-7076-003

L2021B

1802-7076-010

L4541B

HE45480

L4541

1802-7076-005

L2041B

1802-7076-011

L4561B

HE20240

L6023

1802-7076-006

L2061B

1802-7076-009

L4571B

HE20480

L6043

1802-7076-004

L2071B

1802-7076-007

L4581B

HE45480

L13543

1802-7076-002

L2081B

RELECTOR

891755004

L1511B

891755002

L4581B

L4541B

L4521B



1.5KW Portable



4.5KW Portable

BRM SERIES

ELEMENT



| | | | | |
|--|---|---|-----------------------------------|-------------------------|
| 1802-7076-002 M2081B M6083B | 1802-7076-007 M4581B M13583B | 1802-2110-007 M6043A | HE45208 M4581 M13583 | HE20208 M6083 |
| 1802-7076-003 M2021B M6023B | 1802-7076-008 M4521B M13523B | 1802-2110-009 M4581A M13583A | HE45240 M4521 M13523 | HE20240 M6023 |
| 1802-7076-004 M6071B | 1802-7076-009 M13571B | 1802-2110-011 M4521A M13523A | HE45480 M4541 M13543 | HE20480 M6043 |
| 1802-7076-005 M2041B M6043B | 1802-7076-010 M4541B M13543B | 1802-2110-015 M4541A M13543A | HE45600 M13563 | HE20600 M6063 |
| 1802-7076-006 M2061B M6063B | 1802-7076-011 M4561B M13563B | 1802-2110-016 M13563A | | |

NOTES

6KW AND 13.5KW UNITS TAKE THREE ELEMENTS




2.0 KW



6.0 KW Fixed



4.5 KW Fixed



13.5 KW Fixed w/Grille

REFLECTOR

| | |
|--------------------------------------|--|
| 891755004 M6023B M6043B | 891755002 M13523B M13543B M4521B M4541B |
|--------------------------------------|--|




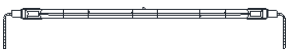



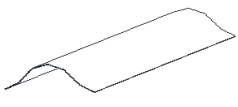



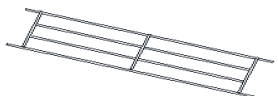
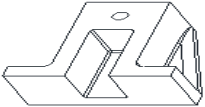



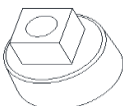






CRN SERIES

ELEMENT



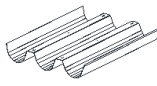





| | | | |
|--------------------------------|--------------------------------|--------------------------------|--------------------------------|
| 1802-2115-001 N1011A | 1802-2115-013 N2001A | 1802-7077-001 N1011B | 1802-7077-009 N2001B |
| 1802-2115-004 N1021A | 1802-2115-015 N2021A | 1802-7077-003 N1021B | 1802-7077-010 N2021B |
| 1802-2115-006 N1031A | 1802-2115-017 N2031A | 1802-7077-002 N1081B | 1802-7077-012 N2031B |
| 1802-2115-005 N1071A | 1802-2115-016 N2071A | 1802-7077-004 N1511B | 1802-7077-011 N2071B |
| 1802-2115-008 N1501A | 1802-2115-018 N2501A | 1802-7077-006 N1521B | 1802-7077-013 N2501B |
| 1802-2115-007 N1511A | 1802-2115-020 N2521A | 1802-7077-008 N1531B | 1802-7077-014 N2521B |
| 1802-2115-010 N1521A | 1802-2115-022 N2531A | 1802-7077-007 N1571B | 1802-7077-016 N2531B |
| 1802-2115-012 N1531A | 1802-2115-021 N2571A | 1802-7077-005 N1581B | 1802-7077-015 N2571B |
| 1802-2115-011 N1571A | | | |










| FRR & CMRR SERIES | | | |
|---|---|--|---|
| ELEMENT | | | |
|  |  |  |  |
| 1802-0070-509 RR22012A | 1802-2113-501 RR41512A | 1802-2119-500 RR10512A | 1802-2151-001 RR26164 |
| 1802-0070-550 RR35724A | 1802-2113-516 RR53024A | RR11012A | 1802-2151-000 RR26168 |
| REFLECTOR | | | |
|  |  |  |  |
| 5007-2013-000 RR41512A | 5007-2020-000 RR22012A | 5007-2021-000 RR10512A | 5007-2027-000 RR26164 |
| 5007-2013-001 RR53024A | 5007-2020-001 RR35724A | RR11012A | RR26168 |
| WIRE GUARD | | | |
|  |  |  |  |
| 2504-2014-000 RR35724A | 2504-2015-000 RR22012A | 2504-2016-000 RR41512A | 2504-2017-000 RR10512A |
| | | 2504-2016-001 RR53024A | RR11012A |
| | | 2504-2016-002 RR26164 | |
| | | RR26168 | |
| CERAMIC BLOCK | | SWITCH | |
|  |  |  |  |
| 1224-0049-000 RR22012A | 1224-2006-000 RR10512A | 410024000 RR11012A | 5216-11009-000 RR22012A |
| RR26164 | RR11012A | | RR35724A |
| RR26168 | | | |
| RR35724A | | | |
| ELEMENT BUSHING | CORD | CHAIN 4' | "S" HOOKS |
|  |  |  |  |
| 1213-0070-000 RR22012A | 1420-2016-000 RR10512A | 1404-2000-001 RR10512A | 2706-2000-000 RR10512A |
| RR26164 | RR41512A | RR11012A | RR11012A |
| RR26168 | 1420-2016-008 RR11012A | RR22012A | RR22012A |
| RR35724A | 1420-2016-002 RR22012A | RR35724A | RR35724A |
| | 1420-2031-000 RR35724A | RR41512A | RR41512A |
| | 1420-2016-001 RR53024A | RR53024A | RR53024A |
| | | | |
|  |  |  | |

FRP/FRS SERIES RADIANT HEATERS

| ELEMENTS | | | | | REFLECTOR | | | |
|---|--------------|--|-------|---|--|---|--|---|
|  | | | | |  | | | |
| PART NUMBER | TYPE | VOLTS | WATTS | USED WITH FIXTURE | 5007-2003-000 | 5007-2003-001 | 5007-2003-002 | |
| 2MS08208 2MS08240 2MS08277 2MS08347 2MS08480 2MS08600 | METAL SHEATH | 208 240 277 347 480 600 | 850 | RP22 RS2 RP32 RS32 | RP223ASA RS223ASA | RP233ASA RS233ASA | RP243ASA RS243ASA | |
| 2QT10208 2QT10240 2QT10277 NA | QUARTS TUBE | 208 240 277 NA | 1000 | | 5007-2010-000 RP2235A RS2235A | 5007-2010-001 RP2335A RS2335A | 5007-2010-002 RP2435A RS2435A | |
| 2QL16208 2QL16240 2QL16277 2QL16347 2QL16480 2QL16600 | QUARTS LAMP | 208 240 277 347 480 600 | 1600 | | 5007-2011-000 RP226ASA RS226ASA | 5007-2011-001 RP236ASA RS236ASA | 5007-2011-002 RP246ASA RS246ASA | |
| 3MS15208 3MS15240 3MS15277 3MS15347 3MS15480 3MS15600 | METAL SHEATH | 208 240 277 347 480 600 | 1500 | | RP23 RS23 RP33 RS33 | 5007-2009-000 RP2265A RP2295A RS2265A RS2295A | 5007-2009-001 RP2365A RP2395A RS2365A RS2395A | 5007-2009-002 RP2465A RP2495A RS2465A RS2495A |
| 3QT15208 3QT15240 3QT15277 3QT15347 3QT15480 3QT15600 | QUARTS TUBE | 208 240 277 347 480 600 | 1500 | | |  | | |
| 3QL25208 3QL25240 3QL25277 3QL25347 3QL25480 3QL25600 | QUARTS LAMP | 208 240 277 347 480 600 | 2500 | | | 5007-2008-000 RP323ASA RS323ASA | 5007-2008-001 RP333ASA RS333ASA | 5007-2008-002 RP343ASA RS343ASA |
| 3QT15208 3QT15240 3QT15277 3QT15347 3QT15480 3QT15600 | QUARTS TUBE | 208 240 277 347 480 600 | 1500 | 5007-2017-000 RP3235A RS3235A | | 5007-2017-001 RP3335A RS3335A | 5007-2017-002 RP3435A RS3435A | |
| 3QL25208 3QL25240 3QL25277 3QL25347 3QL25480 3QL25600 | QUARTS LAMP | 208 240 277 347 480 600 | 2500 | 5007-2018-000 RP326ASA RS326ASA | | 5007-2018-001 RP336ASA RS336ASA | 5007-2018-002 RP346ASA RS346ASA | |
| 3QL25208 3QL25240 3QL25277 3QL25347 3QL25480 3QL25600 | QUARTS LAMP | 208 240 277 347 480 600 | 2500 | 5007-2016-000 RP3265A RP3295A RS3265A RS3295A | | 5007-2016-001 RP3365A RP3395A RS3365A RS3395A | 5007-2016-002 RP3465A RP3495A RS3465A RS3495A | |
| 4MS20208 4MS20240 4MS20277 4MS20347 4MS20480 4MS20600 | METAL SHEATH | 208 240 277 347 480 600 | 2000 | RP24 RS24 RP34 RS34 |  | |  | |
| 4QT20208 4QT20240 4QT20277 4QT20347 4QT20480 4QT20600 | QUARTS TUBE | 208 240 277 347 480 600 | 2000 | | ELEMENT TERM BUSH* | | TERMINAL BLOCK* | |
| 4QL36347 4QL36480 4QL36600 | QUARTS LAMP | 347 480 600 | 3650 | | ALL MODELS 1213-0070-000 | | ALL MODELS 1224-0049-000 | |
| | | | | | NOTES | | | |
| | | | | | * FOUR REQUIRED ON 2 ELEMENT AND SIX FOR 3 ELEMENT FIXTURES | | | |
| | | | | |  | | | |


HRK SERIES


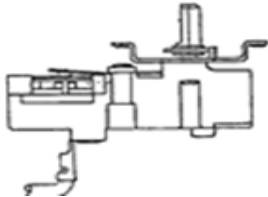

| ELEMENT | | REFLECTOR | |
|---|---|--|--|
|  | |  | |
| 1802-2113-501 RK41512A | 1802-2113-515 RK53020A | 5007-2013-000 RK41512A RK42020A RK42024A RK42027A RK42034A RK42048A RK42060A | 5007-2013-001 RK53020A RK53024A RK53027A RK53034A RK53048A RK53060A |
| 1802-2113-509 RK42020A | 1802-2113-516 RK53024A | | |
| 1802-2113-510 RK42024A | 1802-2113-517 RK53027A | | |
| 1802-2113-511 RK42027A | 1802-2113-518 RK53034A | | |
| 1802-2113-512 RK42034A | 1802-2113-519 RK53048A | | |
| 1802-2113-513 RK42048A | 1802-2113-520 RK53060A | | |
| 1802-2113-514 RK42060A | | | |
| CHAIN 2 REQ. | "S" HOOK 4 REQ. | | |
|  |  |  |  |
| 1404-2000-001 ALL MODELS | 2706-2000-000 ALL MODELS | 1402-2275-000 ALL MODELS | 1402-2275-001 ALL MODELS |
|  | | | |

| QHRA & QVRC SERIES | | |
|---|---|---|
| ELEMENT | QHRA66 | QHRA11 |
| PICTURE NOT AVAILABLE |  |  |
| IFCQL115A HRA11115W HRARC11115W | IFCQL420A HRA66420BA VRC4420SG VRC4440DWG VRC4440DTG | |
| 2 ELEMENTS REQ ON 4000 WATT MODELS | | |
| QVRC4440DWG | QVRC4440DTG | QVRC4420SG |
|  |  |  |

RCC COVE HEATERS (C & D SERIES)

PARTS KIT*



| | | |
|---|---|---|
| WHITE 3303-2032-000 | DOVE GRAY 3303-2032-001 | DESERT TAN 3303-2032-002 |
| CENTER SUP BRACKET** | THERMOSTAT | THERMOSTAT KNOB |
|  |  |  |
| ALL MODELS 1215-2309-000 | ALL MODELS 410129001 | ALL MODELS 3301-2020-006 |





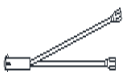

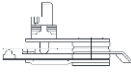


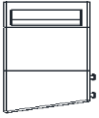


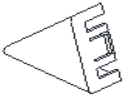



NOTES


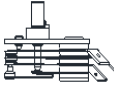



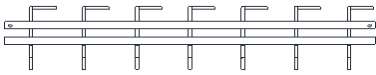






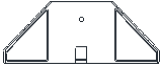


REPLACE HEATER IF FRONT COVER OR ELEMENT IS NEEDED

*** PARTS KIT INCLUDES MOUNTING BRACKETS, MOUNTING TEMPLATE, AND END CAPS**

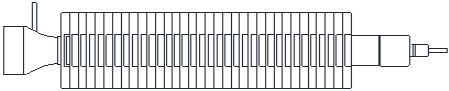
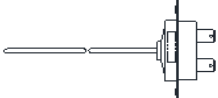
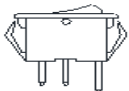
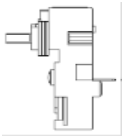
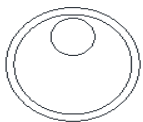


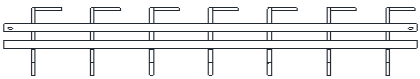


**** 1500 & 1800 WATT MODELS TAKE TWO CENTER SUPPORT BRACKETS**





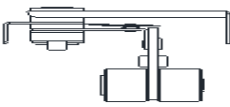
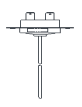
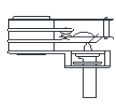
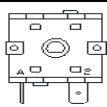



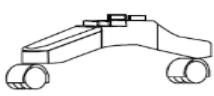

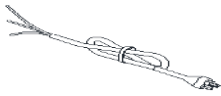

| FBE SERIES | | | | | |
|--|--|---|--|---|---|
| ELEMENT | | SWITCH | | | LIGHT |
|  | |  |  |  |  |
| 1802-2087-000 FBE15002C FBE15002CA | | 5216-2007-000 FBE1000A FBE1200 FBE1250A | 5216-2010-000 FBE15002 FBE15002A | 5216-2027-000 FBE15002B FBE15002C FBE15002CA | 3510-2008-001 FBE1504C |
| LIMIT | THERMOSTAT | KNOB | | FACE PLATE | |
|  |  |  | |  | |
| 4520-2011-004 FBE1500C FBE15002A FBE15002B FBE15002C FBE15002CA | 5813-2058-001 FBE1200 FBE1200C FBE1500C FBE15002B FBE15002C FBE15002CA FBE1504C | 3301-2017-000 FBE1000A FBE1250A FBE15002 FBE15002A | 3301-2011-003 FBE1200 FBE1200C FBE1500C FBE15002B FBE15002C FBE15002CA FBE1504C | 1402-2122-139 FBE1000A | 1402-2122-136 FBE15002 |
| | | | | 1402-2122-141 FBE1200 | 1402-2122-138 FBE15002A |
| | | | | 1402-2122-125 FBE1200C | 1402-2122-142 FBE15002B |
| | | | | 1402-2122-140 FBE1250A | 1402-2122-626 FBE15002CA |
| END CAP RIGHT | END CAP LEFT | LEG RIGHT | LEG LEFT | CORD | CONTROL COVER |
|  |  |  |  |  |  |
| 1800-2047-001 FBE1200C FBE1500C FBE15002C FBE15002CA FBE1504C | 1800-2048-001 FBE1200C FBE1500C FBE15002C FBE15002CA FBE1504C | 3507-2004-001 FBE1200C FBE1500C FBE15002C FBE15002CA FBE1504C | 3507-2005-001 FBE1200C FBE1500C FBE15002C FBE15002CA FBE1504C | 1420-2027-001 FBE15002C 1420-11013-000 FBE15002CA | 1402-2243-001 FBE15002B FBE15002C FBE15002CA |
|  | | | | | |

| LFP SERIES | | | | | |
|---|---|---|--|---|---|
| ELEMENT | | THERMOSTAT | | LIMIT | |
|  | |  |  |  |  |
| 1802-2067-023 LFP6152D LFP6152E LFP6152EA | 1802-2067-001 LFP675D | 5813-2019-000 LFP6152 LFP6152D LFP6152E LFP6152EA | 5813-2001-000 LFP675 LFP675D | 410163004 LFP6152 LFP6152D LFP6152E LFP6152EA | 4520-2010-001 LFP675 LFP675D |
| GRILLE | LIGHT | DIODE BRIDGE | FRONT COVER | CORD | |
|  |  |  |  |  | |
| 2501-2012-015 LFP6152 LFP6152D LFP6152E LFP6152EA | 2501-2012-013 LFP675 LFP675D | 3510-2006-000 LFP6152 LFP6152D LFP6152E LFP6152EA | DBKIT LFP6152 LFP6152D LFP6152E LFP6152EA | 1402-2066-609 LFP6152EA | 1420-11013-000 LFP6152D LFP6152E LFP6152EA |
| KNOB | LEG | SWITCH | END CAP |  | |
|  |  |  |  | | |
| 3301-2011-001 LFP6152 LFP6152D LFP6152E LFP6152EA LFP675 LFP675D | 3507-2003-000 LFP6152 LFP6152D LFP6152E LFP6152EA LFP675 LFP675D | 5216-2007-000 LFP6152 LFP6152D LFP6152E LFP6152EA LFP675 LFP675D | 1800-2027-000 LFP6152 LFP6152D LFP6152E LFP6152EA LFP675 LFP675D | | |

FHP SERIES

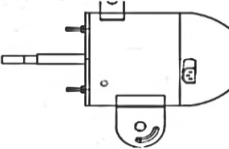
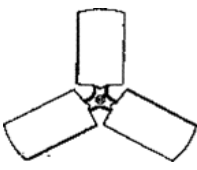
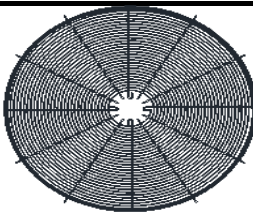

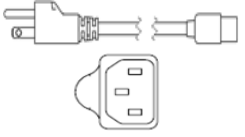
| ELEMENT | | LIMIT | | SWITCH |
|---|--|--|---|--|
|  | |  | |  |
| 1802-2067-001 FHP0750KCT FHP0750KCTA FHP0750T FHP0750TA | 1802-2067-023 FHP1500KCT FHP1500KCTA FHP1500T FHP1500TA | 4520-0011-000 FHP0750KCT FHP0750KCTA FHP0750T FHP0750TA | 410163004 FHP1500KCT FHP1500KCTA FHP1500T FHP1500TA | 5216-2007-000 FHP0750KCT FHP0750KCTA FHP0750T FHP0750TA FHP1500KCT FHP1500KCTA FHP1500T FHP1500TA |
| THERMOSTAT | KNOB | FRONT COVER | | END CAP |
|  |  |  | |  |
| 5813-11012-000 FHP0750KCT FHP0750KCTA FHP0750T FHP0750TA FHP1500KCT FHP1500KCTA FHP1500T FHP1500TA | 3301-2011-005 FHP0750KCT FHP0750KCTA FHP0750T FHP0750TA FHP1500KCT FHP1500KCTA FHP1500T FHP1500TA | 1402-2066-607 FHP0750KCT FHP0750KCTA FHP0750T FHP0750TA | 1402-2066-609 FHP1500KCT FHP1500KCTA FHP1500T FHP1500TA | 1800-2027-000 FHP0750KCT FHP0750KCTA FHP0750T FHP0750TA FHP1500KCT FHP1500KCTA FHP1500T FHP1500TA |
| GRILLE | | LEGS (2 REQ) | CORD | |
|  | |  |  | |
| 2501-2012-013 FHP0750KCT FHP0750KCTA FHP0750T FHP0750TA | 2501-2012-015 FHP1500KCT FHP1500KCTA FHP1500T FHP1500TA | 3507-2003-000 FHP0750KCT FHP0750KCTA FHP0750T FHP0750TA FHP1500KCT FHP1500KCTA FHP1500T FHP1500TA | 1420-11013-000 FHP0750KCT FHP0750KCTA FHP0750T FHP0750TA FHP1500KCT FHP1500KCTA FHP1500T FHP1500TA | |



| WPC SERIES | | | |
|---|---|--|---|
| ELEMENT | TIP OVER SW. | LIMIT | THERMOSTAT |
|  |  |  |  |
| 1802-10822-000 WPC1500A | 5216-11004-000 WPC1500A | 410122002 WPC1500A | 5813-2092-001 WPC1500A |
| 1802-11017-000 (500W) 1802-11017-001 (1000W) WPC1500B WPC1500C | | 4520-11004-003 WPC1500B WPC1500C | WPC1500B WPC1500C |
| 4 POSITION SW. | PORT SWITCH | LIGHT RED | PILOT LIGHT AMBER |
|  |  |  |  |
| 5216-2071-000 WPC1500A WPC1500B WPC1500C | 5216-2073-000 WPC1500A WPC1500B WPC1500C | 3510-2021-002 WPC1500A 3510-2021-004 WPC1500B WPC1500C | 3510-11518-000 WPC1500A WPC1500B WPC1500C |
| WHEEL KIT (2 REQ) | HOLE PLUG (2 REQ) | CORD | KNOB (2 REQ) |
|  |  |  |  |
| 1205-10305-000 WPC1500A WPC1500B WPC1500C | 4506-2022-000 WPC1500A WPC1500B WPC1500C | 1420-2029-009 WPC1500A WPC1500B WPC1500C | 3301-2058-000 WPC1500A WPC1500B WPC1500C |



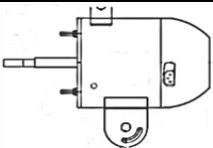
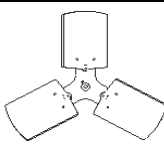
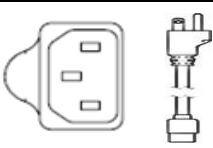
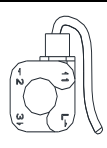



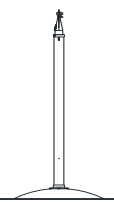

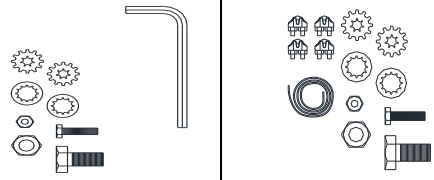

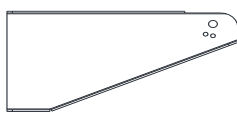
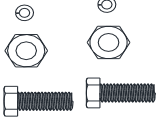
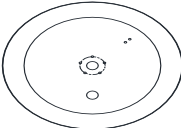
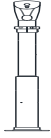
SAFETY YELLOW HIGH PERFORMANCE AIR CIRCULATOR AF30H

| MOTOR | BLADE | GUARD (2 REQ) |
|---|---|---|
|  |  |  |
| <p align="center">3900-11014-000 AF30HA</p> | <p align="center">1210-2026-000 AF30H AF30HA</p> | <p align="center">372-079-Y AF30H AF30HA</p> |
| SWITCH | | CORD |
|  | |  |
| <p align="center">5216-2051-001 AF30H</p> | <p align="center">1016-11054-001 AF30HA</p> | <p align="center">1420-11004-000 AF30HA</p> |

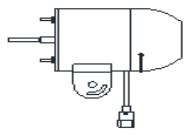
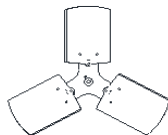
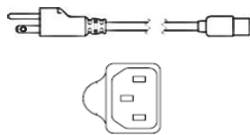
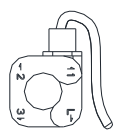


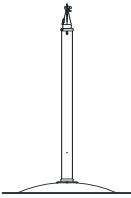

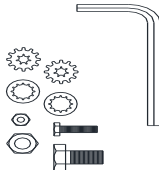
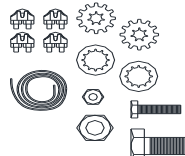


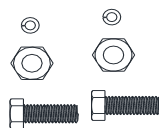
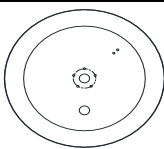

PLUG CONFIGURATION ABOVE IS ONLY TYPE AVAILABLE, IF MOTORS USE DIFFERENT CONFIGURATION THE MOTOR MUST BE REPLACED AS WELL.



HIGH PERFORMANCE AIR CIRCULATOR MACH 24 & 30

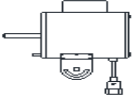
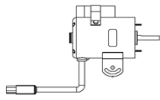
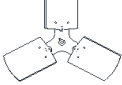




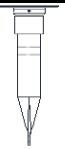
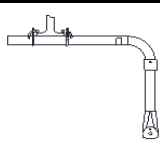





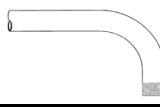



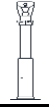





| MOTOR | BLADE | | CORD | SWITCH |
|---|---|---|---|--|
|  |  | |  |  |
| 3900-11011-000 MACH24A MACH24P MACH24W MACH30A MACH30P MACH30W | 1210-2014-000 MACH24A MACH24P MACH24W | 1210-2026-000 MACH30A MACH30P MACH30W | 1420-11004-000 MACH24A MACH24P MACH24W MACH30A MACH30P MACH30W | 5216-2059-000 MACH24A MACH24P MACH24W MACH30A MACH30P MACH30W |
| GUARD REAR | | GUARD FRONT | |  |
|  | |  | | |
| 2504-2039-004 MACH24A MACH24P MACH24W | 2504-2037-004 MACH30A MACH30P MACH30W | 2504-2040-004 MACH24A MACH24P MACH24W | 2504-2038-004 MACH30A MACH30P MACH30W | |
| MOUNTING KIT* (COMPLETE ASY) | | ACCESSORY KIT | | |
|  |  |  | | |
| 2430PBA MACH24P MACH30P | 2430WGA MACH24W MACH30W | 002-057 MACH24P MACH30P | 3277 MACH24W MACH30W | |
| WALL MT BASE | WALL MT ARM | WALL MT KIT | PEDESTAL BASE | COLUMN |
|  |  |  |  |  |
| 045-131-B MACH24W MACH30W | 1215-2233-000 MACH24W MACH30W | 991-473 MACH24W MACH30W | 1208-2013-001 MACH24P MACH30P | 1446-0003-002 MACH24P MACH30P |

PLUG CONFIGURATION ABOVE IS ONLY TYPE AVAILABLE, IF MOTORS USE DIFFERENT CONFIGURATION THE MOTOR MUST BE REPLACED AS WELL.

| INDUSTRIAL AIR CIRCULATOR 24ACH & 30ACH | | | | |
|---|---|---|---|---|
| MOTOR | BLADE | | CORD | SWITCH |
|  |  | |  |  |
| 3900-11009-000 24ACHA 24ACHP 24ACHW 30ACHA 30ACHP 30ACHW | 1210-2014-000 24ACHA 24ACHP 24ACHW | 1210-2026-000 30ACHA 30ACHP 30ACHW | 1420-11004-000 24ACHA 24ACHP 24ACHW 30ACHA 30ACHP 30ACHW | 5216-2059-000 24ACHA 24ACHP 24ACHW 30ACHA 30ACHP 30ACHW |
| GUARD REAR | | GUARD FRONT | | |
|  | |  | | |
| 2504-2039-004 24ACHA 24ACHP 24ACHW | 2504-2037-004 30ACHA 30ACHP 30ACHW | 2504-2040-004 24ACHA 24ACHP 24ACHW | 2504-2038-004 30ACHA 30ACHP 30ACHW | |
| MOUNTING KIT* (COMPLETE ASY) | | ACCESSORY KIT | | |
|  |  |  | |  |
| 2430PBA 24ACHP 30ACHP | 2430WGA 24ACHW 30ACHW | 002-057 24ACHP 30ACHP | 3277 24ACHW 30ACHW | |
| WALL MT BASE | WALL MT ARM | WALL MT KIT | PEDESTAL BASE | COLUMN |
|  |  |  |  |  |
| 045-131-B 24ACHW 30ACHW | 1215-2233-000 24ACHW 30ACHW | 991-473 24ACHW 30ACHW | 1208-2013-001 24ACHP 30ACHP | 1446-0003-002 24ACHP 30ACHP |
| PLUG CONFIGURATION ABOVE IS ONLY TYPE AVAILABLE, IF MOTORS USE DIFFERENT CONFIGURATION THE MOTOR MUST BE REPLACED AS WELL. | | | | |

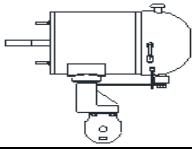
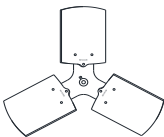
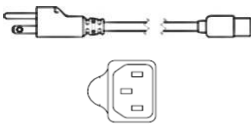


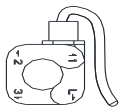
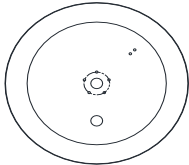



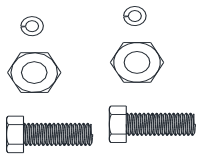
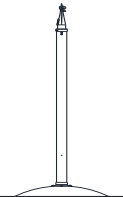

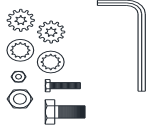
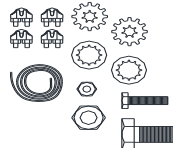



EXTRA HEAVY DUTY AIR CIRCULATOR 24HDH 30HDH & 36HDH SERIES

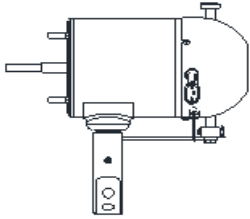
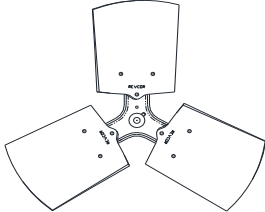
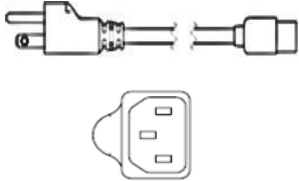


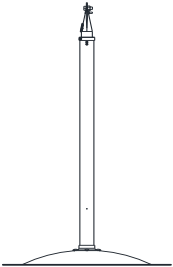
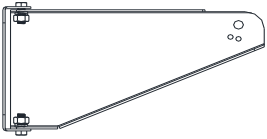
| MOTOR | | BLADE | | | |
|---|--|--|--|---|---|
|  |  |  | |  | |
| 3900-11013-000 24HDHA 24HDHC 24HDHI 24HDHP 24HDHW 30HDHA 30HDHC 30HDHI 30HDHP 30HDHW | 3900-11030-000 30HDHB 30HDHCB 30HDHIB 30HDHPB 30HDHWPB 36HDHA 36HDHB | 1210-2035-000 24HDHA 24HDHC 24HDHI 24HDHP 24HDHW 1210-2026-001 30HDHA 30HDHC 30HDHI 30HDHP 30HDHW | 1210-2037-000 36HDHA 36HDHB LCCLIN3016BL 30HDHB 30HDHCB 30HDHIB 30HDHPB 30HDHWPB | | |
| GUARD REAR | | GUARD FRONT | | | |
|  | |  | | | |
| 2504-2039-004 24HDHA 24HDHC 24HDHI 24HDHP 24HDHW | 2504-2037-004 30HDHA 30HDHB 30HDHC 30HDHCB 30HDHI 30HDHIB | 2504-2040-004 24HDHA 24HDHC 24HDHI 24HDHP 24HDHW | 2504-2038-004 30HDHA 30HDHB 30HDHC 30HDHCB 30HDHI 30HDHIB | PULL CHAIN SWITCH | |
| 2504-2048-004 36HDHA 36HDHB | 30HDHWPB 30HDHWPB 30HDHWPB 30HDHWPB | 2504-2049-004 36HDHA 36HDHB | 30HDHPB 30HDHPB 30HDHPB 30HDHPB |  | |
| MOUNTING KIT* (COMPLETE ASY) | | | | CORD | PARTS KIT |
|  |  |  |  |  |  |
| 2430C 24HDHC 30HDHC 30HDHCB | 2430I 24HDHI 30HDHI 30HDHIB | 2430PBA 24HDHP 30HDHP 30HDHPB | 2430WGA 24HDHW 30HDHW 30HDHWPB | 1420-11004-000 WITH 3900-11030-000 MOTORS ONLY | 1016-0068-000 ALL MODELS |
| I-BEAM CLAMPS | I-BEAM BENT | I-BEAM 13" | CEILING MOUNT | PEDESTAL BASE | COLUMN |
|  |  |  |  |  |  |
| LPIBC 24HDHI 30HDHI 30HDHIB | LIB002 24HDHI 30HDHI 30HDHIB | LIB003 24HDHC 24HDHI 30HDHC 30HDHCB 30HDHI 30HDHIB | L2430CM 24HDHC 30HDHC 30HDHCB | 1208-2013-001 24HDHP 30HDHP 30HDHPB | 1446-0003-002 24HDHP 30HDHP 30HDHPB |
| WALL MT BASE | WALL MT ARM | WALL MT KIT | PULLCHAIN STRING | ACCESSORY KIT | |
|  |  |  |  |  | |
| 045-131-B 24HDHW 30HDHW 30HDHWPB | 1215-2233-000 24HDHW 30HDHW 30HDHWPB | 991-473 24HDHW 30HDHW 30HDHWPB | 3378 24HDHC 24HDHI 24HDHW 30HDHC 30HDHCB 30HDHI 30HDHIB 30HDHW 30HDHWPB | 3277 24HDHC 24HDHI 24HDHW 30HDHC 30HDHCB 30HDHI 30HDHIB 30HDHW 30HDHWPB | 002-057 24HDHP 30HDHP 30HDHPB |

PLUG CONFIGURATION ABOVE IS ONLY TYPE AVAILABLE, IF MOTORS USE DIFFERENT CONFIGURATION THE MOTOR MUST BE REPLACED AS WELL.

INDUSTRIAL OSCILLATING AIR CIRCULATOR 24ACHO & 30ACHO

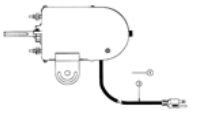
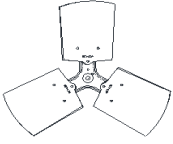
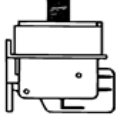




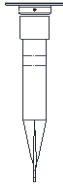
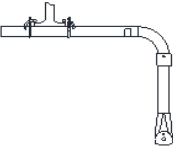
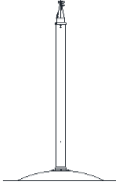
| MOTOR | BLADE | | CORD | HARDWARE KIT |
|---|---|---|---|--|
|  |  | |  | PICTURE NOT AVAILABLE |
| 3900-11010-000 24ACHOA 24ACPOUA 24ACWOUA 30ACHOA 30ACPOUA 30ACWOUA | 1210-2014-000 24ACHOA 24ACPOUA 24ACWOUA | 1210-2026-000 30ACHOA 30ACPOUA 30ACWOUA | 1420-11004-000 24ACHOA 24ACPOUA 24ACWOUA 30ACHOA 30ACPOUA 30ACWOUA | 4092 24ACPOUA 24ACWOUA 30ACPOUA 30ACWOUA |
| GUARD REAR | | GUARD FRONT | | SWITCH |
|  | |  | |  |
| 2504-2039-004 24ACHOA 24ACPOUA 24ACWOUA | 2504-2037-004 30ACHOA 30ACPOUA 30ACWOUA | 2504-2040-004 24ACHOA 24ACPOUA 24ACWOUA | 2504-2038-004 30ACHOA 30ACPOUA 30ACWOUA | 5216-2059-000 24ACHOA 24ACPOUA 24ACWOUA 30ACHOA 30ACPOUA 30ACWOUA |
| PEDESTAL BASE | COLUMN | WALL MT BASE | WALL MT ARM | WALL MT KIT |
|  |  |  |  |  |
| 1208-2013-001 24ACPOUA 30ACPOUA | 1446-0003-002 24ACPOUA 30ACPOUA | 045-131-B 24ACWOUA 30ACWOUA | 1215-2233-000 24ACWOUA 30ACWOUA | 991-473 24ACWOUA 30ACWOUA |
| MOUNTING BKT (COMPLETE) | | ACCESSORY KIT | | |
|  |  |  | |  |
| 2430PBA 24ACPOUA 30ACPOUA | 2430WGA 24ACWOUA 30ACWOUA | 002-057 24ACPOUA 30ACPOUA | 3277 24ACWOUA 30ACWOUA |  |
| PLUG CONFIGURATION ABOVE IS ONLY TYPE AVAILABLE, IF MOTORS USE DIFFERENT CONFIGURATION THE MOTOR MUST BE REPLACED AS WELL. | | | | |

LCHHD HEAVY DUTY OSSILLATING AIR CIRCULATOR

| MOTOR | BLADE | | CORD |
|---|---|---|---|
|  |  | |  |
| 3900-11012-000 LCHHD240 LCHHD300 | 1210-2014-000 LCHHD240 | 1210-2026-000 LCHHD300 | 1420-11004-000 LCHHD240 LCHHD300 |
| GUARD REAR | | GUARD FRONT | |
|  | |  | |
| 2504-2039-004 LCHHD240 | 2504-2037-004 LCHHD300 | 2504-2040-004 LCHHD240 | 2504-2038-004 LCHHD300 |
| MOUNTING KIT (COMPLETE) | | PARTS KIT | |
|  |  | PICTURE NOT AVAILABLE | |
| 2430PBA LCHHD247 LCHHD307 | 2430WGA LCHHD247 LCHHD307 | 3303-2015-000 LCHHD240 LCHHD300 | |
| PLUG CONFIGURATION ABOVE IS ONLY TYPE AVAILABLE, IF MOTORS USE DIFFERENT CONFIGURATION THE MOTOR MUST BE REPLACED AS WELL. | | | |


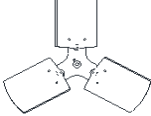



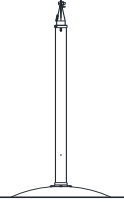

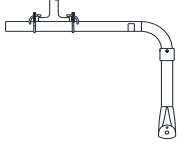



LCHWD SPECIALTY WASH DOWN CIRCULATOR

| MOTOR | BLADE | | SWITCH | SWITCH BULB |
|---|---|--|---|---|
|  |  | |  |  |
| 3900-2063-000 LCHWD24 LCHWD24WB LCHWD30 LCHWD30WB LCHWD30CM LCHWD30LIB LCHWD30P | LCCLIN2419BL LCHWD24 LCHWD24WB | LCCLIN30BL LCHWD30 LCHWD30WB LCHWD30CM LCHWD30LIB LCHWD30P | LP054 LCHWD24 LCHWD24WB LCHWD30 LCHWD30WB LCHWD30CM LCHWD30LIB LCHWD30P | LP055 LCHWD24 LCHWD24WB LCHWD30 LCHWD30WB LCHWD30CM LCHWD30LIB LCHWD30P |
| GUARD REAR | | GUARD FRONT | | |
|  | |  | | |
| 2504-2039-003 LCHWD24 LCHWD24WB | 2504-2037-003 LCHWD30 LCHWD30WB LCHWD30CM LCHWD30LIB LCHWD30P | 2504-2040-003 LCHWD24 LCHWD24WB | 2504-2038-003 LCHWD30 LCHWD30WB LCHWD30CM LCHWD30LIB LCHWD30P | |
| MOUNTING KIT (COMPLETE) | | | | |
|  |  |  |  | |
| LWBWD LCHWD24WB LCHWD30WB | LCMWD LCHWD30CM | LIBWD LCHWD30LIB | LFPCBWD LCHWD30P | |

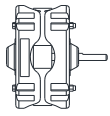
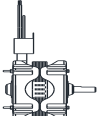
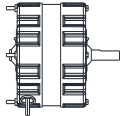
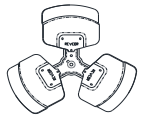
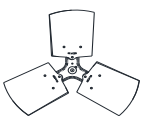
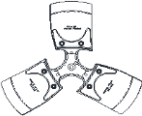
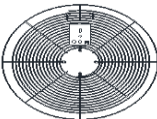




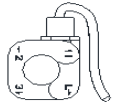


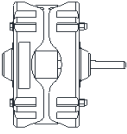
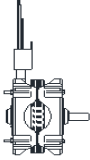
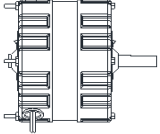
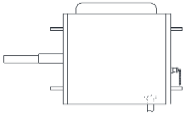
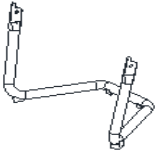
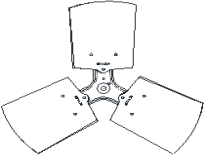
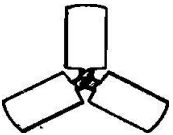
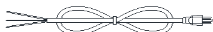
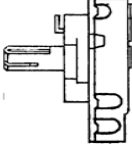
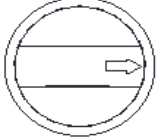





LCHHD SPECIALTY 277V AIR CIRCULATOR


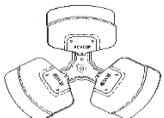



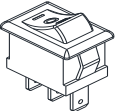
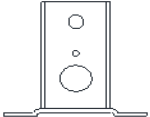
| MOTOR | | BLADE | | CORD | |
|--|--|---|---|--|--|
|  | |  | |  | |
| 3900-2078-000 LCHHD247 LCHHD307 | | 1210-2014-000 LCHHD247 | | 1210-2026-000 LCHHD307 | |
| 1420-2013-500 LCHHD247 LCHHD307 | | | | | |
| GUARD REAR | | | GUARD FRONT | | |
|  | | |  | | |
| 2504-2039-004 LCHHD247 | | 2504-2037-004 LCHHD307 | | 2504-2040-004 LCHHD247 | |
| 2504-2038-004 LCHHD307 | | | | | |
| MOUNTING KIT (COMPLETE) | | | | | |
|  | |  | |  | |
|  | | | | | |
| 2430PBA LCHHD247 LCHHD307 | | 2430C LCHHD247 LCHHD307 | | 2430I LCHHD247 LCHHD307 | |
| 2430WGA LCHHD247 LCHHD307 | | | | | |



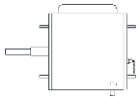

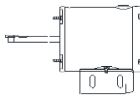
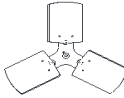
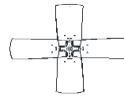








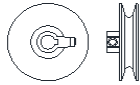

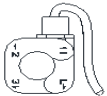
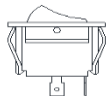


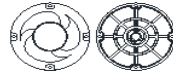




B-SERIES UTILITY CIRCULATORS

| MOTOR | | | BLADE | | |
|---|---|---|---|--|---|
|  |  |  |  |  |  |
| 517-116-BL B12P B12PA | 517-084-BL B18 B18A B20P B20PA | 517-103 B18TE B18TEA | 1210-2027-000 B12PA | 1210-2023-000 B14 B14A | 1210-2036-000 B20PA |
| 517-117-BL B14 B14A | | | | 1210-2013-000 B18 B18A B18TE B18TEA | |
| GUARD REAR | | | GUARD FRONT | | |
|  | | |  | | |
| 372-050-AG B12P B12PA | 372-054-AG B18 B18A B18TE B18TEA | 372-056-AG B20P B20PA | 372-065-AG B12P B12PA | 372-067-AG B18 B18A B18TE B18TEA |  |
| 372-074-AG B14A | | | 372-066-AG B14 B14A | 372-078-AG B20P B20PA | |
| | | | | | |
| YOKE | | | CORD | SWITCH | |
|  | | |  |  | |
| 3338 B12P B12PA | 1363 B18 B18A B18TE B18TEA | 4174 B20P B20PA | 118 ALL MODELS | 5216-2059-000 ALL MODELS | |
| 3339 B14 B14A | | | | | |


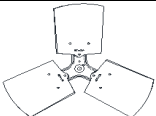
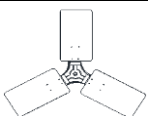
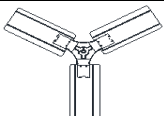
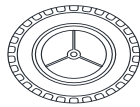
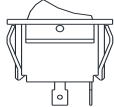


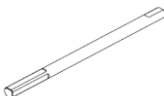





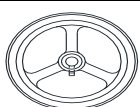


| I-SERIES INDUSTRIAL FLOOR CIRCULATOR | | | | | |
|--|--|--|--|--|---|
| MOTOR | | | | | STAND |
|  |  |  | PICTURE NOT AVAILABLE |  |  |
| 517-116-BL I12 | 517-084-BL I18 I20 I20CA | 517-103 I18TE | 517-089 I24 | 1010MB I30 | 991-629-C I18 I18TE |
| BLADE | | | CORD | SWITCH | KNOB |
|  | PICTURE NOT AVAILABLE |  |  |  |  |
| 1210-2013-000 I18 I18TE | 991-284 I20 I20CA | 1210-2026-000 I30 | 118 I12 I18 I18TE I20 I20CA | 16000 I12 I18 I18TE I20 I20CA | 441-229-B I12 I18 I18TE I20 I20CA I24 |
| GUARD REAR | | GUARD FRONT | |  | |
|  |  |  |  | | |
| 372-054-AG I18 I18TE | 372-065-AG I12 | 372-067-AG I18 I18TE | 372-078-AG I20 I20CA | | |

| NAVY FAN N12 | | | |
|---|---|---|---|
| MOTOR | BLADE | GUARD FRT | GUARD BCK |
|  |  |  |  |
| 3900-11027-000 N12A | 1210-2027-001 N12 N12A | 372-045-OP N12 N12A | 372-046-OP N12 N12A |
| SWITCH | BASE ASY |  | |
|  |  | | |
| 4425 N12 N12A | 991-124-OP N12 N12A | | |

MVB SERIES DRUM BLOWER




| MVB SERIES DRUM BLOWER | | | | | | |
|--|--|---|---|---|--|---|
| MOTOR | | | BLADE | | CART ASY | SAFETY CABLE |
|  |  |  |  |  |  |  |
| 1010MB MVB30DA MVB30DB MVB30DS 517-133 MVB30DC MVB36DA MVB36DB MVB36DC MVB36DS | 3900-2068-000 MVB36B MVB42B | 3900-11001-000 MVB42DB MVB42DS MVB48DB | 1210-2026-000 MVB30DA MVB30DB MVB30DC MVB30DS 1210-10558-000 MVB42DB MVB42DS 1210-10560-000 MVB48DB | 1210-2012-000 MVB36DA MVB36DB MVB36DC MVB36DS | 1016-10724-000 MVB30DC 1016-10724-001 MVB36DC | 9G053947 MVB30DS MVB36DS MVB42DS |
| WHEEL AXLE | WHEEL (2REQ) | HANDLE | GUARD (2REQ) | | PULLEY FAN | |
|  |  |  |  | |  |  |
| 1017-0003-000 MVB30DA MVB30DB MVB36B MVB36DA MVB36DB MVB42B MVB42DB MVB48DB 1017-0003-002 MVB30DC MVB36DC | 869-007 MVB30DA MVB30DB MVB30DC MVB36B MVB36DA MVB36DB MVB36DC MVB42B MVB42DB MVB48DB | 3232 MVB30DA MVB30DB MVB36B MVB36DA MVB36DB MVB42B MVB42DB MVB48DB | 3466-AG MVB30DA MVB30DB MVB30DC MVB30DS 3293-AG MVB42B MVB42DB MVB42DS 3294-AG MVB48DB | 2794-AG MVB36B MVB36DA MVB36DB MVB36DC MVB36DS | 1064 MVB36B <div style="text-align: center;">PULLEY MOTOR</div>  2594 MVB36B | 612-015 MVB42B  4507-2009-000 MVB42B |
| PULL CHAIN SW. | PUSH SWITCH | ROTARY SWITCH | ROCKER SW. | BELT | SHAFT | BEARINGS (2REQ) |
|  | PICTURE NOT AVAILABLE | PICTURE NOT AVAILABLE |  |  |  |  |
| 5216-2059-000 MVB24D MVB30DA MVB30DB MVB30DC MVB30DS MVB36DA MVB36DB MVB36DC MVB36DS | 5216-2057-000 MVB24D | 5216-2058-000 MVB24D | 5216-2052-000 MVB36B MVB42B MVB42DB MVB42DS MVB48DB | 2341 MVB36B 4160 MVB42B | 682-269 MVB36B MVB42B | 3764 MVB36B MVB42B |
| CORD |     | | | | | |
| 1420-2023-000 MVB42DB MVB42DS MVB48DB | | | | | | |

IDF SERIES DRUM BLOWER

| IDF SERIES DRUM BLOWER | | | | |
|---|---|---|--|---|
| MOTOR | BLADE | | | |
|  |  |  |  | |
| 3900-11023-000 ALL MODELS | 1210-2020-001 IDF36B IDF36BC | 1210-2025-001 IDF42B IDF42BC | 1016-0044-001 IDF48B IDF48BC | |
| WHEEL (2REQ) | ROCKER SW. | BELT | PULLY MOTOR | |
|  |  |  |  | |
| 869-007 ALL MODELS | 5216-2052-000 ALL MODELS | 9707-8055 ALL MODELS | 2594 ALL MODELS | |
| SHAFT | CORD | AXLE PILLOW BLK (2REQ) | CAPACITOR | |
|  |  |  |  | |
| 8856-8014 ALL MODELS | 1420-2023-000 ALL MODELS | 1209-11001-000 ALL MODELS | 6100-8026 ALL MODELS | |
| CART ASY | WHEEL AXLE | PULLEY FAN | HANDLE | GUARD (2REQ) |
|  |  |  |  |  |
| 1016-10724-001 IDF36BC | 1017-0003-000 IDF36B | 612-015 ALL MODELS | 3232 IDF36B | 2794-AG IDF36B |
| 1016-10724-002 IDF42BC | IDF42B IDF48B | | IDF42B IDF48B | 3293-AG IDF42B |
| 1016-10724-003 IDF48BC | 1017-0003-002 IDF36BC IDF42BC IDF48BC | | | 3294-AG IDF48B IDF48BC |

INDUSTRIAL CEILING FANS




BLADE (SET)

| | | | | | | | | |
|---|---------------------------------------|----------------------------|---|------------------------------|--|--|--|--|
|  | | |  | | |  | | |
| 9B3620-1 36201 | 9B4820-3 48203 | 9B5600-1 56001 | 9B6000-1 60001 | 9B5630-1R 56301RDP | | | | |
| 9B4820-1 48201 48207 | 9B5600-1LC 56001LC 56101 | 56002 56003 56007 | 9B6001-1 60011 | | | | | |
| 9B4820-1B 48201B | 56111 | 9B5601-1 56011 | 9B6011-1 60101 60111 | | | | | |
| | | 9B5600-1B 56001B | 9B5620-1 56201 | | | | | |

DOWNROD 24"

DOWNROD 8"

MOTOR

| | | |
|---|---|---|
|  |  |  |
|---|---|---|

| | | | | | |
|--|---|---|--|--|--|
| 9D24BW 36201 48201 56001LC 56001 56002 56003 56007 56301RDP 48203 48207 60001 56201 | 9D24BBLK 48201B 56001B 9D24BB 56011 60011 9D12TW 56101 56111 60101 60111 | 9D08 36201 48201 56001LC 56003 48203 9D08BBLK 48201B | 9M3620-1-A 36201 9M4820-1-A 48201 9M4820-1B-A 48201B 9M4820-3-A 48203 9M5600-7-A 48207 6011-1U 60101 60111 | 9M5600-1LC-A 56001LC 9M5600-1-A 56001 9M5600-1B-A 56001B 9M5600-4-A 56002 9M5600-3-A 56003 9M5600-7-A 56007 | 9M5601-1-A 56011 5611-1U 56101 56111 9M5630-1R-A 56301RDP 9M6000-1-A 60001 9M6001-1-A 60011 9M5620-1-A 56201 |
|--|---|---|--|--|--|

RUBBER ROLLER


J HOOK KIT

BLADE SCREWS (6 REQ)

BLADE PADS (3 REQ)

REVERSIBLE TOGGLE

REVERSING SW. PLATE

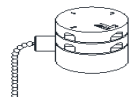

| | | | | | |
|---|---|---|---|---|---|
|  |  |  |  |  |  |
| 9F2900-04A ALL MODELS | 9F2900-01 ALL MODELS | 9F2900-20A ALL MODELS | 9F2900-19A ALL MODELS | 9F2GX54-73 56301RDP | 9FP005 56301RDP |

CANOPY UPPER

CANOPY LOWER

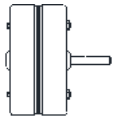
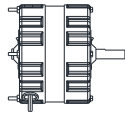
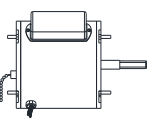
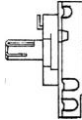
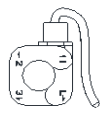
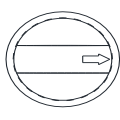

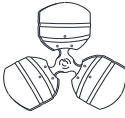
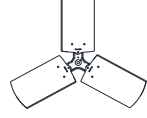
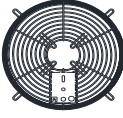
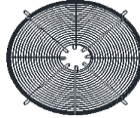
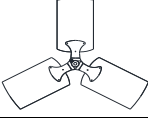



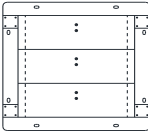
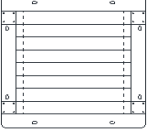
| | |
|---|---|
|  |  |
|---|---|

| | | | | |
|--|--|--|--|---|
| 9F2900-07A 36201 48201 56001LC 56001 56002 56003 56007 56301RDP 48203 48207 60001 56201 | 9F2900-07AB 48201B 56001B 9FP029 56011 60011 3100039A 56101 56111 60101 60111 | 9F2900-08A 36201 48201 56001LC 56001 56002 56003 56007 | 9F2900-08A 60001 60101 60111 56301RDP 48203 48207 56101 56111 | 9F2900-08AB 48201B 56001B 9FP030 56011 60011 |
|--|--|--|--|---|

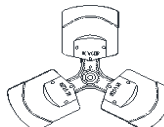
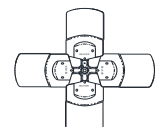
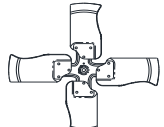
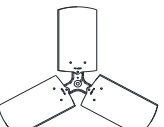
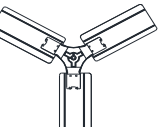




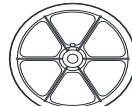

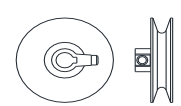
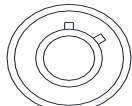
| | | |
|---|---|--------------------------------|
| 3-SPEED PULL CHAIN SW. | PULL CHAIN STRING | OUTDOOR KIT |
|  |  | PICTURE NOT AVAILABLE |
| 9F2900-26 48203 56003 | 3378 48203 56003 | 99992 56101 60101 |



LPE SERIES

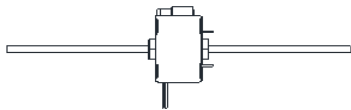

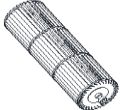







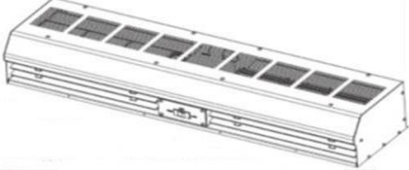
| MOTOR | | | SWITCH | | KNOB |
|---|---|--|--|---|--|
|  |  |  |  |  |  |
| 3808 LPE12 LPE12A LPE12S LPE12SA LPE12V LPE12VA | 517-103 LPE16 LPE16A LPE16S LPE16SA LPE16V LPE16VA | 3900-2040-000 LPE22V LPE22VA LPE24 LPE24A LPE24S LPE24SA LPE30 LPE30A LPE30S LPE30SA | 16000 LPE12 LPE12A LPE12S LPE12SA LPE12V LPE12VA LPE16 LPE16A LPE16S LPE16SA LPE16V LPE16VA | 5216-2059-000 LPE22V LPE22VA LPE24 LPE24A LPE24S LPE24SA LPE30 LPE30A LPE30S LPE30SA | 441-229-B LPE12 LPE12A LPE12S LPE12SA LPE12V LPE12VA LPE16 LPE16A LPE16S LPE16SA LPE16V LPE16VA |
| BLADE ASY | | | GUARD | | |
|  |  |  |  | |  |
| 1210-2027-000 LPE12A LPE12SA LPE12VA | 490013001 LPE16A | 1210-2014-000 LPE24 LPE24A LPE24S LPE24SA | 372-082-AG LPE12 LPE12A LPE12S LPE12SA | 372-086-AG LPE16 LPE16A LPE16S LPE16SA | 372-087-AG LPE24 LPE24A LPE24S LPE24SA |
|  |  | 1210-2026-000 LPE30 LPE30A LPE30S LPE30SA | 372-085-AG LPE12V LPE12VA | 372-084-AG LPE16V LPE16VA | 372-088-AG LPE30 LPE30A LPE30S LPE30SA |
| 1210-2029-000 LPE22V LPE22VA | 1210-2033-000 LPE16SA LPE16VA | | | | 2504-2036-001 LPE22VA |
| SHUTTER | |  <p align="center">LPEV</p>  <p align="center">LPES</p> | | | |
|  |  | | | | |
| 2644 LPE12S LPE12SA | 3538 LPE30S LPE30SA | | | | |
| 2649 LPE16S LPE16SA | | | | | |
| 3534 LPE24S LPE24SA | | | | | |

BE SERIES COMMERCIAL BELT DRIVE EXHAUST FAN

| BLADE | | | | |
|---|---|---|--|---|
|  |  |  |  |  |
| 8528-8147 BE24 | 8528-8148 BE30 | 8528-8149 BE36 | 1210-2025-001 BE42 | 1016-0044-001 BE48 |
| MOTOR | | SHAFT-ARBOR | BELT | |
|  |  |  |  | |
| 3900-2068-000 BE24 BE30 BE36 BE42 | 517-083 BE48 | 5217-2006-000 BE24 BE30 BE36 BE42 | 9707-8053 BE24 | 9707-8055 BE30 |
| | | | 1230-0003-000 BE36 | 4280 BE42 |
| PULLEY FAN | PULLEY MOTOR | | BEARING (2 REQ) | |
|  |  |  |  | |
| 4436 BE24 | 612-019 BE24 | 4434 BE30 | 8526-8006 BE24 BE30 BE36 BE42 | |
| 1064 BE30 BE36 | 4507-2009-000 BE36 | 2594 BE42 BE48 | | |
| 1804 BE42 BE48 | | | | |

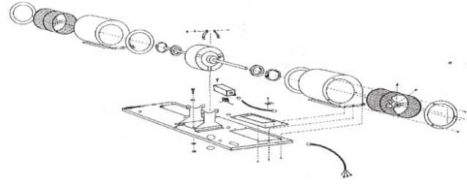


MLP LOW-PROFILE SERIES

| MOTOR | | BLOWER WHEEL RIGHT | | BLOWER WHEEL LEFT | |
|---|--|---|--|---|--|
|  | |  | |  | |
| 3900-2090-000 MLP36001115GA MLP3600115GR MLP36001115GRSS MLP42001110GA MLP42001110GR MLP42001110GRSS MLP48001108GA MLP48001108GR MLP48001108GRSS MLP60001108GA MLP60001108GR MLP60001108GRSS | 3900-2093-001 MLP36001208GA MLP36001208GR MLP36001208GRSS MLP42001208GA MLP42001208GR MLP42001208GRSS MLP48001206GA MLP48001206GR MLP48001206GRSS MLP60001206GA MLP60001206GR MLP60001206GRSS | 1225-2024-000 MLP36001115GA MLP3600115GR MLP36001115GRSS MLP36001208GA MLP36001208GR MLP36001208GRSS 1225-2024-001 MLP42001110GA MLP42001110GR MLP42001110GRSS MLP42001208GA MLP42001208GR MLP42001208GRSS | 1225-2024-002 MLP48001108GA MLP48001108GR MLP48001108GRSS MLP48001206GA MLP48001206GR MLP48001206GRSS 1225-2024-003 MLP60001108GA MLP60001108GR MLP60001108GRSS MLP60001206GA MLP60001206GR MLP60001206GRSS | 1225-2025-000 MLP36001115GA MLP3600115GR MLP36001115GRSS MLP36001208GA MLP36001208GR MLP36001208GRSS 1225-2025-001 MLP42001110GA MLP42001110GR MLP42001110GRSS MLP42001208GA MLP42001208GR MLP42001208GRSS | 1225-2025-002 MLP48001108GA MLP48001108GR MLP48001108GRSS MLP48001206GA MLP48001206GR MLP48001206GRSS 1225-2025-003 MLP60001108GA MLP60001108GR MLP60001108GRSS MLP60001206GA MLP60001206GR MLP60001206GRSS |
| CORD | | GRILLE | | | SWITCH |
|  |  |  |  | |  |
| 1420-2038-004 MLP36001115GA MLP3600115GR MLP36001115GRSS MLP42001110GA MLP42001110GR MLP42001110GRSS MLP48001108GA MLP48001108GR MLP48001108GRSS MLP60001108GA MLP60001108GR MLP60001108GRSS | 1420-2044-001 MLP36001208GA MLP36001208GR MLP36001208GRSS MLP42001208GA MLP42001208GR MLP42001208GRSS MLP48001206GA MLP48001206GR MLP48001206GRSS MLP60001206GA MLP60001206GR MLP60001206GRSS | 1809-2033-800 MLP36001115GA MLP36001208GA 1809-2033-801 MLP42001110GA MLP42001208GA 1809-2033-802 MLP48001108GA MLP48001206GA 1809-2033-803 MLP60001108GA MLP60001206GA | 2501-2090-900 MLP3600115GR MLP36001208GR 2501-2090-901 MLP42001110GR MLP42001208GR 2501-2090-902 MLP48001108GR MLP48001206GR 2501-2090-903 MLP60001108GR MLP60001206GR | 2501-2090-200 MLP36001115GRSS MLP36001208GRSS 2501-2090-201 MLP42001110GRSS MLP42001208GRSS 2501-2090-202 MLP48001108GRSS MLP48001206GRSS 2501-2090-203 MLP60001108GRSS MLP60001206GRSS | 790-188 ALL MODELS |
|  | |  | |  | |

ENVIRONMENTAL SERIES AIR CURTAINS

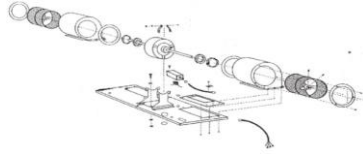
MOTOR BLOWER ASY



| ACMB125 | ACMB225 | ACMB300 | | ACMB305 | ACMB325 | ACMB350 | ACMB600 |
|----------------|----------------|-----------|-----------|-----------|-----------|-----------|-----------------|
| E36001125 | E36001225 | E36001300 | E84002300 | E36001305 | E36001325 | E36001350 | E36001675 |
| E38001125 | E38001225 | E36001375 | E84002375 | E36001405 | E36001425 | E36001450 | E42001675 |
| E42001125 | E42001225 | E36001400 | E84002400 | E36001505 | E36001525 | E36001550 | E60001675 |
| E48001125 | E48001225 | E36001475 | E84002475 | E38001305 | E38001325 | E38001350 | E96002675 |
| E72002125 | E60001225 | E36001500 | E84002500 | E38001405 | E38001425 | E38001450 | E10803675 |
| E76002125 | E72002225 | E36001575 | E84002575 | E38001505 | E38001525 | E38001550 | ACMB650 |
| E84002125 | E76002225 | E38001300 | E96002300 | E42001305 | E42001325 | E42001350 | E72002650 |
| E96002125 | E84002225 | E38001375 | E96002375 | E42001405 | E42001425 | E42001450 | E10803650 |
| E10803125 | E96002225 | E38001400 | E96002400 | E42001505 | E42001525 | E42001550 | ACMB125D |
| E12003125 | E10803225 | E38001475 | E96002475 | E48001305 | E48001325 | E48001350 | E60002125 |
| E13203125 | E12003225 | E38001500 | E96002500 | E48001405 | E48001425 | E48001450 | ACMB150D |
| E14403125 | E13203225 | E38001575 | E96002575 | E48001505 | E48001525 | E48001550 | E60002150 |
| | E14403225 | E42001300 | E10803300 | E60001305 | E72002325 | E72002350 | ACMB225D |
| ACMB150 | | E42001375 | E10803375 | E60001405 | E72002425 | E72002450 | E60002225 |
| E36001150 | ACMB250 | E36001400 | E10803400 | E60001505 | E72002525 | E72002550 | ACMB250D |
| E38001150 | E36001250 | E42001400 | E10803475 | E72002305 | E76002325 | E76002350 | E60002250 |
| E42001150 | E38001250 | E42001475 | E10803500 | E72002405 | E76002425 | E76002450 | ACMB325D |
| E48001150 | E42001250 | E42001475 | E10803575 | E72002505 | E76002525 | E76002550 | E60002325 |
| E60001150 | E48001250 | E42001575 | E1080375 | E76002305 | E84002325 | E84002350 | E60002425 |
| E72002150 | E60001250 | E48001300 | E12003300 | E76002405 | E84002425 | E84002450 | E60002525 |
| E76002150 | E72002250 | E48001375 | E12003375 | E76002505 | E84002525 | E84002550 | ACMB350D |
| E84002150 | E76002250 | E48001400 | E12003400 | E84002305 | E84002325 | E84002350 | E96002350 |
| E96002150 | E84002250 | E48001475 | E12003475 | E84002405 | E96002425 | E96002450 | E60002350 |
| E10803150 | E96002250 | E48001500 | E12003500 | E84002505 | E96002525 | E96002550 | E60002450 |
| E12002150 | E10803250 | E48001575 | E12003575 | E84002505 | E96002525 | E96002550 | E60002550 |
| E12003150 | E12003250 | E60001300 | E13203300 | E96002305 | E10803325 | E10803350 | |
| E13203150 | E13203250 | E60001375 | E13203375 | E96002405 | E10803425 | E10803450 | |
| E14403150 | E14403250 | E60001400 | E13203400 | E96002505 | E10803525 | E10803550 | |
| | | E60001475 | E13203475 | E10803305 | E12003325 | E12003350 | |
| ACMB175 | ACMB275 | E60001500 | E13203500 | E10803405 | E12003425 | E12003450 | |
| E36001175 | E36001275 | E60001575 | E13403575 | E10803505 | E12003525 | E12003550 | |
| E38001175 | E38001275 | E72002300 | E14403300 | E12003305 | E13203325 | E13203350 | |
| E42001175 | E42001275 | E72002375 | E14403375 | E12003405 | E13203425 | E13203450 | |
| E48001175 | E48001275 | E72002400 | E14003400 | E12003505 | E13203525 | E13403550 | |
| E60001175 | E60001275 | E72002475 | E14403475 | E13203305 | E14403325 | E14403350 | |
| E72002175 | E72002275 | E72002500 | E14403500 | E13203405 | E14403425 | E14403450 | |
| E76002175 | E76002275 | E72002575 | E14403575 | E13203505 | E14403525 | E14403550 | |
| E84002175 | E84002275 | E76002300 | | E14403305 | | | |
| E96002175 | E96002275 | E76002375 | | E14403405 | | | |
| E10803175 | E10803275 | E76002400 | | E14403505 | | | |
| E12002175 | E12003275 | E76002475 | | | | | |
| E12003175 | E13203275 | E76002500 | | | | | |
| E13203175 | E14403275 | E76002575 | | | | | |
| E14403175 | | E76002675 | | | | | |
| | | E76002750 | | | | | |
| | | E76002775 | | | | | |
| | | E76002800 | | | | | |
| | | E76002825 | | | | | |
| | | E76002850 | | | | | |
| | | E76002875 | | | | | |
| | | E76002900 | | | | | |
| | | E76002925 | | | | | |
| | | E76002950 | | | | | |
| | | E76002975 | | | | | |
| | | E76003000 | | | | | |
| | | E76003025 | | | | | |
| | | E76003050 | | | | | |
| | | E76003075 | | | | | |
| | | E76003100 | | | | | |
| | | E76003125 | | | | | |
| | | E76003150 | | | | | |
| | | E76003175 | | | | | |
| | | E76003200 | | | | | |
| | | E76003225 | | | | | |
| | | E76003250 | | | | | |
| | | E76003275 | | | | | |
| | | E76003300 | | | | | |
| | | E76003325 | | | | | |
| | | E76003350 | | | | | |
| | | E76003375 | | | | | |
| | | E76003400 | | | | | |
| | | E76003425 | | | | | |
| | | E76003450 | | | | | |
| | | E76003475 | | | | | |
| | | E76003500 | | | | | |
| | | E76003525 | | | | | |
| | | E76003550 | | | | | |
| | | E76003575 | | | | | |
| | | E76003600 | | | | | |
| | | E76003625 | | | | | |
| | | E76003650 | | | | | |
| | | E76003675 | | | | | |
| | | E76003700 | | | | | |
| | | E76003725 | | | | | |
| | | E76003750 | | | | | |
| | | E76003775 | | | | | |
| | | E76003800 | | | | | |
| | | E76003825 | | | | | |
| | | E76003850 | | | | | |
| | | E76003875 | | | | | |
| | | E76003900 | | | | | |
| | | E76003925 | | | | | |
| | | E76003950 | | | | | |
| | | E76003975 | | | | | |
| | | E76004000 | | | | | |
| | | E76004025 | | | | | |
| | | E76004050 | | | | | |
| | | E76004075 | | | | | |
| | | E76004100 | | | | | |
| | | E76004125 | | | | | |
| | | E76004150 | | | | | |
| | | E76004175 | | | | | |
| | | E76004200 | | | | | |
| | | E76004225 | | | | | |
| | | E76004250 | | | | | |
| | | E76004275 | | | | | |
| | | E76004300 | | | | | |
| | | E76004325 | | | | | |
| | | E76004350 | | | | | |
| | | E76004375 | | | | | |
| | | E76004400 | | | | | |
| | | E76004425 | | | | | |
| | | E76004450 | | | | | |
| | | E76004475 | | | | | |
| | | E76004500 | | | | | |
| | | E76004525 | | | | | |
| | | E76004550 | | | | | |
| | | E76004575 | | | | | |
| | | E76004600 | | | | | |
| | | E76004625 | | | | | |
| | | E76004650 | | | | | |
| | | E76004675 | | | | | |
| | | E76004700 | | | | | |
| | | E76004725 | | | | | |
| | | E76004750 | | | | | |
| | | E76004775 | | | | | |
| | | E76004800 | | | | | |
| | | E76004825 | | | | | |
| | | E76004850 | | | | | |
| | | E76004875 | | | | | |
| | | E76004900 | | | | | |
| | | E76004925 | | | | | |
| | | E76004950 | | | | | |
| | | E76004975 | | | | | |
| | | E76005000 | | | | | |
| | | E76005025 | | | | | |
| | | E76005050 | | | | | |
| | | E76005075 | | | | | |
| | | E76005100 | | | | | |
| | | E76005125 | | | | | |
| | | E76005150 | | | | | |
| | | E76005175 | | | | | |
| | | E76005200 | | | | | |
| | | E76005225 | | | | | |
| | | E76005250 | | | | | |
| | | E76005275 | | | | | |
| | | E76005300 | | | | | |
| | | E76005325 | | | | | |
| | | E76005350 | | | | | |
| | | E76005375 | | | | | |
| | | E76005400 | | | | | |
| | | E76005425 | | | | | |
| | | E76005450 | | | | | |
| | | E76005475 | | | | | |
| | | E76005500 | | | | | |
| | | E76005525 | | | | | |
| | | E76005550 | | | | | |
| | | E76005575 | | | | | |
| | | E76005600 | | | | | |
| | | E76005625 | | | | | |
| | | E76005650 | | | | | |
| | | E76005675 | | | | | |
| | | E76005700 | | | | | |
| | | E76005725 | | | | | |
| | | E76005750 | | | | | |
| | | E76005775 | | | | | |
| | | E76005800 | | | | | |
| | | E76005825 | | | | | |
| | | E76005850 | | | | | |
| | | E76005875 | | | | | |
| | | E76005900 | | | | | |
| | | E76005925 | | | | | |
| | | E76005950 | | | | | |
| | | E76005975 | | | | | |
| | | | | | | | |

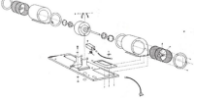




HIGH VELOCITY SERIES AIR CURTAINS

MOTOR BLOWER ASY

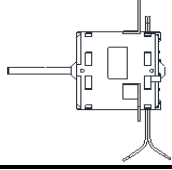
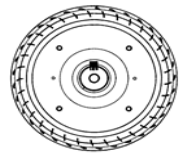


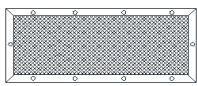



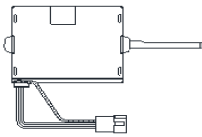
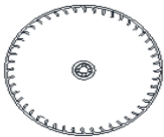


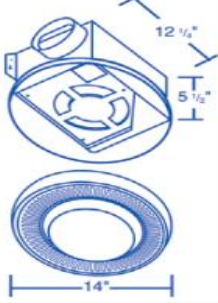

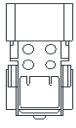
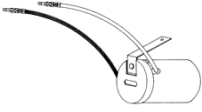
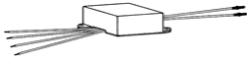


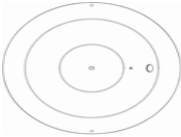
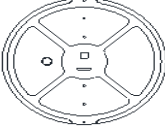
| ACMB300 | | ACMB305 | | ACMB330 | | | | | | | | | | | |
|---|--------------|--|--------------|--|--------------|---------------|-----|---------------|-----|---------------|-----|---------------|-----|------------------------------|--|
| EL36001300LI | EL76002500LI | EL36001305LI | EL76002505LI | EL36001330LI | EL76002530LI | | | | | | | | | | |
| EL36001400LI | EL84002300LI | EL36001405LI | EL84002305LI | EL36001430LI | EL84002330LI | | | | | | | | | | |
| EL36001500LI | EL84002400LI | EL36001505LI | EL84002405LI | EL36001530LI | EL84002430LI | | | | | | | | | | |
| EL38001300LI | EL84002500LI | EL38001305LI | EL84002505LI | EL38001330LI | EL84002530LI | | | | | | | | | | |
| EL38001400LI | EL96002300LI | EL38001405LI | EL96002305LI | EL38001430LI | EL96002330LI | | | | | | | | | | |
| EL38001500LI | EL96002400LI | EL38001505LI | EL96002405LI | EL38001530LI | EL96002430LI | | | | | | | | | | |
| EL42001300LI | EL96002500LI | EL42001305LI | EL96002505LI | EL42001330LI | EL96002530LI | | | | | | | | | | |
| EL42001400LI | EL10803300LI | EL42001405LI | EL10803305LI | EL42001430LI | EL10803330LI | | | | | | | | | | |
| EL42001500LI | EL10803400LI | EL42001505LI | EL10803405LI | EL42001530LI | EL10803430LI | | | | | | | | | | |
| EL48001300LI | EL10803500LI | EL48001305LI | EL10803505LI | EL48001330LI | EL10803530LI | | | | | | | | | | |
| EL48001400LI | EL12003300LI | EL48001405LI | EL12003305LI | EL48001430LI | EL12003330LI | | | | | | | | | | |
| EL48001500LI | EL12003400LI | EL48001505LI | EL12003405LI | EL48001530LI | EL12003430LI | | | | | | | | | | |
| EL60001300LI | EL12003500LI | EL60001305LI | EL12003505LI | EL60001330LI | EL12003530LI | | | | | | | | | | |
| EL60001400LI | EL13203300LI | EL60001405LI | EL13203305LI | EL60001430LI | EL13203330LI | | | | | | | | | | |
| EL60001500LI | EL13203400LI | EL60001505LI | EL13203405LI | EL60001530LI | EL13203430LI | | | | | | | | | | |
| EL72002300LI | EL13203500LI | EL72002305LI | EL13203505LI | EL72002330LI | EL13203530LI | | | | | | | | | | |
| EL72002400LI | EL14403300LI | EL72002405LI | EL14403305LI | EL72002430LI | EL14403330LI | | | | | | | | | | |
| EL72002500LI | EL14403400LI | EL72002505LI | EL14403405LI | EL72002530LI | EL14403430LI | | | | | | | | | | |
| EL76002300LI | EL14403500LI | EL76002305LI | EL14403505LI | EL76002330LI | EL14403530LI | | | | | | | | | | |
| EL76002400LI | | EL76002405LI | | EL76002430LI | | | | | | | | | | | |
| ACMB600 EL36001600LI EL60001600LI EL72002600LI EL96002600LI EL10803600LI | | ACMB605 EL96002605LI EL12003605LI | | ACMB630 EL96002630LI EL10803630LI EL12003630LI EL14403630LI | | | | | | | | | | | |
| CABINET ASY | | WIRE HARNESS | | | | | | | | | | | | | |
| | | | | | | | | | | | | | | | |
| <table style="width: 100%; border-collapse: collapse;"> <tr> <td style="width: 80%;">1016-0096-000</td> <td style="width: 20%;">36"</td> </tr> <tr> <td>1016-0096-001</td> <td>38"</td> </tr> <tr> <td>1016-0096-002</td> <td>42"</td> </tr> <tr> <td>1016-0096-003</td> <td>48"</td> </tr> <tr> <td>1016-0096-004</td> <td>60"</td> </tr> </table> | | 1016-0096-000 | 36" | | | 1016-0096-001 | 38" | 1016-0096-002 | 42" | 1016-0096-003 | 48" | 1016-0096-004 | 60" | ACW5614 ALL MODELS | |
| 1016-0096-000 | 36" | | | | | | | | | | | | | | |
| 1016-0096-001 | 38" | | | | | | | | | | | | | | |
| 1016-0096-002 | 42" | | | | | | | | | | | | | | |
| 1016-0096-003 | 48" | | | | | | | | | | | | | | |
| 1016-0096-004 | 60" | | | | | | | | | | | | | | |
| GRILLE ASY | | NOTE | | 5TH DIGIT IN MODEL NUMBER DETERMINS MOTOR AND WIRE HARNESS QTY. | | | | | | | | | | | |
| | | | | | | | | | | | | | | | |
| <table style="width: 100%; border-collapse: collapse;"> <tr> <td style="width: 80%;">1016-0093-000</td> <td style="width: 20%;">36"</td> </tr> <tr> <td>1016-0093-001</td> <td>38"</td> </tr> <tr> <td>1016-0093-002</td> <td>42"</td> </tr> <tr> <td>1016-0093-003</td> <td>48"</td> </tr> <tr> <td>1016-0093-004</td> <td>60"</td> </tr> </table> | | 1016-0093-000 | 36" | 1016-0093-001 | 38" | 1016-0093-002 | 42" | 1016-0093-003 | 48" | 1016-0093-004 | 60" | | | | |
| 1016-0093-000 | 36" | | | | | | | | | | | | | | |
| 1016-0093-001 | 38" | | | | | | | | | | | | | | |
| 1016-0093-002 | 42" | | | | | | | | | | | | | | |
| 1016-0093-003 | 48" | | | | | | | | | | | | | | |
| 1016-0093-004 | 60" | | | | | | | | | | | | | | |

SINGLE PHASE ENVIRONMENTAL SERIES ELECTRICALLY HEATED

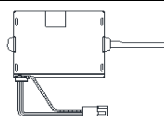
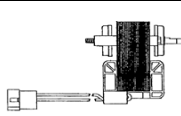


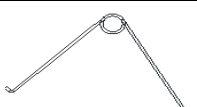


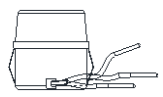
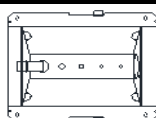

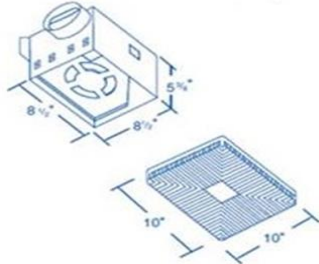
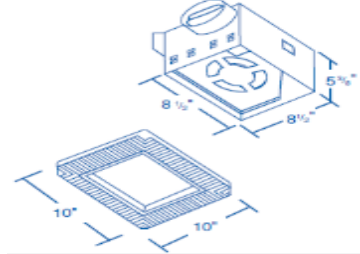
| MOTOR BLOWER ASY | ELEMENT | | THERMOSTAT | CABINET ASY | |
|---|---|---|--|---|---|
|  | PICTURE NOT AVAILABLE | |  |  | |
| ACMB125 ALL MODELS | APHE06240-1 E36061125H E42061125H E48061125H | APHE09240-1 E36091125H E42091125H E48091125H | T8775C1005 ALL MODELS | | |
| GRILLE ASY | | | CABINET ASY | | |
|  | | |  | | |
| 1016-0093-000 E36061125H E36091125H | 1016-0093-002 E42061125H E42091125H | 1016-0093-003 E48061125H E48091125H | 1016-0096-000 E36061125H E36091125H | 1016-0096-002 E42061125H E42091125H | 1016-0096-003 E48061125H E48091125H |

24" DRIVE-THRU WINDOW UNIT



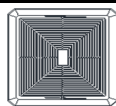


| MOTOR (2 REQ) | IMPELLER (2 REQ) | CABINET | GRILLE | FILTER |
|--|---|---|--|---|
|  |  |  |  |  |
| 3900-2069-000 E24001115F E24001115FG E24001115FHW E24001115G | 8710-8022 E24001115F E24001115FG E24001115FHW E24001115G | 1016-0109-000 E24001115F E24001115FG E24001115FHW E24001115G | 2501-2066-000 E24001115F E24001115FG E24001115FHW E24001115G | 2010-7009-028 E24001115F E24001115FHW 2010-7009-029 E24001115FG |
|  | | | | |

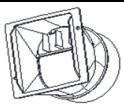



| 1001 SERIES | | | | |
|---|---|--|--|---|
| MOTOR | IMPELLER | GRILLE | | LENS |
|  |  |  | |  |
| 7163-9763 1001 1001F 1001BR | 8710-8023 1001 1001F 1001BR | 357-114-W 1001 1001F | 357-114-OP 1001BR | 460-011-W 1001 1001F 1001BR |
| LAMP HOLDER | | | BALLAST ASY |  |
|  |  |  |  | |
| 3519-11005-000 1001 | 8695-8098 1001F | 8695-8101 1001BR | 6104-8020 1001F | |
| DUCT ADAPTER | REFLECTOR ASY | | GRILLE SPRING (2 REQ) |  |
|  |  |  | | |
| 991-613 1001 1001F 1001BR | 8826-8044 1001 1001BR | 630-063 1001F | 733-218 1001 1001F 1001BR | |




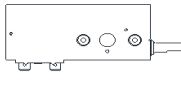
6000 SERIES

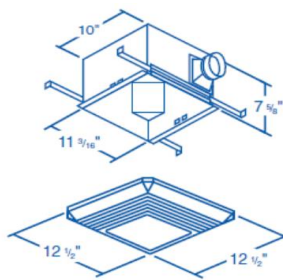
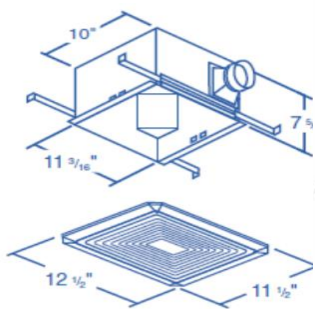
| MOTOR | | | | GRILLE | |
|---|--|---|---|---|--|
|  | |  | |  | |
| 7163-9763 6100 6100L 6100RL | 7173-0174 6080 6080L 6080RL | 8767-8238 6060 6060L 6060RL | 991-688 6060 6080 6100 | 991-689 6060L 6080L 6100L | 1016-0077-000 6060RL 6080RL 6100RL |
| IMPELLER | | GRILLE SPRING (2 REQ) | | DUCT ADAPTER | |
|  | |  | |  | |
| 8710-8021 6060 6060L 6060RL | 8710-8023 6080 6080L 6080RL 6100 6100L 6100RL | 733-218 6060 6060L 6060RL 6080 6080L | | 991-613 6060 6060L 6060RL 6080 6080L | |
| 6080RL 6100 | | 6100L 6100RL | | 6100L 6100RL | |
| LENS | | LAMP HOLDER | REFLECTOR ASY | | |
|  | |  |  | | |
| 8738-8017 6060L 6080L 6100L | 3508-2003-000 6060RL 6080RL 6100RL | 3519-0004-000 6060L 6060RL 6080L 6080RL 6100L 6100RL | 991-591 6060L 6060RL 6080L 6080RL 6100L 6100RL | | |
|    | | | | | |

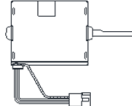
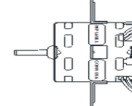
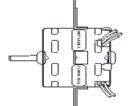


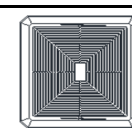
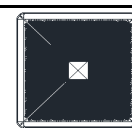
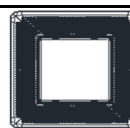
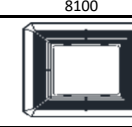

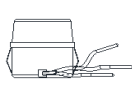
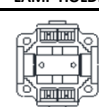
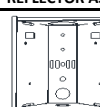

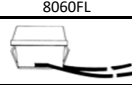




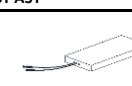
7100 SERIES

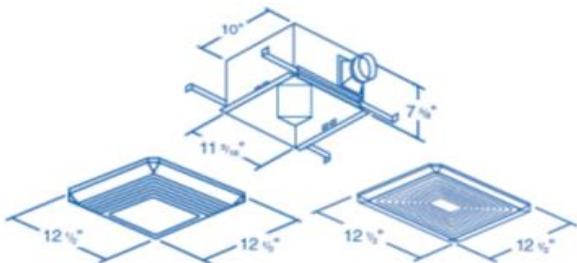
| MOTOR | | IMPELLER | | GRILLE | | GRILLE SPRINGS (2 REQ) |
|---|---------------|---|---------|--|---|---|
|  | |  | |  |  |  |
| GM7100 | GM7150 | 8710-8017 | | 991-611-W | 991-608-W | 733-218 ALL MODELS |
| 7100 | 7150 | 7100 | 7150 | 7100 | 7100FL | |
| 7100A | 7150A | 7100A | 7150A | 7100A | 7100FLH | |
| 7100FL | 7150FL | 7100FL | 7150FL | 7100H | 7100L | |
| 7100FLH | 7150FLH | 7100FLH | 7150FLH | 7100HA | 7100LA | |
| 7100H | 7150H | 7100H | 7150H | 7150 | 7100LH | |
| 7100HA | 7150HA | 7100HA | 7150HA | 7150A | 7150FL | |
| 7100L | 7150L | 7100L | 7150L | 7150HA | 7150FLH | |
| 7100LA | 7150LA | 7100LA | 7150LA | | 7150H | |
| 7100LH | 7150LH | 7100LH | 7150LH | | 7150L | |
| | | | | | 7150LA | |
| | | | | | 7150LH | |

| DUCT ADAPTER | | LENS | | LAMP HOLDER | |
|---|----------------|---|----------------------|---|--|
|  | |  | |  |  |
| 1016-0091-000 | 991-613 | 8738-8017 | 3508-2003-000 | 8695-8097 | 8504-8476 |
| 7100A | 7100 | 7100FL | 7100LA | 7100FL | 7100L |
| 7100LA | 7150FL | 7100FLH | 7150LA | 7100FLH | 7100LA |
| 7150A | 7100FLH | 7100L | | 7150FL | 7100LH |
| 7150LA | 7100H | 7100LH | | 7150FLH | 7150L |
| | 7100HA | 7150FL | | | 7150LA |
| | 7100HA | 7150FLH | | | 7150LH |
| | 7100L | 7150L | | | |
| | 7100LH | 7150LH | | | |

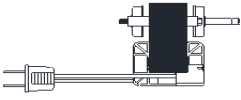
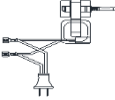


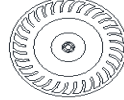



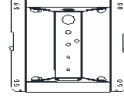






| REFLECTOR ASY | | BALLAST ASY | TIMER | HUMIDISTAT | NOTES |
|--|----------------------|--|--|---|--|
|  | |  |  |  | GM7100 AND GM7150 MOTOR/BLOWER ASSY INCLUDES IMPELLER AND MOTOR BRACKET |
| 8826-8040 | 5007-2023-000 | 1228-2002-000 | 1414-2031-000 | 1414-2032-000 | |
| 7100L | 7100FL | 7100FL | 7100FLH | 7100FLH | |
| 7100LA | 7100FLH | 7100FLH | 7100HA | 7100HA | |
| 7100LH | 7150FL | 7150FL | 7150FLH | 7150FLH | |
| 7150L | 7150FLH | 7150FLH | 7150HA | 7150HA | |
| 7150LA | | | | | |
| 7150LH | | | | | |

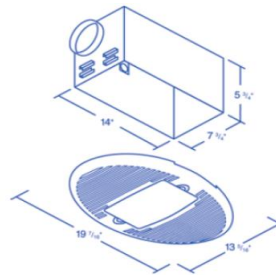


| 8000 SERIES | | | | | |
|---|---|--|---|---|---|
| MOTOR | | | | | |
|  |  |  |  | | |
| 3900-2066-000 8090 8090A 8090L 8090LA | 3900-2091-000 8060ES 8060ESA 8060FL 8060FLA 8060FLE | 8100ES 8100ESA 8100ESH 8100ESHA 8100FL | 8100FLA 8100FLE 8100FLH 8100FLHA 8100FLHE | 3900-2092-000 8080ES 8080FL 8080FLA 8080FLE 8140A | 8140ES 8140EAS 8140FL 8140FLA 8140FLE 8140LA |
| CAPACITOR | | | GRILLE | | |
|  | | |  |  |  |
| 1432-2007-000 8060ES 8060ESA 8060FL 8060FLA 8060FLE 8080ES 8080FL 8080FLA 8080FLE | | | 8100FLHE 8140A 8140ES 8140EAS 8140FL 8140FLA 8140FLE 8140LA | 991-611-W 8090 8100  991-608-W 8090L 8100L | 1016-0137-000 8060ES 8060ESA 8080ES 8090A 8100A 8100ES 8100ESA 8100ESH 8100ESHA 8140A 8140ES 8140EAS |
| 1016-0136-000 8060FL 8060FLA 8060FLE 8080FL 8080FLA 8080FLE 8090LA 8100FL 8100FLA 8100FLE 8100FLH 8100FLHA | | | 8100FLHE 8100LA 8140FL 8140FLA 8140FLE 8140LA | | |
| LENS | | LAMP HOLDER | | REFLECTOR ASY | TIMER |
|  | |  |  |  |  |
| 8738-8017 8060FL 8060FLA 8060FLE 8080FL 8080FLA 8080FLE 8090L 8090LA 8100FL 8100FLA | | 8100FLE 8100FLH 8100FLHA 8100FLHE 8100L 8100LA 8140FL 8140FLA 8140LA | 3519-0004-000 8060FL  8504-8476 8090LA 8100LA | 3519-11001-000 8060FLA 8060FLE 8080FLA 8080FLE 8100FLA 8100FLE 8100FLHA 8100FLHE 8140FLA 8140FLE 8140LA | 8695-8097 8080FL 8100FL 8100FLH 8140FL |
| | | | | 8826-8040 8060FL 8090L 8090LA 8100L 8100LA 5007-2023-000 8080FL 8100FL 8100FLH 8140FL | 1414-2031-000 8100ESH 8100ESHA 8100FLH 8100FLHA 8100FLHE |
| HUMIDISTAT | GRILLE SPRING (2 REQ) | DUCT ADAPTER | IMPELLER | BALLAST ASY | NOTES |
|  |  |  |  |  | GM7100 IS MOTOR/BLOWER ASSY INCLUDES IMPELLER AND MOTOR BRACKET |
| 1414-2032-000 8100ESH 8100ESHA 8100FLH 8100FLHA 8100FLHE | 733-218 ALL MODELS | 1016-0091-000 ALL MODELS | 8710-8017 ALL MODELS | 1228-2002-000 8060FL 8060FLA 8060FLE 8080FL 8080FLA 8080FLE 8100FL 8100FLH 8140FL | |
| | | | | 1016-11056-000 8100FLA 8100FLE 8100FLHA 8100FLHE 8140FLA 8140FLE 8140LA | |

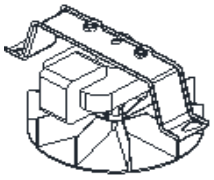
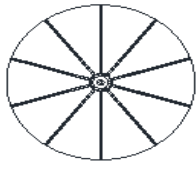
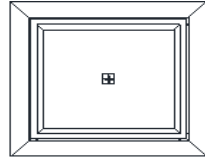
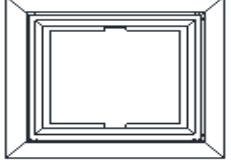

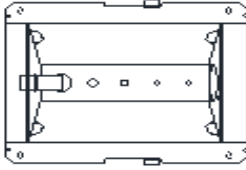



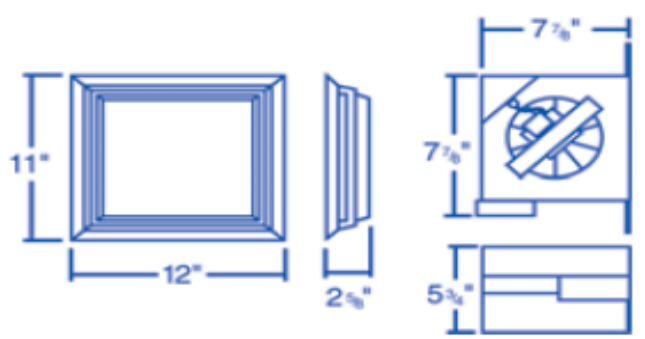
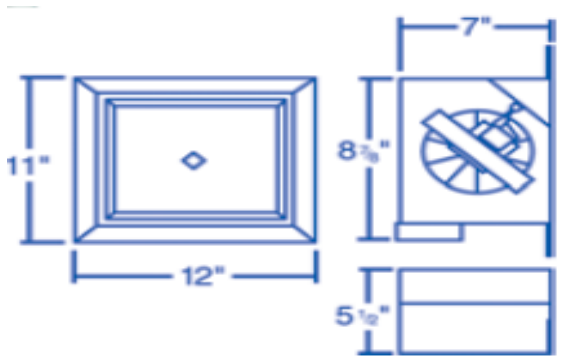
COMBINATION FANS MM698 & MM728NL

| MOTOR (EXHAUST) | | MOTOR (HEAT) | FAN | IMPELLER | | DUCT ADAPTER |
|--|---|--|--|---|---|--|
|  | |  |  |  |  |  |
| 3900-2049-000 MM728 MM728NL | 8767-8130 MM698 MM698A MM698F MM698AF MM698WC MM698WCA | 3900-2076-000 MM698 MM698A MM698F MM698AF MM698WC MM698WCA MM728 MM728NL | 8528-8052 MM698 MM698A MM698F MM698AF MM698WC MM698WCA MM728 MM728NL | 8710-8016 MM698 MM698A MM698F MM698AF MM698WC MM698WCA | 313-076 MM728 MM728NL | 991-614 MM698 MM698A MM698F MM698AF MM698WC MM698WCA MM728 MM728NL |
| GRILLE | | LENS | REFLECTOR ASY | | | ELEMENT |
|  | |  |  | | |  |
| 1016-0080-000 MM698 MM698A MM698WC MM698WCA MM728 MM728NL | 1016-0082-000 MM698F MM698AF | 3508-2002-000 MM698 MM698A MM698F MM698AF MM698WC MM698WCA MM728 MM728NL | 630-065 MM698 MM698A MM698WC MM698WCA MM728 | 630-068 MM698F MM698AF | 5007-2024-000 MM728NL | 991-497 MM698 MM698A MM698F MM698AF MM698WC MM698WCA MM728 MM728NL |
| LAMP HOLDER | | | WALL SWITCH | | BALLAST ASY | |
|  |  |  |  | |  | |
| 8695-8097 MM698F MM698AF | 8504-8476 MM728NL | 398-051 MM698 MM698A MM698WC MM698WCA MM728 | 8587-0003A MM698WC MM698WCA | 8587-8229 MM728 MM728NL | 1228-2002-000 MM698F MM698AF | |







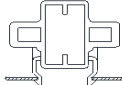
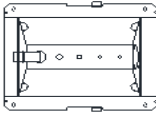


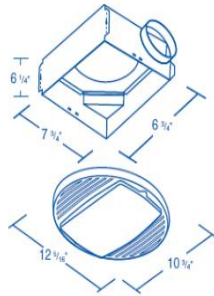



DUCTLESS BATH FANS 645 & 646






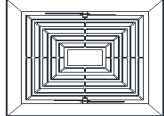
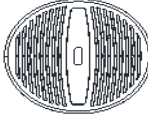
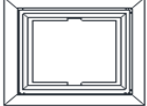

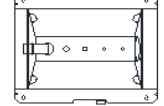
| MOTOR | IMPELLER | GRILLE | |
|---|---|--|---|
|  |  |  |  |
| GM50 645 646 | 8710-8016 645 646 | 991-337-W 645 | 357-089-W 646 |
| LAMP HOLDER | REFLECTOR ASY | LENS | FILTER |
|  |  |  | PICTURE NOT AVAILABLE |
| 398-051 646 | 8826-8039 646 | 460-010-W 646 | 8663-8052 645 646 |



ECONOMY BATH FAN/LIGHT MM6641C, MM6671C & MM6671CF

| MOTOR | | IMPELLER | GRILLE | LENS | DUCT ADAPTER |
|---|---|--|---|---|---|
|  | |  |  |  |  |
| GM50 MM6641C | GM70 MM6671C MM6671CF | 8710-8016 MM6641C MM6671C MM6671CF | 357-106-W MM6641C MM6671C MM6671CF | 3508-2002-000 MM6641C MM6671C MM6671CF | 991-615 MM6641C MM6671C MM6671CF |
| LAMP HOLDER | | REFLECTOR ASY | | BALLAST ASY | NOTES |
|  |  |  |  |  | GM50 & GM70 MOTOR/BLOWER ASSY INCLUDES IMPELLER AND MOTOR BRACKET |
| 398-051 MM6641C MM6671C | 8695-8097 MM6671CF | 991-600 MM6641C MM6671C | 630-067 MM6671CF | 1228-2002-000 MM6671CF | |
|  | |  | | | |

ECONOMY QUICK MOUNT SERIES A647, A664IC, MM647, MM648, AND MM748

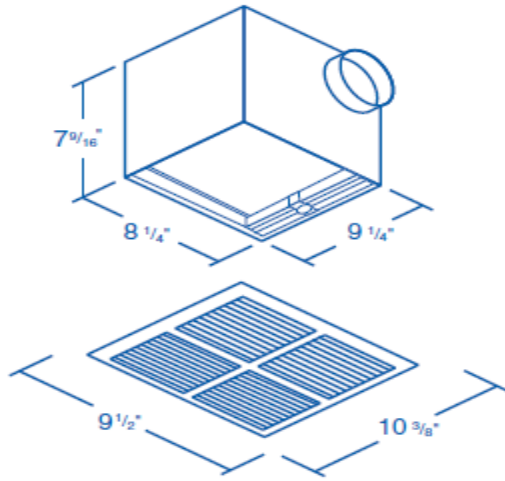
| MOTOR | | IMPELLER | DUCT ADAPTER | | LAMP HOLDER |
|---|---|---|---|---|---|
|  | |  |  |  |  |
| GM50 A647 A647A A647B A664IC MM647 MM647B MM648 | GM70 MM748 MM748H | 8710-8016 A647 A647A A647B A664IC MM647 MM647B MM648 MM748 MM748H | 991-630 A647 A647A A647B MM647 MM647B MM648 | 991-615 A664IC MM748 MM748H | 398-051 A664IC |
| GRILLE | | LENS | GRILLE SPRING (2 REQ) | REFLECTOR ASY | |
|  |  |  |  |  | |
| 991-616-W A647 A647A A647B | 2501-2053-000 MM647 MM647B MM648 MM748 MM748H | 357-116-W A664IC | 460-010-W A664IC | 733-218 A647 A647A A647B MM647 MM647B MM648 MM748 MM748H | 8826-8039 A664IC |

| | | | |
|---|---|--|---|
|  A647B |  MM647B |  A664IC |  MM648 MM748 |
|  7 13/16" 6 11/16" 3 1/4" |  7 13/16" 6 11/16" 3 1/4" |  8 1/2" 7 1/2" 6 1/2" 9" |  6 1/4" 7 1/2" 6 1/4" 12 1/2" 10 1/2" |
|  8 1/2" x 9 1/2" |  12 1/2" x 10 1/2" | | |


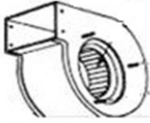
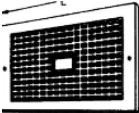

NOTE: GM50 & GM70 INCLUDE MOTOR/IMPELLER AND BRACKET

FIRE RATED VENTILATORS

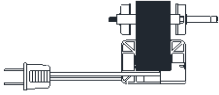
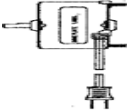

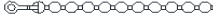
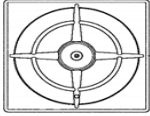

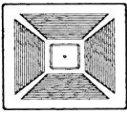


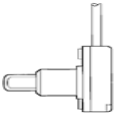

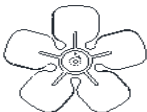







| MOTOR/BLOWER ASY | | | LIMIT | GRILLE |
|--------------------------|--------------------------|--------------------------|--|--|
| PICTURE NOT AVAILABLE | | | PICTURE NOT AVAILABLE | PICTURE NOT AVAILABLE |
| Z650FRD 650FRD | Z680FRD 680FRD | Z610FRD 610FRD | FL165 650FRD 680FRD 610FRD | 2501-2064-000 650FRD 680FRD 610FRD |



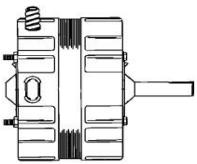
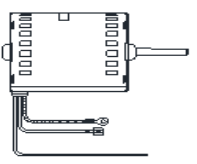
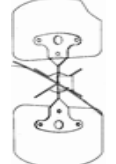

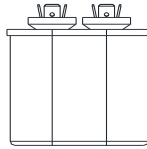
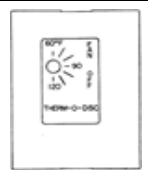
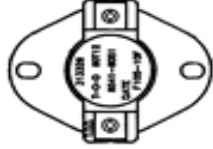



SUPER Q VENTILATORS

| MOTOR | | IMPELLER | | |
|--|------------------------|---|---|---|
|  | |  | | |
| 56343-0 CV6 | 56346-0 CV10 | 56334-0 CV6 | 56335-0 CV8 CV81 CV101 CV12 | 56367-0 CV10 |
| 56344-0 CV8 | 56347-0 CV101 | | | |
| 56345-0 CV81 | 56350-0 CV12 | | | |
| GRILLE | | | | GRILLE SPRING (2 REQ) |
|  | | | | <p style="font-size: 1.2em; margin: 0;">PICTURE NOT AVAILABLE</p> |
| 55130-1 CV6 | 55131-1 CV8 CV81 | 55132-1 CV10 | 55133-1 CV101 CV12 | 56327-0 CV6 CV8 CV81 CV10 CV101 CV12 |
|  | | | | |



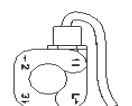


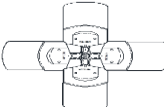
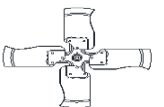
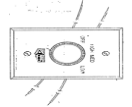
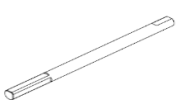

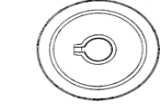
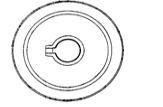





GENERAL HOME / KITCHEN FANS

| MOTOR | | GRILLE KNOB | | CHAIN | |
|---|---|--|---|---|---|
|  |  |  |  | | |
| 8767-8232 898L 899L | 8767-8233 790L 760L | 7163-9672 1047 1080 | 6412-8023 790L | 0899-0008 898L 899L 1047 760L 1080 | |
| GRILLE | | | | CONTROL KNOB | SWITCH |
|  |  |  |  |  |  |
| 8683-8323 1047 8683-8308 1080 | 8683-8062 790L* | 8683-8295 790L** 898L 760L | 8683-8320 899L | 3301-2039-000 790L | 0810-0288 899L 1047 |
| FAN | | | | NOTES | |
|  |  |  | * FRONT GRILLE 790L ** REAR GRILLE 790L | | |
| 8528-8026 898L 899L | 8528-8152 1047 1080 | 8528-8075 790L | | | |
|  |  |  | | | |
| 790L | 898L | 899L | | | |
|  |  |  | | | |
| 1047 | 760L | 1080 | | | |



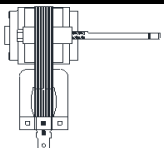

ATTIC VENTILATORS




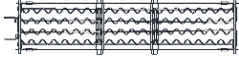







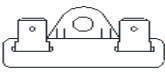

| MOTOR | | FAN BLADE | |
|--|--|---|---|
|  |  |  |  |
| 8767-8241 RV16 GV16 | 7163-9739 ASRV14 AGV14 | 8528-8041 RV16 8528-8118 GV16 | 8528-8142 ASRV14 AGV14 |
| CAPACITOR | THERMOSTAT | | |
|  |  |  | |
| 6100-8036 RV16 GV16 | 1230-8192 RV16 GV16 | 8541-8051 ASRV14 AGV14 | |
|  |  |  | |
| RV16 | ASRV14 | AGV14 & GV16 | |

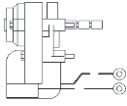
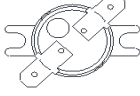
WHOLE HOUSE FANS

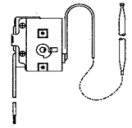
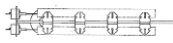
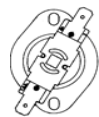
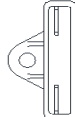
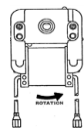
| MOTOR | | CAPACITOR | | SWITCH | SHUTTER |
|--|---|---|--|---|---|
|  | |  | |  |  |
| 7126-3441 A20DD | 7126-3436 2438 | 1432-0002-001 A20DD | 6100-8039 A24DD | 5216-2059-000 A20DD | 8862-8039 A20DD |
| 7126-3438 A24DD | 7126-3439 3038R 7126-3440 3638R | 1432-0002-004 2438 3038R | 6100-8026 3638R | | |
| FAN BLADE | | | | CONTROL ASY | SHAFT |
|  | |  |  |  |  |
| 8528-8069 A20DD | 8528-8150 A24DD 8528-8147 2438 | 8528-8148 3038R | 8528-8149 3638R | 8587-8129 A24DD 2438 3038R 8587-8133 3638R | 8856-8014 2438 3038R 3638R |
| MOTOR SHEAVE | FAN SHEAVE | | V-BELT |  <p style="color: blue; font-weight: bold; font-size: 1.2em;">2438, 3038R & 3638R</p> | |
|  |  |  | <p style="font-weight: bold;">PICTURE NOT AVAILABLE</p> | | |
| 8944-8024 2438 | 8944-8025 2438 | 8944-8026 3038R | 9707-8053 2438 | | |
| 8944-8023 3038R | | 8944-8027 3638R | 9707-8054 3038R | | |
| 8944-8022 3638R | | | 9707-8055 3638R | | |
|  | |  | | | |
|  <p style="color: blue; font-weight: bold; font-size: 1.2em;">A20DD</p> | |  <p style="color: blue; font-weight: bold; font-size: 1.2em;">A24DD</p> | | | |






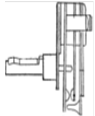
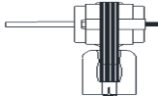



AFA SERIES (OBS)


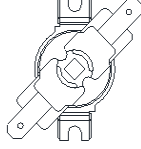
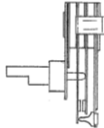
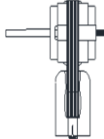


| ELEMENTS | | | | | LIMIT | | | |
|---|------------|----------------------|------------|----------------------|---|----------------------|----------------------|--|
|  | | | | |  | | | |
| 1802-2021-000 | | 1802-2021-003 | | 1802-2021-004 | | 4520-2023-000 | | |
| A1000IF | A1500IF | A1504IF | A1004IF | A2004T2B | A1000IF | A1500IFBNW | A2004IFB | |
| A1000IFA | A1500IFA | A1504IFA | A1004IFA | A2004T2BNW | A1000IFB | A1500T | A2004IFBNW | |
| A1000IFB | A1500IFB | A1504IFB | A1004IFB | A2404IF | A1000IFBNW | A1500T2B | A2004T | |
| A1000IFBNW | A1500IFBNW | A1504IFBNW | A1004IFBNW | A2404IFA | A1000T | A1500T2BNW | A2004T2B | |
| A1000T | A1500T | A1504T | A2004IF | A2404IFB | A1000T2B | A1504IF | A2004T2BNW | |
| A1000TA | A1500TA | A1504TA | A2004IFA | A2404IFBNW | A1000T2BNW | A1504IFB | A2404IF | |
| A1000T2 | A1500T2 | A1504T2 | A2004IFB | A2404T | A1004IF | A1504IFBNW | A2404IFB | |
| A1000T2B | A1500T2B | A1504T2B | A2004IFBNW | A2404TA | A1004IFB | A1504T | A2404IFBNW | |
| A1000T2BNW | A1500T2BNW | A1504T2BNW | A2004T | A2404T2 | A1004IFBNW | A1504T2B | A2404T | |
| | | | A2004TA | A2404T2B | A1500IF | A1504T2BNW | A2404T2B | |
| | | | A2004T2 | A2404T2BNW | A1500IFB | A2004IF | A2404T2BNW | |
| MOTOR | | | | | THERMOSTAT | | | |
|  | | | | |  | | | |
| 3900-2017-000 | | 3900-2017-001 | | | 5813-2001-000 | | 5813-2015-000 | |
| A0500IFA | A1000T2 | A0504IFA | A1504IF | A2004TA | A0504TA | A0504T2 | A1500T2BNW | |
| A0500IFB | A1000T2B | A0504IFB | A1504IFA | A2004T2 | A1000T | A0504T2B | A1504T2B | |
| A0500IFBNW | A1000T2BNW | A0504IFBNW | A1504IFB | A2004T2B | A1000TA | A0504T2BNW | A1504T2BNW | |
| A0750IFA | A1500IF | A0504TA | A1504IFBNW | A2004T2BNW | A1500T | A1000T2 | A2004T2 | |
| A0750IFB | A1500IFA | A0504T2 | A1504T | A2404IF | A1500TA | A1000T2B | A2004T2B | |
| A0750IFBNW | A1500IFB | A0504T2B | A1504TA | A2404IFA | A1504T | A1000T2BNW | A2004T2BNW | |
| A1000IF | A1500IFBNW | A0504T2BNW | A1504T2 | A2404IFB | A1504TA | A1500T2 | A2404T2B | |
| A1000IFA | A1500T | A0754IFA | A1504T2B | A2404IFBNW | A1504T2 | A1500T2B | A2404T2BNW | |
| A1000IFB | A1500TA | A0754IFB | A1504T2BNW | A2404T | A2004T | | | |
| A1000IFBNW | A1500T2 | A0754IFBNW | A2004IF | A2404TA | A2004TA | | | |
| A1000T | A1500T2B | A1004IF | A2004IFA | A2404T2 | A2404T | | | |
| A1000TA | A1500T2BNW | A1004IFA | A2004IFB | A2404T2B | A2404TA | | | |
| | | A1004IFB | A2004IFBNW | A2404T2BNW | A2404T2 | | | |
| | | A1004IFBNW | A2004T | | | | | |











| CRA SERIES | | | | | | | | | | | | | | | |
|---|---|---|---|--|-----------------------|----------------------|---|---|----------------------|--|--|--|--|--|--|
| KNOB | | GRILLE | LIGHT | | | | ELEMENT | | | | | | | | |
|  | |  |  | | | |  | | | | | | | | |
| 3301-2039-002 | | 2501-2065-000 | 3510-2017-000 | 3510-2017-001 | 3510-2017-002 | 3510-2017-003 | 1802-2124-005 | 1802-2124-000 | 1802-2124-003 | | | | | | |
| C1012T2 | C1012T2AA | C1512IFB | C1012IF | C1024IF | C1512IFAB | C1024IFAB | C1024IF | C1512IF | C1012IFA | | | | | | |
| C1024T2 | C1512T2AA | C1512T2B | C1012T2 | C1024T2 | C1512T2AB | C1024T2AB | C1024T2 | C1512T2 | C1012T2A | | | | | | |
| C1512T2 | C1012T2AB | C2024IFB | C1512IF | C1524IF | C1512IFB | C1524IFAB | C2024IF | C1512IFA | 1802-2124-001 | | | | | | |
| C1524T2 | C1024T2AB | C2024T2B | C1512T2 | C1524T2 | C1512T2B | C1524T2AB | C2024T2 | C1512T2A | C2028IFA | | | | | | |
| C2024T2 | C1512T2AB | C2028IFB | C1012IFA | C2024IF | C1512IFC | C2024IFAB | C1024IFA | 1802-2124-002 | C2028T2A | | | | | | |
| C2028T2 | C1524T2AB | C2224IFB | C1012T2A | C2024T2 | C1512T2C | C2024T2AB | C1024T2A | C2224IFA | 1802-2127-000 | | | | | | |
| C2224T2 | C2024T2AB | C2224T2B | C1512IFA | C2028IF | | C2028IFAB | C2024IFA | C2224T2A | C1512IFB | | | | | | |
| C1012T2A | C2224T2AB | C1512IFC | C1512T2A | C2028T2 | | C2224IFAB | C2024T2A | C2024T2A | C1512T2B | | | | | | |
| C1024T2A | C1512T2B | C1512T2C | C1012IFAA | C2224IF | | C2224T2AB | 1802-2127-002 | C2024IFB | C1512IFC | | | | | | |
| C1512T2A | C2024T2B | C2024IFC | C1012T2AA | C2224T2 | | C2024IFB | C2224IFB | C2024T2B | C1512T2C | | | | | | |
| C1524T2A | C2224T2B | C2024T2C | C1512IFAA | C1024IFA | | C2024T2B | C2224T2B | C2024IFC | 1802-2127-001 | | | | | | |
| C2024T2A | C1512T2C | C2028IFC | C1512T2AA | C1024T2A | | C2028IFB | C2224IFC | C2024T2C | C2028IFB | | | | | | |
| C2028T2A | C2024T2C | C2224IFC | C1012IFAB | C1524IFA | | C2224IFB | C2224T2C | C2224T2C | C2028IFC | | | | | | |
| C2224T2A | C2224T2C | C2224T2C | C1012T2AB | C1524T2A | | C2224T2B | MODELS NOT LISTED ARE OBSOLETE | | | | | | | | |
| | | | | C2024IFA | | C2024IFC | | | | | | | | | |
| | | | | C2024T2A | | C2024T2C | | | | | | | | | |
| | | | | C2028IFA | | C2028IFC | | | | | | | | | |
| | | | | C2028T2A | | C2224IFC | | | | | | | | | |
| | | | | C2224IFA | | C2224T2C | | | | | | | | | |
| | | | | C2224T2A | | | | | | | | | | | |
| | | | | | | | | | | | | | | | |
| FAN BLADE | MOTOR | | | HI LIMIT | | | | CLIP N FIT BOARD | | | | | | | |
|  |  | | |  | | | |  | | | | | | | |
| 1210-2008-000 ALL MODELS | 3900-2017-000 | 3900-2017-001 | 3900-2035-000 | 4520-11007-000 | 4520-11007-001 | 4520-2059-000 | | | 1249-2005-000 | | | | | | |
| | C1012IF | C1024IF | C2028IF | C1512IFC | C2024IFC | C1012IF | C2024IF | C2224IFA | C1512IFB | | | | | | |
| | C1012T2 | C1024T2 | C2028T2 | C1512T2C | C2024T2C | C1012T2 | C2024T2 | C2224T2A | C1512T2B | | | | | | |
| | C1512IF | C1524IF | C2224IF | | C2028IFC | C1512IF | C1024IFA | C2028IFAB | C2024IFB | | | | | | |
| | C1512T2 | C1524T2 | C2224T2 | | C2224IFC | C1512T2 | C1024T2A | C2224IFAB | C2024T2B | | | | | | |
| | C1012IFA | C2024IF | C2028IFA | | C2224T2C | C1012IFA | C1524IFA | C2224T2AB | C2028IFB | | | | | | |
| | C1012T2A | C2024T2 | C2028T2A | | | C1012T2A | C1524T2A | C2028IFB | C2224IFB | | | | | | |
| | C1512IFA | C1024IFA | C2224IFA | | | C1512IFA | C2024IFA | C2224IFB | C2224T2B | | | | | | |
| | C1512T2A | C1024T2A | C2224T2A | | | C1512T2A | C2024T2A | C2224T2B | C1512IFC | | | | | | |
| | C1012IFAA | C1524IFA | C2028IFAB | | | C1012IFAA | C1024IFAB | | C1512T2C | | | | | | |
| | C1012T2AA | C1524T2A | C2224IFAB | | | C1012T2AA | C1024T2AB | | C2024IFC | | | | | | |
| | C1512IFAA | C2024IFA | C2224T2AB | | | C1512IFAA | C1524IFAB | | C2024T2C | | | | | | |
| | C1512T2AA | C2024T2A | C2028IFB | | | C1512T2AA | C1524T2AB | | C2028IFC | | | | | | |
| | C1012IFAB | C1024IFAB | C2224IFB | | | C1012IFAB | C2024IFAB | | C2224IFC | | | | | | |
| | C1012T2AB | C1024T2AB | C2224T2B | | | C1012T2AB | C2024T2AB | | C2224T2C | | | | | | |
| | C1512IFAB | C1524IFAB | C2028IFC | | | C1512IFAB | C2024IFB | | | | | | | | |
| | C1512T2AB | C1524T2AB | C2224IFC | | | C1512T2AB | C2024T2B | | | | | | | | |
| | C1512IFB | C2024IFAB | C2224T2C | | | C1512IFB | C2028IF | | | | | | | | |
| | C1512T2B | C2024T2AB | | | | C1512T2B | C2028T2 | | | | | | | | |
| | C1512IFC | C2024IFB | | | | C1024IF | C2224IF | | | | | | | | |
| | C1512T2C | C2024T2B | | | | C1024T2 | C2224T2 | | | | | | | | |
| | | C2024IFC | | | | C1524IF | C2028IFA | | | | | | | | |
| | | C2024T2C | | | | C1524T2 | C2028T2A | | | | | | | | |
| THERMOSTAT | THERMAL FUSE | | |  | | | | | | | | | | | |
|  |  |  | | | | | | | | | | | | | |
| 410130001 | 5813-2090-000 | 4520-2030-000 | |  | | | | | | | | | | | |
| C1012T2 | C1012T2AB | C1012IFAA | C1512IFB | | | | | | | | | | | | |
| C1512T2 | C1512T2AB | C1012T2AA | C1512T2B | | | | | | | | | | | | |
| C1012T2A | C1512T2B | C1512IFAA | C2024IFB | | | | | | | | | | | | |
| C1512T2A | C1512T2C | C1512T2AA | C2024T2B | | | | | | | | | | | | |
| C1012T2AA | C1024T2AB | C1012IFAB | C2028IFB | | | | | | | | | | | | |
| C1512T2AA | C1524T2AB | C1012T2AB | C2224IFB | | | | | | | | | | | | |
| C1024T2 | C2024T2AB | C1512IFAB | C2224T2B | | | | | | | | | | | | |
| C1524T2 | C2024T2B | C1512T2AB | C1512IFC | | | | | | | | | | | | |
| C2024T2 | C2024T2C | C1024IFAB | C1512T2C | | | | | | | | | | | | |
| C1024T2A | C2224T2AB | C1024T2AB | C2024IFC | | | | | | | | | | | | |
| C1524T2A | C2224T2B | C1524IFAB | C2024T2C | | | | | | | | | | | | |
| C2024T2A | C2224T2C | C1524T2AB | C2028IFC | | | | | | | | | | | | |
| C2028T2 | | C2024IFAB | C2224IFC | | | | | | | | | | | | |
| C2224T2 | | C2024T2AB | C2224T2C | | | | | | | | | | | | |
| C2028T2A | | C2024IFB | | | | | | | | | | | | | |
| C2224T2A | | C2024T2B | | | | | | | | | | | | | |
| | | C2028IFAB | | | | | | | | | | | | | |
| | | C2224IFAB | | | | | | | | | | | | | |
| | | C2224T2AB | | | | | | | | | | | | | |

| QVP | | | | | |
|---|------------|---------------------|------------|---|------------|
| MOTOR | | | | LIMIT | |
|  | | | |  | |
| 42528-052-01 | | 42528-052-02 | | 4520-2025-000 | |
| VP1222 | VP1222I | VP2022 | VP2022I | VP1222C | VP2022IC |
| VP1222A | VP1222IB | VP2022A | VP2022IB | VP1222CNW | VP2022ICNW |
| VP1222AI | VP1222IBP | VP2022AI | VP2022IBP | VP1222IC | VP2422C |
| VP1222B | VP1222IC | VP2022B | VP2022IC | VP1222ICNW | VP2422CNW |
| VP1222C | VP1222ICNW | VP2022C | VP2022ICNW | VP2022C | VP2422IC |
| VP1222CNW | | VP2022CNW | | VP2022CNW | VP2422ICNW |

| A2500 | | | | | |
|---|---|---|---|-----------------------|---|
| THERMOSTAT | ELEMENT | LIMIT | THERMAL FUSE | GRILLE | MOTOR |
|  |  |  |  | PICTURE NOT AVAILABLE |  |
| 1230-8232 | 6101-8752 | 8541-8056 | 8671-8037 | 8683-8272 | 8767-8036 |
| A2515T | A2530T | A2515T | A2515T | A2515T | A2515T |
| A2520T | | A2520T | A2520T | A2520T | A2520T |
| A2530T | | A2530T | A2530T | A2530T | A2530T |
| A2540T | | A2540T | A2540T | A2540T | A2540T |
| A2548T | | A2548T | A2548T | A2548T | A2548T |

| 1235 & 2435 SERIES (OBS) | | | | | |
|---|---|---|--|---|---|
| SCREEN | | KNOB | FACE PLATE | LIMIT |  |
|  | |  |  |  | |
| 1235-0037 1235 2435 | 8850-8046 1235P 2435P | 3301-2047-000 ALL MODELS | 4503-2094-000 ALL MODELS | 8541-8054 ALL MODELS | |
| THERMOSTAT | MOTOR | FAN BLADE | ELEMENT | THERMAL FUSE | |
|  |  |  |  |  | |
| 1230-8194 ALL MODELS | 1235-0007 ALL MODELS | 1235-0008 ALL MODELS | 6101-8741 ALL MODELS | 8671-8036 2435 2435P | |

| B2400 SERIES (OBS) | | | |
|---|---------------------------|---|---|
| ELEMENT | | LIMIT | THERMOSTAT |
|  | |  |  |
| 6101-8741 B2451 | 6101-8742 B2452 | 8541-8055 ALL MODELS | 1230-8206 ALL MODELS |
| MOTOR | | FAN BLADE | THERMAL FUSE |
|  | |  |  |
| 8767-8035 B2451 | 8767-8036 B2452 | 991-313 ALL MODELS | 8671-8037 B2452 |

| CWH2000 | | | | | | | | |
|--|---|---|--|---|---|---|--|---|
| ELEMENT | | | | | | | BLADE | |
|  | | | | | | |  | |
| 302023801 CWH2101 CWH2101A CWH2101B CWH2101BWW CWH2101DS CWH2101DSB CWH2101DSBWW CWH2101DF | 302023802 CWH2151 CWH2151A CWH2151B CWH2151BWW CWH2151DS CWH2151DSB CWH2151DSBWW CWH2151F | 302023803 CWH2157 CWH2157A CWH2157B CWH2157BWW CWH2157DSBWW CWH2157F | 302023804 CWH2208 CWH2208A CWH2208B CWH2208BWW CWH2208SBNW CWH2208F | 302023805 CWH2202 CWH2202A CWH2202B CWH2202BWW CWH2202DS CWH2202DSB CWH2202DSBWW CWH2202F | 302023806 CWH2207 CWH2207A CWH2207B CWH2207BWW CWH2207DS CWH2207DSBWW CWH2207F | 302023808 CWH2201 CWH2201A CWH2201B CWH2201BLT CWH2201BWW CWH2201DS CWH2201DSB CWH2201DSBWW CWH2201F | 490061001 ALL MODELS | |
| MOTOR | | | | THERMOSTAT | | | | KNOB |
|  | | | |  | | | |  |
| 490062001 CWH2101 CWH2101A CWH2101B CWH2101BWW CWH2101DS CWH2101DSB CWH2101DSBWW CWH2101F CWH2151 CWH2151A CWH2151B CWH2151BWW CWH2151DS | CWH2151DSB CWH2151DSBWW CWH2151F CWH2201 CWH2201A CWH2201B CWH2201BLT CWH2201BWW CWH2201DS CWH2201DSB CWH2201DSBWW CWH2201F | 490062002 CWH2208 CWH2208A CWH2208B CWH2208BWW CWH2208SBNW CWH2208F | 490062003 CWH2202 CWH2202A CWH2202B CWH2202BWW CWH2202DS CWH2202DSB CWH2202DSBWW CWH2202F | 490062004 CWH2257 CWH2257A CWH2257B CWH2257BWW CWH2257F CWH2207 CWH2207A CWH2207B CWH2207BWW CWH2207DS CWH2207DSB CWH2207DSBWW CWH2207F | 5813-2001-000 CWH2101 CWH2101A CWH2101B CWH2101BWW CWH2101DS CWH2101DSB CWH2101DSBWW CWH2101F CWH2151 CWH2151A CWH2151B CWH2151BWW CWH2151DS CWH2151DSB CWH2151DSBWW CWH2151F CWH2157 CWH2157A CWH2157B CWH2157BWW CWH2157DSBWW CWH2157F | CWH2202 CWH2202A CWH2202B CWH2202BWW CWH2202DS CWH2202DSB CWH2202DSBWW CWH2202F CWH2207 CWH2207A CWH2207B CWH2207BWW CWH2207DS CWH2207DSB CWH2207DSBWW CWH2207F CWH2208 CWH2208A CWH2208B CWH2208BWW CWH2208DSBWW CWH2208F | 5813-2022-000 CWH2201 CWH2201A CWH2201B CWH2201BWW CWH2201DS CWH2201DSB CWH2201DSBWW CWH2201F | 3301-2001-000 MODELS W/THERMOSTAT |
| FAN DELAY | | LIMIT | | MANUAL RESET | LIGHT | | DISCONNECT SW | |
|  | |  | |  |  | |  | |
| 410074000 CWH2101 CWH2101B CWH2101BWW CWH2101DS CWH2101DSB CWH2101DSBWW CWH2101F CWH2151 CWH2151B CWH2151BWW CWH2151DS CWH2151DSB CWH2151DSBWW CWH2151F CWH2157 CWH2157B CWH2157BWW CWH2157DSBWW CWH2157F CWH2201 CWH2201B CWH2201BLT CWH2201BWW | CWH2201DSB CWH2201DSBWW CWH2202 CWH2202B CWH2202BWW CWH2202DS CWH2202DSB CWH2202DSBWW CWH2202F CWH2207 CWH2207B CWH2207BWW CWH2207DS CWH2207DSB CWH2207DSBWW CWH2208 CWH2208A CWH2208B CWH2208BWW CWH2208DSBWW CWH2208F | 1414-2009-000 CWH2101A CWH2101DS CWH2151A CWH2151DS CWH2157A CWH2201A CWH2201DS CWH2202A CWH2202DS CWH2207A CWH2207DS CWH2208A | 410143000 CWH2101 CWH2101B CWH2101BWW CWH2101DS CWH2101DSB CWH2101DSBWW CWH2151 CWH2151B CWH2151BWW CWH2151DS CWH2151DSB CWH2151DSBWW CWH2151F CWH2157 CWH2157B CWH2157BWW CWH2157DSBWW CWH2201F CWH2208 CWH2208B CWH2208BWW CWH2208DSBWW CWH2208F | CWH2201DSB CWH2201DSBWW CWH2201F CWH2202 CWH2202B CWH2202BWW CWH2202DS CWH2202DSB CWH2202DSBWW CWH2207 CWH2207B CWH2207BWW CWH2207DS CWH2207DSB CWH2207DSBWW CWH2208 CWH2208A | 4520-11016-000 CWH2101A CWH2101DS CWH2151A CWH2157A CWH2201A CWH2201DS CWH2202A CWH2202DS CWH2207A CWH2207DS CWH2208A | 3510-2008-002 CWH2157B CWH22157BWW CWH2202B CWH2202BWW CWH2202DS CWH2202DSB CWH2202DSBWW CWH2207B CWH2207BWW CWH2207DS CWH2207DSB CWH2207DSBWW CWH2208B CWH2208BWW CWH2208DSBWW | 3510-2008-003 CWH2101B CWH22101BWW CWH22101DS CWH22101DSB CWH22101DSBWW CWH22151B CWH22151BWW CWH22151DS CWH22151DSB CWH22151DSBWW CWH2201B CWH2201BLT CWH2201BWW CWH2201DS CWH2201DSB CWH2201DSBWW | 410170001 CWH2101DS CWH2101DSB CWH2101DSBWW CWH2151DS CWH2151DSB CWH2151DSBWW CWH2201DS CWH2201DSB CWH2201DSBWW CWH2202DS CWH2202DSB CWH2202DSBWW CWH2207DS CWH2207DSB CWH2207DSBWW CWH2208DSBWW |

| CU-A & CU-B OBSOLETE | | | | | | | |
|----------------------|------|---|---------------|--------------------|---------------|----------------------|---------------|
| MODEL CU-B | | PART NUMBER | | | | | |
| CABINET SERIES | QTY. | FINTUBE HEATING ELEMENT (RETANGULAR ALUMINUM FIN) | | | | FILTERS A & B MODELS | |
| | | 208V | 240V | 277V & 480V 4-WIRE | 480V 3-WIRE | THROWAWAY | REUSABLE |
| 1200 | 2 | | | | | | |
| 1300 | 3 | | | | | | |
| 1400 | 4 | 1802-0103-001 | 1802-0103-002 | 1802-0103-003 | 1802-0103-004 | 2010-7008-001 | 2010-7009-001 |
| 1500 | 5 | | | | | | |
| 1600 | 6 | | | | | | |
| 2200 | 2 | | | | | | |
| 2300 | 3 | | | | | | |
| 2400 | 4 | 1802-0103-005 | 1802-0103-006 | 1802-0103-007 | 1802-0103-008 | 2010-7008-002 | 2010-7009-002 |
| 2500 | 5 | | | | | | |
| 2600 | 6 | | | | | | |
| 3200 | 2 | | | | | | |
| 3300 | 3 | | | | | | |
| 3400 | 4 | 1802-0103-009 | - | 1802-0103-011 | 1802-0103-012 | 2010-7008-003 | 2010-7009-003 |
| 3500 | 5 | | | | | | |
| 3600 | 6 | | | | | | |
| 4200 | 2 | | | | | | |
| 4300 | 3 | | | | | | |
| 4400 | 4 | - | 1802-0103-014 | - | 1802-0103-016 | 2010-7008-004 | 2010-7009-004 |
| 4500 | 5 | | | | | | |
| 4600 | 6 | | | | | | |
| 5200 | 2 | | | | | | |
| 5300 | 3 | | | | | | |
| 5400 | 4 | - | - | - | - | 2010-7008-005 | 2010-7009-005 |
| 5500 | 5 | | | | | | |
| 5600 | 6 | | | | | | |

| MODELS CU-A & CU-B | | | | | | | |
|--------------------|---------------|---------------|-----------------|---------------|---------------|----------------|-----------------|
| CABINET SERIES | PART NUMBER | | | | | HIGH LIMIT | |
| | BLOWER WHEEL | SHAFT | BEARINGS (2 EA) | COUPLING | FAN MOTOR | ALL EXCEPT CUI | CUI MODELS ONLY |
| 1200-1600 | 6406-7001-001 | - | - | - | 3900-0558-000 | 4520-0011-007 | - |
| 2200-2600 | 6406-7001-001 | - | - | - | 3900-0559-000 | 4520-0011-007 | - |
| 3200-3600 | 6406-7001-002 | 5217-7007-001 | 2011-7017-000 | 1410-7003-001 | 3900-0563-000 | - | 4520-0011-009 |
| 4200-4600 | 6406-7001-002 | 5217-7007-002 | 2011-7017-000 | 1410-7003-001 | 3900-0563-000 | - | 4520-0011-009 |
| 5200-5600 | 6406-7001-002 | 5217-7007-003 | 2011-7017-000 | 1410-7003-001 | 3900-0563-000 | - | 4520-0011-009 |

| PARTS COMMON TO ALL MODELS | | | CIRCUIT BREAKERS | | | | | |
|--|---------------|----------------|------------------|------|---------------|----|---------------|--|
| DESCRIPTION | PART NUMBER | VOLTAGE RATING | NUMBER OF POLES | AMPS | PART NUMBERS | | | |
| FAN RELAY: | | | | | | | | |
| 24V | CUBFDRK24 | 240V | 2 | 15 | 4520-7009-014 | | | |
| 120V | CUBFDRK120 | | | 20 | 4520-7009-015 | | | |
| 240V | CUBFDRK240 | | | 25 | 4520-7009-016 | | | |
| SELECTOR SWITCH | 5216-0302-000 | | | 30 | 4520-7009-017 | | | |
| THERMOSTAT | - | | | 35 | 4520-7009-018 | | | |
| STEP-DOWN TRANSFORMER | 5814-7013-003 | | | 40 | 4520-7009-019 | | | |
| BUCK-BOOST TRANSFORMER | 490015007 | | | 45 | 4520-7009-020 | | | |
| SUMMER FAN SWITCH | 5216-0302-000 | | | 50 | 4520-7009-021 | | | |
| | | | | 60 | 4520-7009-022 | | | |
| *CONTACTORS, CU-B | | | | 15 | 4520-7009-008 | | | |
| 2 POLE/30 AMP, 24V HOLDING COIL | 5018-0003-000 | 240V | 3 | 20 | 4520-7009-004 | | | |
| 2 POLE/30 AMP, 120V HOLDING COIL | 5018-0003-001 | | | 25 | 4520-7009-010 | | | |
| 2 POLE/30 AMP, 208V/240V HOLDING COIL | 5018-0003-002 | | | 30 | 4520-7009-005 | | | |
| 3 POLE/ 35 AMP, 24V HOLDING COIL | 5018-0005-004 | | | 35 | 4520-7009-011 | | | |
| 3 POLE/ 35 AMP, 120V HOLDING COIL | 5018-0005-005 | | | 40 | 4520-7009-006 | | | |
| 3 POLE/ 35 AMP, 208V/240V HOLDING COIL | 5018-0005-006 | | | 45 | 4520-7009-012 | | | |
| *CONTACTORS, CU-A | | | | 50 | 4520-7009-001 | | | |
| 2 POLE/30 AMP, 24V HOLDING COIL | 5018-0004-100 | | | 60 | 4520-7009-007 | | | |
| 2 POLE/30 AMP, 120V HOLDING COIL | 5018-0004-101 | | | 480V | 2 | 15 | 4520-7008-013 | |
| 2 POLE/30 AMP, 208V/240V HOLDING COIL | 5018-0004-102 | | | | | 20 | 4520-7008-014 | |
| 3 POLE/ 50 AMP, 24V HOLDING COIL | 5018-0006-000 | 25 | 4520-7008-015 | | | | | |
| 3 POLE/ 50 AMP, 120V HOLDING COIL | 5018-0006-001 | 30 | 4520-7008-016 | | | | | |
| 3 POLE/ 50 AMP, 208V/240V HOLDING COIL | 5018-0006-002 | 35 | 4520-7008-017 | | | | | |
| | | 40 | 4520-7008-018 | | | | | |
| | | 50 | 4520-7008-020 | | | | | |
| | | 60 | 4520-7008-021 | | | | | |
| | | 15 | 4520-7008-005 | | | | | |
| | | 20 | 4520-7008-006 | | | | | |
| | | 25 | 4520-7008-008 | | | | | |
| | | 30 | 4520-7008-001 | | | | | |
| | | 35 | 4520-7008-009 | | | | | |
| | | 40 | 4520-7008-007 | | | | | |

Reference Data

HOW TO ORDER

RATING SERIES PRODUCT NUMBERS

The last group of four numbers describe the Unit Size, Heating Capacity Voltage Rating and Type of Control:

Number of Fans and Cabinet Series are indicated by the first number.

- 1 - One Fan Series 1000 Cabinet
- 2 - Two Fans Series 2000 Cabinet
- 3 - Three Fans Series 3000 Cabinet
- 4 - Four Fans Series 4000 Cabinet
- 5 - Five Fans Series 5000 Cabinet

Number of Fintube Heating Elements and the corresponding Unit Heating Capacity are indicated by the second number.

| | Cabinet Series | | | | |
|-----------|----------------|--------|--------|--------|---------|
| | 1000 | 2000 | 3000 | 4000 | 5000 |
| 2 Element | 2.0kW | 4.0kW | 5.3kW | 6.7kW | 8.0kW |
| 3 Element | 3.0kW | 6.0kW | 8.0kW | 10.0kW | 12.0kW |
| 4 Element | 4.0kW | 8.0kW | 10.7kW | 13.3kW | 16.0kW |
| 5 Element | 5.0kW | 10.0kW | 13.3kW | 16.7kW | 20.0kW* |
| 6 Element | 6.0kW | 12.0kW | 16.0kW | 20.0kW | 24.0kW* |

Not available in all voltages. See table on page 2.

Electric Power Supply for the heating Circuit is indicated by the third number as follows:

- 1 - 208V Single Phase
- 2 - 208V Three Phase
- 3 - 240V Single Phase
- 4 - 240V Three Phase
- 5 - 277V Single Phase
- 6 - 480V Three Phase 4 Wire
- 7 - 480V Three Phase 3 Wire
- 8 - 347V Single Phase
- 9 - 600V Three Phase

Control Supply and Circuit are defined by the fourth number.

NOTE: A thermostat either integral or remote, must be used for proper operation of heater.

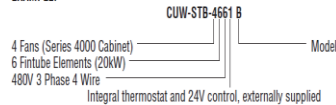
| Thermostat | Voltage | Supply | For Use Only With Models | |
|------------|----------|----------|--------------------------|---------------|
| 0- | Integral | 120 | External | CUC, CUF, CUW |
| 1- | Integral | 24 | External | CUC, CUF, CUW |
| 2- | Integral | 208/240* | Internal | CUC, CUF, CUW |
| 3- | Remote | 120 | External | All Models |
| 4- | Remote | 24 | External | All Models |
| 5- | Remote | 208/240* | Internal | All Models |
| 6- | Remote | 24 | Internal | All Models |
| 7- | Remote | 120 | Internal | All Models |
| 8- | Integral | 24 | Internal | CUC, CUF, CUW |
| 9- | Integral | 120 | Internal | CUC, CUF, CUW |

*Control Voltage is 208 VAC on units with 208 VAC Heating Circuit.



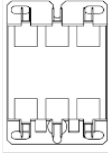
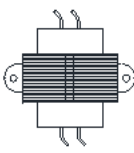

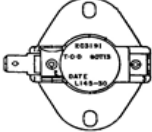
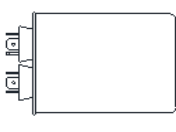
MODEL LETTER

The letter "B" at the end of the catalog number designates the unit as a "B" model.







EXAMPLE:



VUH & VUH-A

| BLADE | | RELAY | | TRANSFORMER | |
|---|---|---|---|------------------|--|
|  |  |  |  | | |
| 490020000 | 5018-0005-006 | 5018-0006-002 | 490015018 | 490015008 | |
| H2520 | H1020A | H1048A | H1034A | H5048 | |
| H2524 | H1024A | H1555A | H1534A | H5055 | |
| H2548 | H1027A | H1560A | 490015019 | 490015012 | |
| H2555 | H1034A | H2020 | H2034 | H2060 | |
| H2560 | H1048A | H2024 | 490015021 | H2560 | |
| H3020 | H1055A | H2027 | H1060A | H3060 | |
| H3024 | H1060A | H2034 | H1560A | H4060 | |
| H3048 | H1520A | H2048 | 490015005 | 490015015 | |
| H3055 | H1524A | H2055 | H2027 | H5060 | |
| H3060 | H1527A | H2060 | H4020 | | |
| H4020 | H1534A | | H4024 | | |
| H4024 | | | H4048 | | |
| H4048 | | | H4055 | | |
| H4055 | | | H5020 | | |
| H4060 | | | H5024 | | |
| | | | H5060 | | |
| LIMIT | FAN DELAY | CAPACITOR | | | |
|  |  |  | | | |
| 410029000 | 410126000 | 1432-0002-003 | | | |
| ALL MODELS | ALL MODELS | ALL MODELS | | | |

| KD/KS | | | |
|---|---------------|---------------|---------------|
| UNIT SIZE | PART NUMBER | | |
| | 208V | 240V | 277V |
| ELEMENTS (AFTER 1993) (250 WATTS/FT. - SEE NOTE 1) | | | |
| 24" CABINET | 1802-2016-001 | 1802-2016-003 | 1802-2016-003 |
| 36" CABINET | 1802-2016-009 | 1802-2016-010 | 1802-2016-011 |
| 48" CABINET | - | 1802-2016-024 | 1802-2016-024 |
| REPAIR PARTS (AFTER 1993) | | | |
| DISCRIPTION | | PART NUMBER | |
| SPOT HIGH LIMIT | | 410027000 | |
| OPT. THERMOSTAT, 1-POLE | | 410112000 | |
| OPT. THERMOSTAT, 2-POLE | | 410113000 | |
| OPTIONAL RELAY (PRIOR TO 1993) (SEE NOTE 2) | | | |
| IDENTIFICATION NUMBER ON RELAY | | PART NUMBER | |
| 134-60103-301 (24V) | | 5018-2006-000 | |
| 134-60203-301 (120V) | | 5018-2021-001 | |
| 134-60303-301 (208V/240V) | | 5018-2006-002 | |
| 134-62303-301 (277V) | | 5018-2006-003 | |
| NOTE 1: 500W/FT. UNITS REQUIRE 2 ELEMENTS. 750W/FT. UNITS REQUIRE 3 ELEMENTS. 1000W/FT. UNITS REQUIRE 4 ELEMENTS. | | | |
| NOTE 2: WITH SUFFIX "R" ADDED TO CATALOG NUMBER. | | | |

| QDB SERIES | | | | |
|---|---------------|--|---|---------------|
|  | | | | |
| DISCRIPTION | PART NUMBERS | | | |
| | 120V | 208V | 240V | 277V |
| *ELEMENT (100 WATTS/FT) | | | | |
| 38" | 1802-2016-014 | 1802-2016-006 | 1802-2016-007 | 1802-2016-015 |
| 50" | 1802-2016-016 | 1802-2016-017 | 1802-2016-018 | 1802-2016-019 |
| 62" | 1802-2016-026 | 1802-2016-027 | 1802-2016-028 | 1802-2016-029 |
| *ELEMENT (188 WATTS/FT) | | | | |
| 38" | 1802-2016-012 | 1802-2016-010 | 1802-2016-011 | 1802-2016-013 |
| 50" | 1802-2016-020 | 1802-2016-024 | 1802-2016-025 | 1802-2016-021 |
| 62" | 1802-2016-030 | 1802-2016-034 | 1802-2016-035 | 1802-2016-031 |
|  | |  |  | |
| LINEAR LIMIT | | TERMINAL BOX COVER | ELEMENT HANGER CLIP | |
| 38" | 410122003 | 310527001 | 402020000 | |
| 50" | 410122004 | | | |
| 62" | 410122005 | | | |
|  | |  | | |
| FRONT COVER | | TOP GRILLE ASSEMBLY | | |
| 38" | 310124008 | 38" | 310817903 | |
| 50" | 310124009 | 50" | 310817904 | |
| 62" | 310124010 | 62" | 310817905 | |










ADB, APH, & ASH SERIES



| DISCRPTION | PART NUMBERS | | | | | |
|--------------------------------|---------------|---------------|---------------|---------------|---------------|---------------|
| | 120V | 208V | 240V | 277V | 347V | 600V |
| *ELEMENT (125 WATTS/FT) | | | | | | |
| 28" HEATER | 1802-2001-085 | 1802-2001-086 | 1802-2001-048 | 1802-2001-049 | NA | NA |
| 3' | 1802-2001-087 | 1802-2001-088 | 1802-2001-054 | 1802-2001-055 | 1802-2001-220 | NA |
| 4' | 1802-2001-089 | 1802-2001-090 | 1802-2001-060 | 1802-2001-061 | 1802-2001-230 | NA |
| 5' | 1802-2001-091 | 1802-2001-092 | 1802-2001-066 | 1802-2001-067 | 1802-2001-240 | 1802-2001-241 |
| 6' | 1802-2001-093 | 1802-2001-094 | 1802-2001-072 | 1802-2001-073 | 1802-2001-250 | 1802-2001-251 |
| 8' | NA | 1802-2001-095 | 1802-2001-077 | 1802-2001-078 | 1802-2001-260 | 1802-2001-261 |
| 10' | NA | 1802-2001-096 | 1802-2001-081 | 1802-2001-082 | 1802-2001-270 | 1802-2001-271 |
| *ELEMENT (188 WATTS/FT) | | | | | | |
| 28" HEATER | 1802-2001-005 | 1802-2001-002 | 1802-2001-001 | 1802-2001-000 | NA | NA |
| 3' | 1802-2001-011 | 1802-2001-008 | 1802-2001-007 | 1802-2001-006 | 1802-2001-216 | NA |
| 4' | 1802-2001-017 | 1802-2001-014 | 1802-2001-013 | 1802-2001-012 | 1802-2001-226 | 1802-2001-227 |
| 5' | 1802-2001-023 | 1802-2001-020 | 1802-2001-019 | 1802-2001-018 | 1802-2001-236 | 1802-2001-237 |
| 6' | 1802-2001-029 | 1802-2001-026 | 1802-2001-025 | 1802-2001-024 | 1802-2001-246 | 1802-2001-247 |
| 8' | NA | 1802-2001-032 | 1802-2001-031 | 1802-2001-030 | 1802-2001-256 | 1802-2001-257 |
| 10' | NA | 1802-2001-036 | 1802-2001-035 | 1802-2001-034 | 1802-2001-266 | 1802-2001-267 |
| *ELEMENT (250 WATTS/FT) | | | | | | |
| 28" HEATER | 1802-2001-004 | 1802-2001-003 | 1802-2001-002 | 1802-2001-001 | 1802-2001-202 | NA |
| 3' | 1802-2001-010 | 1802-2001-009 | 1802-2001-008 | 1802-2001-007 | 1802-2001-214 | NA |
| 4' | 1802-2001-016 | 1802-2001-015 | 1802-2001-014 | 1802-2001-013 | 1802-2001-013 | 1802-2001-225 |
| 5' | 1802-2001-022 | 1802-2001-021 | 1802-2001-020 | 1802-2001-019 | 1802-2001-234 | 1802-2001-235 |
| 6' | 1802-2001-028 | 1802-2001-027 | 1802-2001-026 | 1802-2001-025 | 1802-2001-244 | 1802-2001-245 |
| 8' | NA | 1802-2001-033 | 1802-2001-032 | 1802-2001-031 | 1802-2001-254 | 1802-2001-255 |
| 10' | NA | 1802-2001-037 | 1802-2001-036 | 1802-2001-035 | 1802-2001-264 | 1802-2001-265 |

* 1, 2 OR 3 ELEMENTS MAY BE REQUIRED. VOLTAGE AND WATTAGE ARE STAMPED ON END OF ELEMENTS. DIVIDE THE WATTAGE BY THE HEATER LENGTH (FEET) TO DETERMINE WATTS/FOOT OF ELEMENT. THEN USE THIS DATA TO DETERMINE PART NUMBER OF HEATING ELEMENT.



| DISCRPTION | PART NUMBERS | | | | | |
|--|---|---|---|--|---|---------------|
| | 120V | 208V | 240V | 277V | 347V | 600V |
| LINEAR LIMIT | | | | | | |
| 28" HEATER | 4520-0007-007 | 4520-0007-007 | 4520-0007-007 | 4520-0007-007 | 4520-0007-007 | 4520-0007-007 |
| 3' | 4520-0007-008 | 4520-0007-008 | 4520-0007-008 | 4520-0007-008 | 4520-0007-008 | 4520-0007-008 |
| 4' | 4520-0007-009 | 4520-0007-009 | 4520-0007-009 | 4520-0007-009 | 4520-0007-009 | 4520-0007-009 |
| 5' | 4520-0007-010 | 4520-0007-010 | 4520-0007-010 | 4520-0007-010 | 4520-0007-010 | 4520-0007-010 |
| 6' | 4520-0007-011 | 4520-0007-011 | 4520-0007-011 | 4520-0007-011 | 4520-0007-011 | 4520-0007-011 |
| 8' | NA | 4520-0007-012 | 4520-0007-012 | 4520-0007-012 | 4520-0007-012 | 4520-0007-012 |
| 10' | NA | 4520-0007-013 | 4520-0007-013 | 4520-0007-013 | 4520-0007-013 | 4520-0007-013 |
| DISCONNECT SW. | THERMOSTAT | TRANSFORMER RELAY | | 24V TRANSFORMER | PNEUMATIC CONTROL | |
|  |  |  |  |  |  | |
| 410170001 | 2-STAGE 5813-0023-000 SINGLE POLE 5813-0024-000 | 120V 5018-11003-000 208/240V 5018-11003-001 | 277V 5018-11003-002 347V 5018-11003-003 | 208/240V PRIMARY 490026001 277V PRIMARY 490026002 | ALL MODELS 5216-7027-005 | |
| CIRCUIT BREAKER | POWER RELAY | | | | | |
|  |  |  | | | | |
| 2-POLE, 30A 1226-7009-013 2-POLE, 60A 1226-7009-010 3-POLE, 30A 1226-7009-005 3-POLE, 60A 1226-7009-002 | 24V 5018-2017-001 120V 5018-2021-001 208/240V 5018-2021-002 | 277V 410171003 | | | | |



| RDO SERIES | | | | |
|-------------------------------------|-----------------------------|---------------|---------------|---------------|
| KEY NUMBER | DESCRIPTION | PART NUMBER | | |
| | | RDO26 | RDO35 | RDO48 |
| 1 | REFLECTOR: 60/90 SYM | - | - | - |
| | 30 DEGREES SYM | - | - | - |
| | 60/90 ASYM | - | - | - |
| | 30 DEGREES ASYM | - | - | - |
| 2 | INSULATOR | - | - | - |
| 3 | TERMINAL BLOCK (4 REQ) | 1224-0049-000 | 1224-0049-000 | 1224-0049-000 |
| 4 | ELEMENT TERM. BUSH. (4 REQ) | 1213-0070-000 | 1213-0070-000 | 1213-0070-000 |
| SOME ELEMENTS AVAILABLE-SEE FACTORY | | | | |
| | | | | |
| QRH SERIES | | | | |
| ELEMENTS | RH16-91S-208 | 2QL16208 | | |
| | RH16-91S-240 | 2QL16240 | | |
| | RH16-91S-277 | 2QL16277 | | |

| OBSELETE INDUSTRIAL AIR CIRCULATORS | | | |
|-------------------------------------|--------------------------|--------------------------|-------------------------------|
| BLADE | | | SWITCH |
| | | | |
| LCCLIN2419BL LCHHD24 | 1210-2035-000 LCHXN24 | 1210-2014-000 LCHIN24 | 5216-2059-000 LCHHD24 |
| LCCLIN30BL LCHHD30 | LCCLIN3016BL LCHXN30 | 1210-2026-000 LCHIN30 | LCHHD30 LCHIN24 LCHIN30 |