



WHT500 SERIES UTILITY WELL HOUSE HEATER



IDEAL SPACES

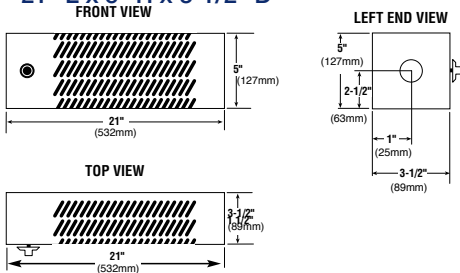
- Pump houses
- Utility rooms
- Relay stations
- Construction sheds
- Cabins

COLORS

- Beige

DIMENSIONS

- 21" L x 5" H x 3-1/2" D



TEMP RANGE

- 40°-70°F

- Install it anywhere heat is needed to prevent pipes and other water, hydraulic fluid or oil-filled equipment from freezing
- Designed to provide automatic, 24-hour protection. Set thermostat at any desired level and leave it
- Aluminum-finned element provides fast heat and steel sheath cools element for extended life
- Heater cabinet is galvanized steel and epoxy painted for corrosion protection
- Thermostat is completely contained within control box
- Quick 240/208V field conversion to 120V
- All power supply and control wiring terminates in the tamper-proof control box — no live voltage in element area

MODELS & SPECIFICATIONS

CATALOG NO.	UPC	VOLTS	THERMOSTAT TEMP RANGE	WATTS	AMPS	SHIP WT. (LBS.)
WHT500	6 85360 08049 9	240/208/120	40° - 70°	500/376/500	2.1/1.8/4.2	6

