


# Berko Electric - MBB-M Baseboard Heater Repair Program - How To Check Your Heater


Overall View of Heater (2 ft. unit shown for clarity)

MRP 3/26/2012



**Nameplate and Date Code Locations**

**Only Date Codes Between January 1980 and March 1987 are Affected**



Nameplate Photo (Model MBB2-512M Shown for Clarity)

**IMPORTANT NOTE: ONLY Models with Suffix "M" are Included in this Field Repair Program**



Indicates Heater Wattage and Voltage Codes

Indicates Heater Length in Feet

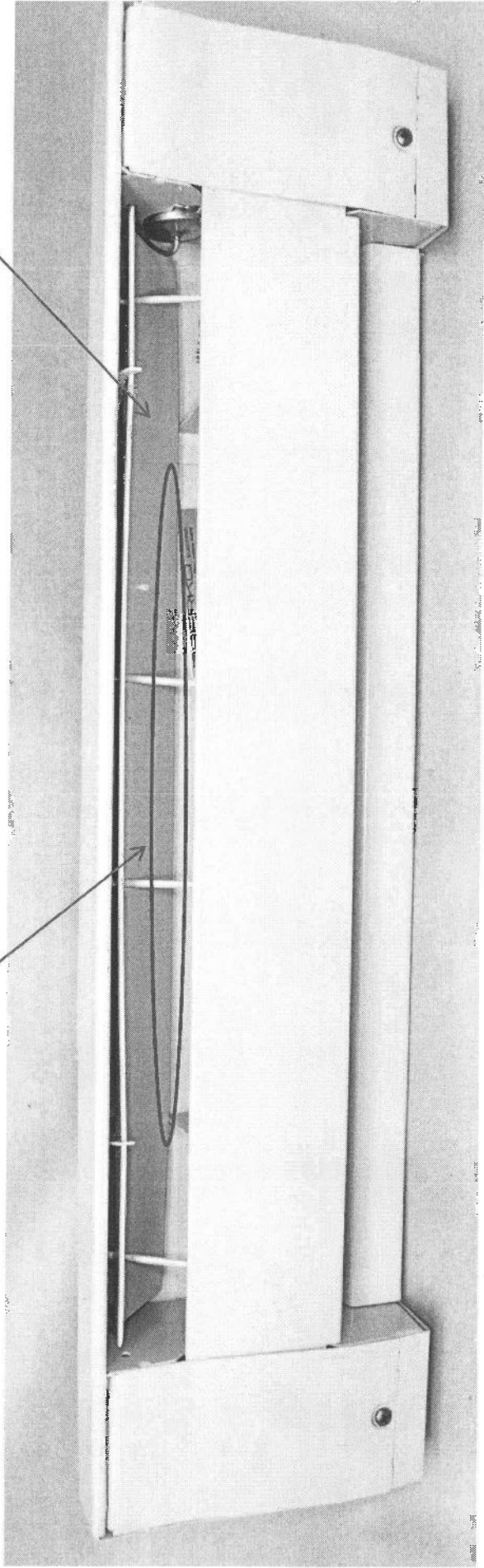
Indicates MBB Series

***NOTE: If your heater is an MBB - M model, go to next page for additional instructions.***

## How to Inspect Your Heater for Possible Damage:

Look for paint discoloration in this area of the air deflector at bottom near back

Air Deflector



## Action Required For Affected MBB-M Heaters

- If you find the paint to be discolored, disconnect power to the heater until it can be repaired or replaced .
- If you do not find the paint discolored, the heater should be repaired or replaced as soon as possible, but may continue to be used.

See [www.marleymep.com](http://www.marleymep.com) and click on "recalls" button at bottom of main screen for additional information