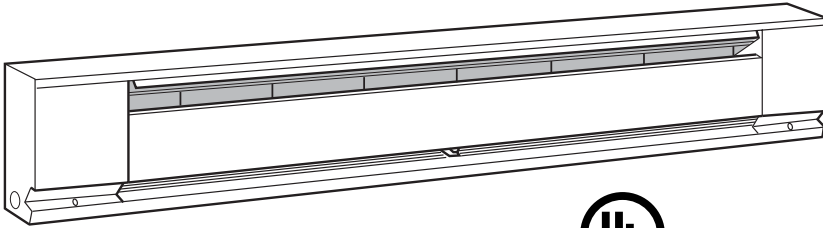




470 Beauty Spot Rd. E
Bennettsville, SC 29512

**SUBMITTAL SHEET
2500 SERIES
ELECTRIC
BASEBOARD HEATER**



CAPACITIES
225 TO 2500 W 2', 2'6", 3, 4, 5, 6 or 8' lengths 1Ø only

See Selection Chart for all Options

2500 SERIES - ELECTRIC BASEBOARD HEATER

JOB NAME: _____

LOCATION: _____

ARCHITECT: _____

ENGINEER: _____

CONTRACTOR: _____

SUBMITTED BY: _____ DATE: _____

TAG/ITEM	QTY.	CATALOG NUMBER	HEATER			AMPS	LENGTH	AVAILABLE CONTROLS
			KW	VOLTS	Ø			

ACCESSORIES AND CONTROLS	TAG/ITEM	QTY.	CATALOG NUMBER	DESCRIPTION

SUBMITTED BY:	DATE

APPROVED BY:	DATE

2500 SERIES ARCHITECT'S AND ENGINEER'S SPECIFICATIONS*

Furnish and install where indicated on plans, electric baseboard heaters, suitable for continuous operation as manufactured by QMark®, A Marley Engineered Products® Brand, Bennettsville, SC. Heaters shall be cULus listed.

ENCLOSURE: The heaters shall be fabricated of minimum .024 inch steel with minimum .035 inch steel control boxes. Junction box enclosure to have provisions for incoming and outgoing cable with cable clamp for restraining without additional hardware. Ground wire pigtail provided in each junction box for grounding.

FRONT COVER: The front cover shall be fabricated of minimum 0.26 inch pre-painted steel.

HEATING ELEMENT: The heating element wire shall consist of 80% nickel, 20% chromium, and shall be encased in steel sheath to ensure long and trouble free life. Aluminum fins shall be so designed as to block sheath radiation to front and back of heater body and pressure bonded to the steel sheath.

INSTALLATION: Heaters shall be designed to permit use of supply conductors with 60°C insulation.

GENERAL: Navajo White or White durable textured polyester powder coat finish for corrosion resistance. Linear thermal cut-out shall be factory installed to automatically shut off heater in event of overheating and reactivate heater when temperatures return to normal. The complete heater shall have a height of 6-¾ inches and a depth of 2-⅞ inches. Heaters shall have cULus.

*QMark reserves the right to change specifications without prior notice.

Models & Specifications:

ITEM INFORMATION		ELECTRICAL DATA			DIMENSIONAL DATA	
CATALOG NO.	UPC	VOLTS	WATTS	AMPS	LENGTH	SHIP WT.
2512NW	098319730008	120	400	3.4	24"	5.2 lbs
2542NW	098319730022	240/208	400/300	1.7/1.5	24"	5.2 lbs
2513NW	098319730084	120	750	6.3	36"	7.5 lbs
2543NW	098319730107	240/208	750/564	3.2/2.8	36"	7.5 lbs
2514NW	098319730121	120	1000	8.4	48"	10 lbs
2544NW	098319730145	240/208	1000/752	4.2/3.7	48"	10 lbs
2574NW	098319730152	277/240/208	1000/752/564	3.7/3.2/2.8	48"	10 lbs
2545NW	098319730183	240/208	1250/940	5.2/4.6	60"	11.5 lbs
2516NW	098319730206	120	1500	12.6	72"	14 lbs
2546NW	098319730220	240/208	1500/1128	6.3/5.5	72"	14 lbs
2576NW	098319730237	277/240/208	1500/1128/846	5.5/4.7/4.1	72"	14 lbs
2548NW	098319730251	240/208	2000/1504	8.4/7.3	96"	18.5 lbs
2502NW	098319730015	208	400	2	24"	5.2 lbs
2572NW	098319730039	277/240/208	400/300/225	1.5/1.3/1.1	24"	5.2 lbs
25126NW	098319730046	120	500	4.2	30"	6.3 lbs
25026NW	098319730053	208	500	2.4	30"	6.3 lbs
25426NW	098319730060	240/208	500/376	2.1/1.9	30"	6.3 lbs
25726NW	098319730077	277/240/208	500/376/282	1.8/1.6/1.4	30"	6.3 lbs
2503NW	098319730091	208	750	3.6	36"	7.5 lbs
2573NW	098319730114	277/240/208	750/564/423	2.7/2.4/2.1	36"	7.5 lbs
2504NW	098319730138	208	1000	4.8	48"	10 lbs
2515NW	098319730169	120	1250	10.5	60"	11.5 lbs
2505NW	098319730176	208	1250	6	60"	11.5 lbs
2575NW	098319730190	277/240/208	1250/940/705	4.6/4.0/3.4	60"	11.5 lbs
2506NW	098319730021	208	1500	7.3	72"	14 lbs
25008NW	098319729811	208	2500	12	96"	18.5 lbs
2508NW	098319730244	208	2000	9.7	96"	18.5 lbs
25408NW	098319729828	240/208	2500/1880	10.5/9.1	96"	18.5 lbs
2578NW	098319730268	277/240/208	2000/1504/1128	7.3/6.3/5.5	96"	18.5 lbs
25708NW	098319729835	277/240/208	2500/1880/1410	9.1/7.9/6.8	96"	18.5 lbs

NOTE: Unit and accessories represent White finish. For Navajo White, remove N suffix to catalog number (ex. 2544W). Availability for the Navajo White skus is the exact same as it is for the White sku (ex. 25708W = Extending offering) For high-altitude baseboard heater (mounted above 7,500 ft.), add suffix "H" to catalog number. 8 ft. length baseboards must be ordered in multiples of two pieces for shipment.

Approvals: _____

Filler Sections:

CATALOG NO.	UPC	DESCRIPTION	SHIP WT.
FS12NW	685360185989	1 ft. Filler Section	2 lbs
FS24NW	685360010960	2 ft. Filler Section	4 lbs
FS36NW	685360010984	3 ft. Filler Section	6 lbs
FS48NW	685360061702	4 ft. Filler Section	8 lbs
FSJ2NW	685360010922	2 in. Joiner Strip	0.5 lbs

Blank Sections:

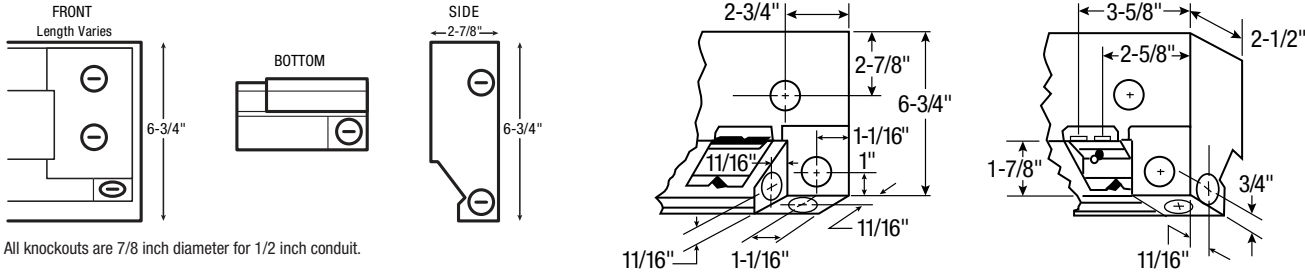
CATALOG NO.	UPC	DESCRIPTION	SHIP WT.
QMKCBDA2NW	685360059594	2.6 ft. Blank Section	4 lbs
QMKCBDA3NW	685360059617	3 ft. Blank Section	5 lbs
QMKCBDA4NW	685360059631	4 ft. Blank Section	7 lbs
QMKCBDA5NW	685360059655	5 ft. Blank Section	9 lbs
QMKCBDA6NW	685360059679	6 ft. Blank Section	11 lbs
QMKCBDA8NW	685360059693	8 ft. Blank Section	14 lbs

Optional Controls & Accessories:

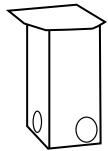
CATALOG NO.	UPC	DESCRIPTION	SHIP WT.
TA1ANW	098319730411	SP Thermostat, rated 22A @ 120-277V	1 lbs
TA1TPANW	098319730428	Tamper-Resistant Version of TA1AW	1 lbs
TA2ANW	098319730435	DP Thermostat, rated 22A @ 120-277V	1 lbs
TA2TPANW	098319730442	Tamper-Resistant Version of TA2AW	1 lbs
HCA2415/20NW	098319730466	240V Load Transfer Switch, 20A	1 lbs
HCA1215/20NW	098319730459	120V Load Transfer Switch, 20A	1 lbs
RSA1224	098319714800	120V/24V Transformer Relay, 22A	1 lbs
RSA2024	098319714855	208V/24V Transformer Relay, 22A	1 lbs
RSA2424	098319714909	240V/24V Transformer Relay, 22A	1 lbs
RSA2724	098319714954	277V/24V Transformer Relay, 19A	1 lbs
RA1NW	098319730473	120V Duplex Receptacle	1 lbs
DSW2NW	098319730497	Double-Pole Power On/Off Switch rated 20A @ 120-277V	1 lbs
PR24	098319713674	Single-Pole Power Relay, 24VControl rated 30A @ 120-240V, 23A @ 277V	1 lbs
PR120	098319713681	Same as PR24 except with 120V Control	1 lbs
ICANW	098319730503	Inside Corner	1 lbs
RA1COMPNW	098319730480	Duplex Receptacle Cover only - carton of 10	1 lbs

NOTE: Unit and accessories represent White finish. For Navajo White, remove N suffix to catalog number (ex. 2544W)

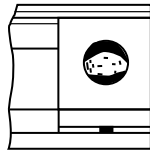
Dimensions and Clearances:



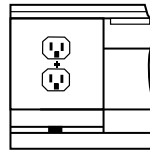
All knockouts are 7/8" diameter for 1/2" conduit



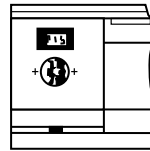
Inside Corner Section



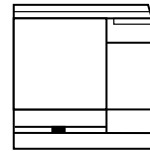
TA1A, TA2A



RA1



HCA



RSA

Unit length varies with model. See Selection Chart

No matter the industry or application, Marley Engineered Products has a robust portfolio of innovative, reliable, high-performance comfort heating and ventilation solutions for all your heating needs.

For more information or assistance on your next project, contact Technical Services at 800-642-4328

Scan the QR code to access additional specs and features



Approvals: _____