

CHD SERIES

Commercial High-Efficiency Ceiling Fan

CEILING FANS




Technical Specifications:


Dimensions: 36-56" wide

Ideal Spaces:

Classrooms
Offices
Retail Stores
Restaurants
Lobbies
Gyms
Factories
Warehouses



White



Brown

(Select Models)

Commercial fans circulate large volumes of air from above the floor to keep occupants, workstations and machinery at comfortable temperatures during both hot and cold weather seasons. Well suited for applications where quiet operation is desired and/or lower ceilings are prevalent.

Summer Usage

- › Keep occupants and machinery cooler in hot summer months by running the fan in a clockwise direction to create a mild windchill effect
- › Control speed and direction of fan via the unitary control for optimum effect
- › Open up floor space by removing the need for multiple fans and cords at user-level and creating a safer work environment for occupants

Winter Usage

- › Heat Destratification effect: Using the reversible control, run fan in counter-clockwise direction to bring warm air down from high ceilings to occupant and machinery level
- › Reduces load on overall HVAC system to maintain heat envelope of facility and reducing overall energy and equipment maintenance costs



CHD SERIES

Commercial High-Efficiency Ceiling Fan

Scan the QR code
to access additional
specs and features



18 Pole 115V; reversible motor. Permanently sealed double-ball bearing motor. 3/8" x 7 1/4" locking J-hook for installation. White epoxy finish. Steel blades. Provides superior air velocity and efficiency.

Models & Specifications:

	CATALOG NO.		UPC	FAN TYPE	VOLTAGE	FAN SIZE (WIDTH)	CFM/WATTS	CFM	WATTS	EYEC**
	FAN & CONTROLLER KIT	FAN ONLY								
◆	36201K	36201C	685360173788	High Efficiency	120	36"	64.0	2126	33.2	\$9.30
◆	48201K	48201C	685360173801	High Efficiency	120	48"	85.6	3861	45.1	\$12.60
◆	56001LCCK*	56001LCC*	685360173702	High Efficiency/Low Ceilings	120	56"	87.8	4952	56.4	\$15.80
◆	56201CLSK*	56201CLS*	685360174556	High Efficiency/Low Speed	120	56"	81.0	5436	67.1	\$18.80

SKU Legend: ◆ = Popular Products; ● = Extended Offering

Note: All above products include 24"

downrod. * Effective amount of air volume moved past a plane 20ft. from fan. All specifications subject to change and improvement. ** Estimated Yearly Energy Cost based on ENERGY GUIDE standards

Optional Accessories:

CATALOG NO	DESCRIPTION	SHIP WT.
9D12BW	Downrod 12" - White	2 lbs
9D24BW	Downrod 24" - White	2 lbs
9D36BW	Downrod 36" - White	2 lbs
9D48BW	Downrod 48" - White	2 lbs
CTL12004RSPD	Controller—Reversible & Speed Control, 4 Fans, 120v	1 lbs

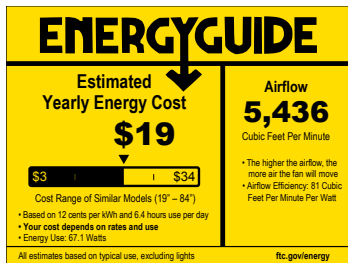
NOTE: For Brown Downrods, replace "BW" with "BB" (i.e. 9D24BW or 9D24BB)

Secondary Control Options for New Construction Applications:

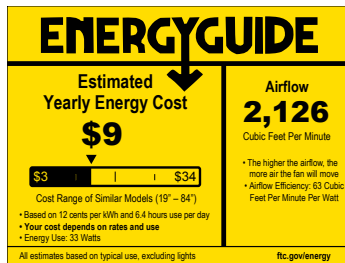
CATALOG NO	DESCRIPTION	VOLTAGE	AMPERAGE	SHIP WT.	Model Fan and Quantity per Control			
					36201C	48201C	56001LCC	56201CLS
12003	Speed Control	120	3	2 lbs	3	2	2	2
12006	Speed Control	120	6	2 lbs	7	5	5	5
12008	Speed Control	120	8	2 lbs	10	6	6	6
12012	Speed Control	120	12	2 lbs	12	10	10	10
12001N	Speed Control, Noiseless	120	1	2 lbs	—	1	—	—
12005N	Speed Control, Noiseless	120	5	2 lbs	—	2	2	—

*6 fans on 277V. **56 in. models excludes 56007

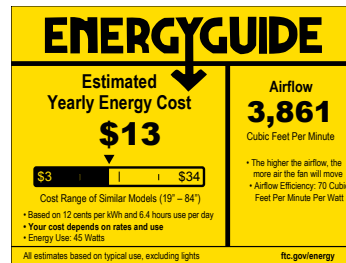
NOTE: Choosing a secondary control removes the ability for fan to be used in reverse. If speed control and reversibility are needed please use the CTL12004RSPD



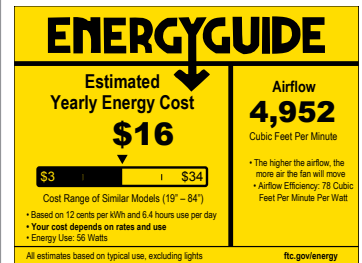
56201CLS



36201C



48201C



56001LCC