


# CUS900 SERIES

## Stock Cabinet Unit Heater

# UNIT HEATERS




### *Technical Specifications:*

**Temp Range:** 55°-85°F

**CFM:** 200-500

### *Ideal Spaces:*

School Hallways  
Churches  
Transportation Terminals  
Lobbies  
Stairwells  
Entrance Ways  
Vestibule  
Mechanical Rooms



White

### Contemporary Aesthetics

- › Contemporary design to match modern and future architect specifications
- › Standard stamped grille with optional ducted grilles

### Easy Install and Maintenance

- › One-person maintenance on ceiling applications with hinged front panel
- › Front cover interlock de-energizes unit when front cover is removed for added safety
- › Disposable air filter mounted in inlet air stream; optional permanent and washable aluminum filters available

### Robust Design

- › Cabinet constructed of heavy 16-gauge cold-rolled steel to provide strength and finished with a polyester powder coating for corrosion resistance
- › Motors are mounted with automatic thermal overload protection; motor fuse protection is provided on all heaters to meet safety requirements
- › Comes standard with two thermal safety cutouts to automatically shut off and protect the heater in the event of overheating. Reactivates the heater when operating temperature returns to normal



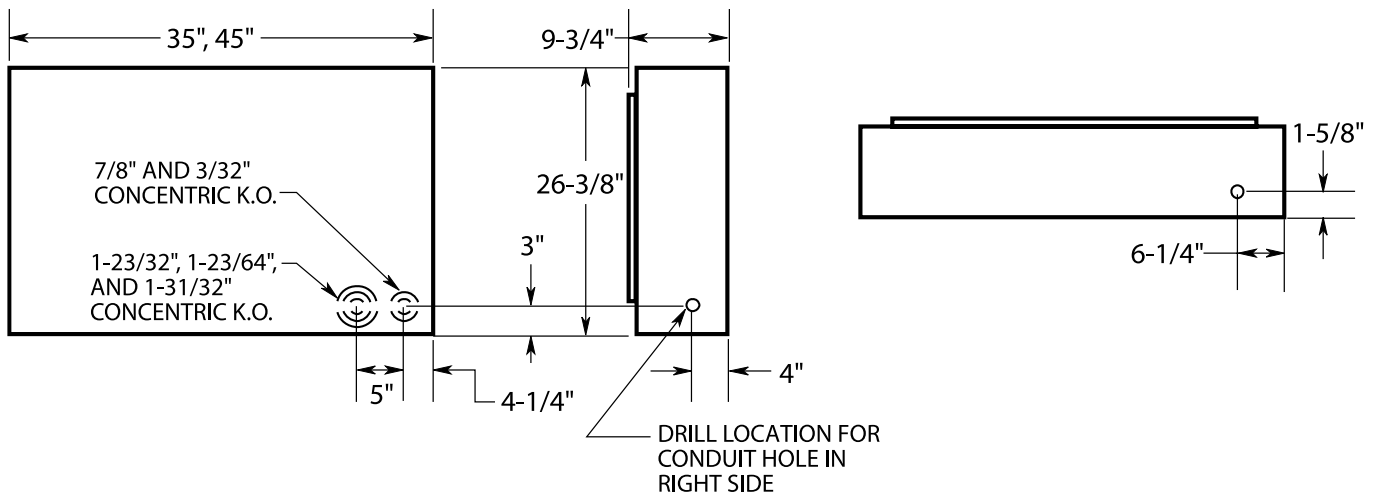
## Stock Cabinet Unit Heaters: Models & Specifications:

Convertible Models									
ITEM INFORMATION								DIMENSIONAL DATA	
CATALOG NO.	UPC	CFM		VOLTS/PH.	AMPS	WATTAGE (KW)	DIM	SHIP WT.	
		HI	LO						
◆ CUS93505203FFW	685360174051	250	200	208V/3Ø	14	5	35" W 26 3/8" H 9 7/8" D	120 lbs	
◆ CUS93505203FFWD	685360174068	250	200	208V/3Ø	14	5		120 lbs	
◆ CUS93505243FFW	685360174075	250	200	240V/3Ø	12	5		120 lbs	
◆ CUS93505243FFWD	685360174082	250	200	240V/3Ø	12	5		120 lbs	
◆ CUS93505483FFW	685360174099	250	200	480V/3Ø	6	5		120 lbs	
◆ CUS93505483FFWD	685360174105	250	200	480V/3Ø	6	5		120 lbs	
◆ CUS94510203FFW	685360174112	500	400	208V/3Ø	34	10	45" W 26 3/8" H 9 7/8" D	120 lbs	
◆ CUS94510203FFWD	685360174129	500	400	208V/3Ø	34	10		120 lbs	
◆ CUS94510243FFW	685360174136	500	400	240V/3Ø	15	10		120 lbs	
◆ CUS94510243FFWD	685360174143	500	400	240V/3Ø	15	10		120 lbs	
◆ CUS94510483FFW	685360174150	500	400	480V/3Ø	12	10		120 lbs	
◆ CUS94510483FFWD	685360174167	500	400	480V/3Ø	12	10		120 lbs	

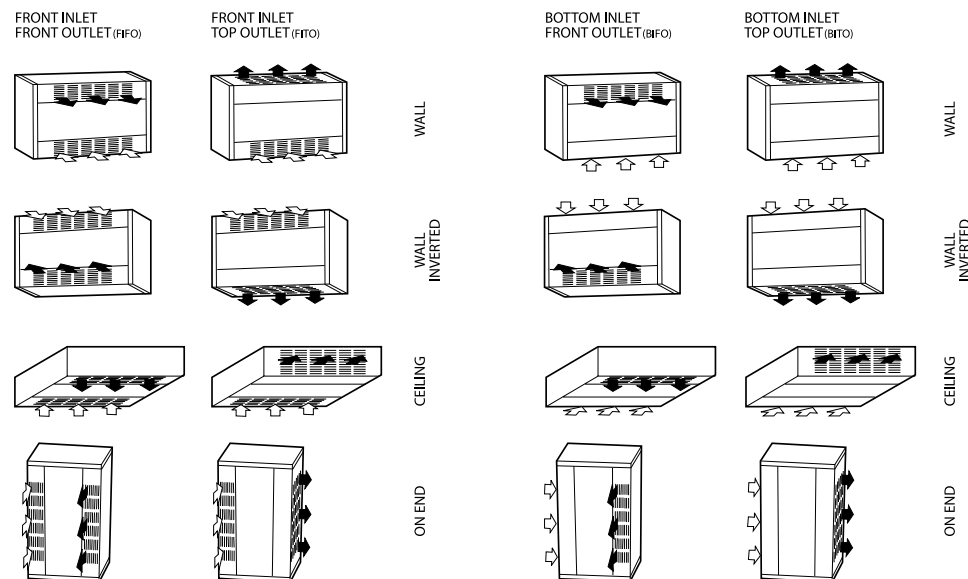
SKU Legend: ◆ = Popular Products; ● = Extended Offering (Contact your local Marley Sales Representative for typically associated lead times)

\*Factory supplied 208V or 240V, 3PH field convertible to 1 PH, 480V 3 PH convertible to 277V 1 PH, 600V 3 PH convertible to 347V 1 PH. \*\*Amps shown are 3 PH, High heat operation. Field Convertible to 1PH.

### Dimensions and Clearances:



### Multiple Air Flow Combinations



### Suggested Controls



Now compatible with SmartSeries<sup>®</sup> Plus when used with 24VAC control transformer!

# CUS900 SERIES

## Stock Cabinet Unit Heater

Scan the QR code  
to access additional  
specs and features



### Optional Accessories:

CATALOG NO.	DESCRIPTION	COMPATIBLE WITH	FUNCTION	SHIP WT.
CU935RTK	Ceiling or Wall Recess Trim Kit	CU935	Provides a neat finish to semi-recessed or full recessed application.	3 lbs
CU945RTK		CU945		4 lbs
CU935BK	Floor/Toe-Space Base Kit	CU935	16 gauge, muted black base is recessed from the heater front and sides to provide an attractive and practical floor mounting application.	9 lbs
CU945BK		CU945		10 lbs
CU935WF	Permanent, Reusable Washable Filter	CU935	Replaces standard filter Washable filter can be cleaned and replaced.	4 lbs
CU945WF		CU945		6 lbs

### Standard Accessories - FFW Models:

ACCESSORY	DESCRIPTION
Built-In Thermostat	Built-in single stage thermostat with adjustable knob to have heater run until demand is satisfied.
Manual Reset	Manual Reset over temperature cutout wired into control circuit. Supplied in addition to auto-reset cutout.
Dead Front Disconnect Switch	A three pole non-fused disconnect switch disconnects power to the heater. Design prevents entry into the control compartment until disconnect switch is turned to the OFF position.
Fan/Heat High/Low Switch	Allows user to select whether the heater will run in low mode (2/3 output) or high (full output).
ON/OFF Switch	Allows the user to turn off the unit so it will not run during warm months or when not needed.

### Standard Accessories - FFWD Models:

ACCESSORY	DESCRIPTION
SmartSeries <sup>®</sup> Plus	Built-in two stage thermostat runs 2/3 elements on stage 1 and full heat for stage 2. Fan cycles on high speed only. Comes with BACnet BMS compatibility, scheduling, cooling mode (Fan-Only), and keypad lock.
Manual Reset	Manual Reset over temperature cutout wired into control circuit. Supplied in addition to auto-reset cutout.
Dead Front Disconnect Switch	A three pole non-fused disconnect switch disconnects power to the heater. Design prevents entry into the control compartment until disconnect switch is turned to the OFF position.