


**COMMERCIAL FAN-FORCED
LARGE WALL HEATER**



CAPACITIES	
1500-4800 Watts	
120, 208, 240, 277, 347 or 600V	
1Ø or 3Ø	
Thermostat Range: 40° - 90° F	
Air Movement: 100 CFM	

See Selection Chart for all Options

FRA SERIES - COMMERCIAL FAN-FORCED LARGE WALL HEATER

JOB NAME: _____

LOCATION: _____

ARCHITECT: _____

ENGINEER: _____

CONTRACTOR: _____

SUBMITTED BY: _____ DATE: _____

TAG/ITEM	QTY.	CATALOG NUMBER	HEATER			AMPS	WEIGHT
			KW	VOLTS	Ø		

ACCESSORIES AND CONTROLS	TAG/ITEM	QTY.	CATALOG NUMBER	DESCRIPTION

SUBMITTED BY:	DATE

APPROVED BY:	DATE

FRA SERIES ARCHITECT'S AND ENGINEER'S SPECIFICATIONS*

The heating equipment shall include an electric automatic fan forced air heater suitable for small area heating, as manufactured by Berko®, a Marley Engineered Products® Brand, Bennettsville, SC. The heater shall be designed for wall mounting, recess or surface. Heaters shall be cETLus listed.

BACK BOX: The back box shall be designed as a recessed rough-in box in either masonry or frame installations and is also used when surface mounting frames are used in surface mounting installations. The back box shall be heavy gauge galvanized steel and shall contain knockouts through which power leads enter.

INNER FRAME ASSEMBLY: The heater assembly, which fits into the back box, shall consist of a heavy gauge steel fan panel to which all of the operational parts of the heater are mounted. The inner frame assembly shall be completely prewired.

HEATING ELEMENT: The heating element shall be of the non-glowing design consisting of an 80/20 nickel-chromium resistance wire enclosed in a steel sheath to which plate fins are copper brazed. The element shall cover the entire air discharge area to ensure uniform heating of all discharged air. It shall be warranted for 5 years.

ON/OFF SWITCH: A double-pole, single throw on/off switch shall be mounted on the back box for positive disconnect of power supply. It will be completely concealed behind the front cover.

MOTOR AND CONTROLS: The fan motor shall be totally enclosed, impedance protected, permanently lubricated and with a totally enclosed rotor. Fan control shall be of the bimetallic, snap-action type and shall activate fan after heating element reaches operating temperature, and continue to operate the fan after the thermostat is satisfied and until all heated air has been discharged. The thermostat shall be single-pole type on all models. Thermal cutout shall be bimetallic, snap-action type designed to shut off heat in the event of overheating. The fan shall be five-bladed aluminum.

SURFACE MOUNTING FRAME: The surface mounting frame shall be of heavy gauge steel designed to mount around the back box for a finished surface installation. Slot knockouts shall be provided for power supply conduit.

FRONT COVER: The louvered front cover shall be of heavy 20g steel with a powder paint finish. A plug button will be provided to replace the thermostat knob and render the unit tamper-resistant.

FINISH: All sheet metal parts, except the galvanized steel back box, shall be phosphatized, then completely painted by a powder paint process.

*Berko reserves the right to change specifications without prior notice.

Models & Specifications:

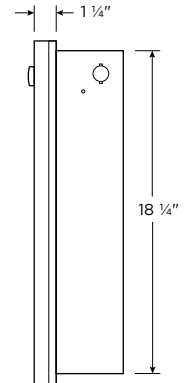
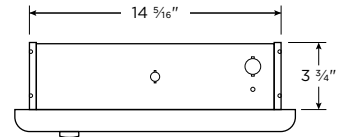
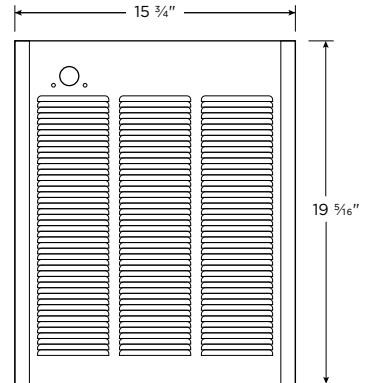
ITEM INFORMATION		ELECTRICAL DATA					
CATALOG NO.	UPC	VOLTS	PHASE	WATTS	AMPS	BTU/HR.	SHIP WT.
FRA1512F	685360162393	120	1	1500	12.5	5,118	25 lbs
FRA4024F*	685360162478	240	1	4000/2000	16.7/8.3	13,649/6,824	25 lbs
		208	1	3000/1500	14.5/7.2	10,236/5,118	25 lbs
FRA4027F*	685360162492	277	1	4000/2000	14.5/7.2	13,649/6,824	25 lbs
		240	1	3000/1500	12.5/6.3	10,236/5,118	25 lbs
FRA4020F*	685360162539	208	1	4000/2000	19.2/9.6	13,649/6,824	25 lbs
		240	1	4800	20	16,378	25 lbs
FRA4824F	685360162577	208	1	3600	17.3	12,284	25 lbs
		277	1	4800	17.3	16,378	25 lbs
FRA4827F	685360162591	240	1	3600	15	12,284	25 lbs
		208	3	4800	13.4	16,378	25 lbs
FRA4820F	685360162638	208	1	4800	23.1	16,378	25 lbs
FRA1812F	685360162416	120	1	1800	15	6,142	25 lbs
FRA3027F*	685360162430	277	1	3000/1500	10.8/5.4	10,236/5,118	25 lbs
FRA40243F	685360162454	240	3	4000	9.7	13,649	25 lbs
FRA40203F	685360162515	208	3	4000	11.1	13,649	25 lbs
FRA48243F	685360162553	240	3	4800	11.6	16,378	25 lbs
FRA3153F	685360164236	347	1	1500	4.3	5,118	25 lbs
FRA3203F	685360164199	347	1	2000	5.8	6,824	25 lbs
FRA3303F	685360164274	347	1	3000	8.6	10,236	25 lbs
FRA3403F	685360164311	347	1	4000	11.5	13,649	25 lbs
FRA3503F	685360164359	347	1	4800	13.8	16,378	25 lbs
FRA3156F	685360164250	600	1	1500	2.5	5,118	25 lbs
FRA3206F	685360164212	600	1	2000	3.3	6,824	25 lbs
FRA3306F	685360164298	600	1	3000	5	10,236	25 lbs
FRA3406F	685360164335	600	1	4000	6.7	13,649	25 lbs
FRA3506F	685360164373	600	1	4800	8	16,378	25 lbs

*Factory-wired for higher wattage, field-convertible to half wattage. For wall mounting - Do not install back box closer than 8 in. from floor or adjacent wall. Do not install heater behind towel rack, behind door, in floor, in closet, in ceiling or where air flow may be obstructed.

Optional Accessories:

CATALOG NO.	UPC	DESCRIPTION	SHIP WT.
FRAFCTPF	685360027104	Tamper-Proof Front Cover, White	2 lbs
SMFL	685360174433	Surface Mounting Frame, White	5 lbs
SMFL1	685360174440	1 in. Semi-Recessed Frame, White	2 lbs
SMFL2	685360174457	2 in. Semi-Recessed Frame, White	2 lbs
VKFSCSNW	685360160801	14-gauge Security Front Cover, White	6 lbs

Dimensions and Clearances:



No matter the industry or application, Marley Engineered Products has a robust portfolio of innovative, reliable, high-performance comfort heating and ventilation solutions for all your heating needs.

For more information or assistance on your next project, contact Technical Services at 800-642-4328

Scan the QR code to access additional specs and features



Approvals: _____