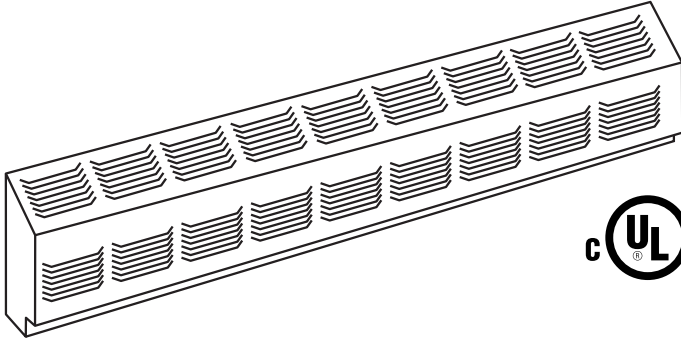


SUBMITTAL SHEET
ICST SERIES
**COMMERCIAL SLOPE-TOP
STEEL CONVECTOR**



CAPACITIES

500, 750, 1000,
250w-2.5kW
120, 208, 240, 277, 347, 600V
1Ø only

See Selection Chart for Options

ICST SERIES - COMMERCIAL SLOPE-TOP STEEL CONVECTOR

JOB NAME: _____

LOCATION: _____

ARCHITECT: _____

ENGINEER: _____

CONTRACTOR: _____

SUBMITTED BY: _____ DATE: _____

TAG/ITEM	QTY.	CATALOG NUMBER	HEATER			AMPS	CONTROL VOLTS	BUILT-IN CONTROLS
			KW	VOLTS	Ø			

ACCESSORIES AND CONTROLS	TAG/ITEM	QTY.	CATALOG NUMBER	DESCRIPTION

SUBMITTED BY:	DATE

APPROVED BY:	DATE

ICST SERIES ARCHITECT'S AND ENGINEER'S SPECIFICATIONS*

Furnish and install, where indicated on plans, ICST Commercial Slope-Top convector type heaters, suitable for continuous operation, as manufactured by Berko® A Marley Engineered Products® Brand, Bennettsville, SC.

ENCLOSURE: shall be constructed of a 16-gauge, furniture quality steel with reinforced, all welded construction; designed to withstand heavy-duty commercial and institutional use. The front cover shall be set at a 45° angle, discouraging the use of heater as a shelf or "step stool". Inlet and discharge air louvers shall be stamped and integrated into the front cover for additional rigidity.

SIZE: Heaters shall have a 45° front profile with 3 1/4" width and 10" height and available in length from 28 inches through 10 feet.

HEATING WIRING, VOLTAGES and WATTAGES: Heater voltages and wattage capacities shall be as indicated on the plans. Pre-wired and designed for either right- or left-hand entry with connection of supply wiring from bottom, rear or end, as well as multiple wiring of adjacent heaters from one entry point.

HEATING ELEMENTS: The nickel-chromium heating element wire shall be encased in a steel sheath for maximum, trouble-free element life. Aluminum fins shall be pressure bonded to the steel sheath. Elements shall be center anchored and shall float freely at each end through high-temperature Noryl bushings.

THERMAL PROTECTION: Thermal limit switch with linear type (full length) sensing bulb provides constant protection against overheating. Switch will automatically reset when normal operating temperatures are restored.

FINISH: Units shall be chemically treated and finished with polyester powder paint, in order to resist corrosion. A range of five or more color options will be available in order to match field aesthetics.

OPTIONAL BUILT-IN CONTROLS: Thermostats, low voltage control relays, transformer relays, and power on/off switches, may be specified for factory installation in heaters. Thermostats and power on/off switches are accessible through the grille. All internal parts are accessible by removing cover for easy service access.

OPTIONAL FIELD INSTALLED ACCESSORIES: A complete line of matching splice sections, inside and outside corners, and blank sections to create an end-to-end aesthetic design are available.

NEMA 4X models are intended for installation in areas where periodic wash-down with water is desired. The enclosure is made of stainless steel to prevent corrosion and the wiring compartment meets NEMA 4X requirements for a water tight construction. Consult factory for additional details and specifications.

All heaters and electrical accessories shall be labeled by Underwriters' Laboratories, Inc.

*QMark reserves the right to change specifications without prior notice

ICST SERIES

Lengths

Length	28"	3'	4'	5'	6'	8'	10'
Shipping Weight	12 lbs	15 lbs	19 lbs	24 lbs	26 lbs	37 lbs	45 lbs

Watts per Ft.*

125	188
250	

Voltages*

120	208	240
277	347	600

*Specs vary by length. Refer to the submittal sheet for full details.

Optional Built-in Controls:

SUFFIX	Optional Built-In Controls	USE CASE(S)	RATINGS & DESCRIPTION
T*	Single-Pole Thermostat	Ideal for 120v and 277v heaters	Rated 25 amps @ 120-240 VAC and 22 amps @ 277 VAC. Pilot duty rating of 125 VA (all voltages). 60-120°F temperature range; adjustable through outlet grille-tamper-resistant
2T*	Double-Pole Thermostat	Ideal for 208v and 240v heaters	Rated 25 amps @ 120-240 VAC and 22 amps @ 277 VAC. Pilot duty rating of 125 VA (all voltages). 60-120°F temperature range; adjustable through outlet grille-tamper-resistant. (See Note 1 for amperage restrictions.)
DS*	Power On/Off Switch	Ideal for servicing	Double-pole, rated 20 amp @ 120-277 VAC
TR*	Transformer Relay	Ideal for remote, low voltage thermostats	Single-pole, low voltage relay with built-in transformer (24 VAC control). Rated 22 amps @ 120-240 VAC and 19 amps @ 277 VAC. 18 amps @ 347V. Not available on 3-phase heaters
PR*	Power Relay	Ideal for multiple heater connections or BMS / EMS connections	Single-pole magnetic relay, rated. (See Note 3) Specify control voltage. Rated 30 amps @ 120-240 VAC and 30 amps @ 277 VAC. Pilot duty rating of 125 VA — all voltages (See Note 3)

*Addition To Basic Catalog No.

NOTE: For 347V and 600V units options T, 2T, DS, are not available. Specify PDT as the suffix for a thermostat. *Factory built-in. Add suffix to heater catalog number. 1) A control combination is not available on heaters that have an amperage draw which exceeds the rated limit of the lowest rated control. 2) For non-standard controls or combinations, contact factory. 3) Specify holding coil voltage where applicable.

NEMA 4X NOTE: Optional built-in controls are not compatible with the NEMA 4X Series. Standard 50-day lead time for NEMA 4X models. Contact sales representative for more information on NEMA 4X models.

Optional Accessories:*

SUFFIX	Optional Built-In Controls	RATINGS & DESCRIPTION
ICSTIC	2	Inside corner (requires additional wall space — use with ICST model only)
ICSTOC	2	Outside corner (requires additional wall space — use with ICST model only)
ICSTJS	1	Splice plate wide, coverage gap up to ½ in. (use with ICST model only)
STO2BS	-	2 ft. Blank Section (unheated section)
STO4BS	-	4 ft. Blank Section (unheated section)
STO6BS	-	6 ft. Blank Section (unheated section)
STO8BS	-	8 ft. Blank Section (unheated section)

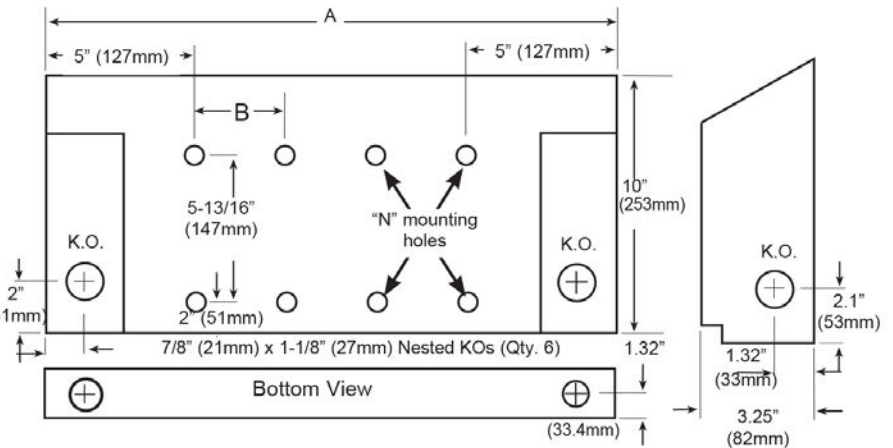
*Add suffix for the appropriate color code (i.e. W for white, B for black, etc.).

NEMA 4x Model
Stainless Steel



Dimensions and Clearances:

WATTS	A	B	NO. OF HOLES
500	28"	-	-
750	36"	-	-
1000	48"	19"	2
1250	60"	16.68"	4
1500	72"	20.63"	4
2000	96"	21.5"	6
2500	120"	27.5"	6



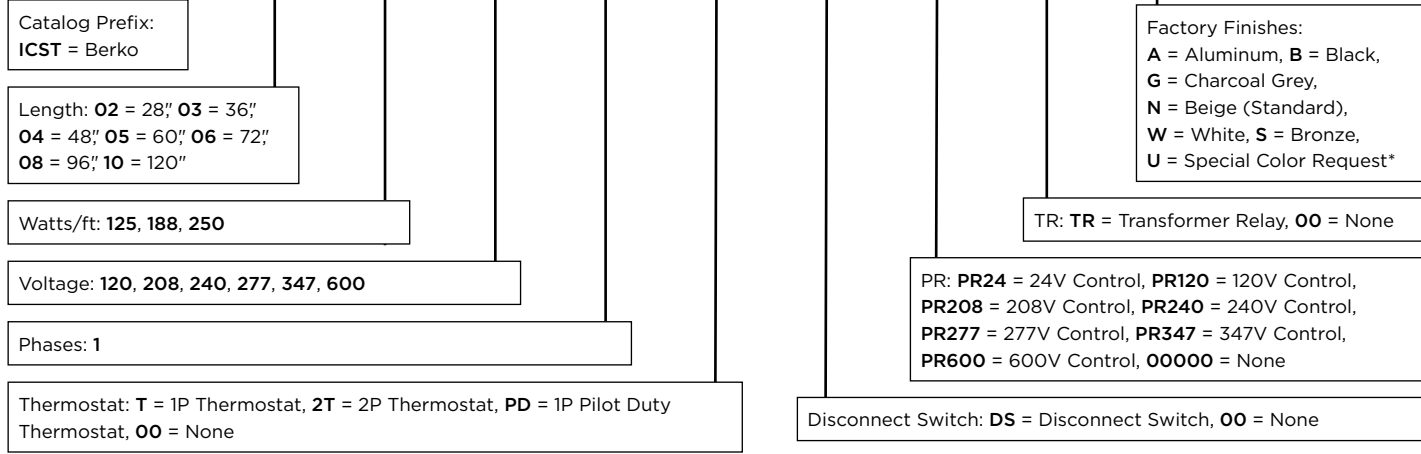
Approvals: _____

ICST SERIES

How to Order

Example:

ICST 04 188 240 1 T DS 0000 00 N

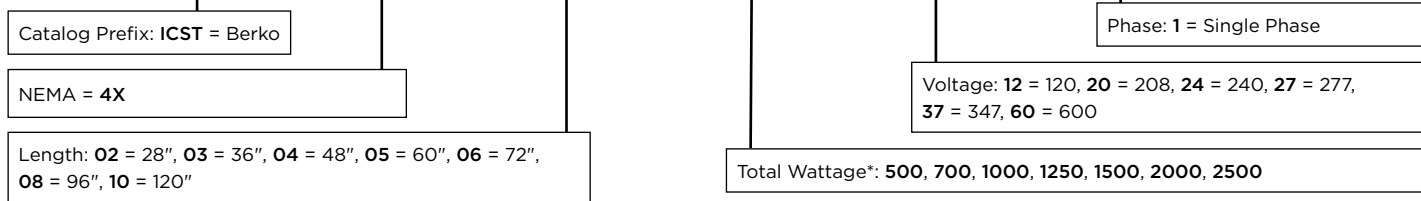


*Custom finishes will require an actual paint/finish sample and finish confirmation prior to order acceptance.

How to Order - NEMA

Example:

ICST 4X 04 500 24 1



* Wattage set by length. No alternative watt densities available.
All units are constructed of stainless steel. No control options available for NEMA4X units
Contact Marley Sales Representative for additional configuration details

No matter the industry or application, Marley Engineered Products has a robust portfolio of innovative, reliable, high-performance comfort heating and ventilation solutions for all your heating needs.

For more information or assistance on your next project, contact Technical Services at 800-642-4328

Scan the QR code to access additional specs and features



Approvals: _____