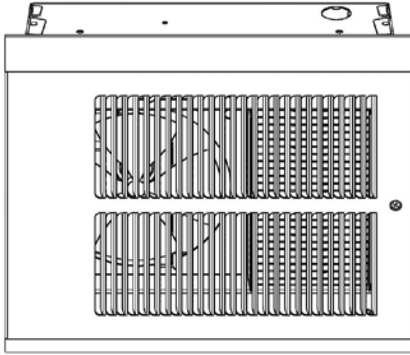




470 Beauty Spot Rd. E  
Bennettsville, SC 29512

**SUBMITTAL SHEET**  
**QCH SERIES**  
**CEILING-MOUNTED**  
**FAN-FORCED HEATER**



CAPACITIES
500-2000W 120, 240/208, or 277/240V Thermostat Range: 45°-95° F Air Movement: 65 CFM

See Selection Chart for all Options

**QCH SERIES - CEILING-MOUNTED FAN-FORCED HEATER**

JOB NAME: \_\_\_\_\_

LOCATION: \_\_\_\_\_

ARCHITECT: \_\_\_\_\_

ENGINEER: \_\_\_\_\_

CONTRACTOR: \_\_\_\_\_

SUBMITTED BY: \_\_\_\_\_ DATE: \_\_\_\_\_

TAG/ITEM	QTY.	CATALOG NUMBER	HEATER			AMPS
			KW	VOLTS	Ø	

ACCESSORIES AND CONTROLS	TAG/ITEM	QTY.	CATALOG NUMBER	DESCRIPTION

SUBMITTED BY:	DATE

APPROVED BY:	DATE

# QCH SERIES ARCHITECT'S AND ENGINEER'S SPECIFICATIONS\*

The heating equipment shall include an electric automatic QCH Series fan-forced air heater suitable for small area heating as manufactured by QMark® A Marley Engineered Products® Brand, Bennettsville, SC. Heaters shall be cETLus Listed. The heater shall be designed for surface or recessed ceiling mounting. For surface mounting, a QMark SRA-SM surface mounting frame shall be used.

**BACK BOX:** The back box shall be designed for duty as a recessed rough-in box in either masonry or frame construction, and also when mounting directly to the surface of the finished ceiling in surface mounting installations. The back box shall be 20-gauge galvanized steel and shall contain knockouts through which field wiring leads are brought.

**INNER FRAME ASSEMBLY:** The inner frame assembly shall consist of a 20-gauge steel chassis on which are mounted the heating element, fan motor and blade, fan control and thermal cutout. The inner frame assembly shall be completely pre-wired.

**HEATING ELEMENT:** The heating element shall be warrantied for five years and shall be of non-glowing design consisting of a special resistance wire, enclosed in a steel sheath to which steel plate fins are brazed. The element shall cover the entire air discharge area to ensure uniform heating of all discharge air.

**MOTOR AND CONTROLS:** The fan motor shall be impedance protected, permanently lubricated and with totally enclosed rotor. Fan control shall be bi-metallic, snap-action type and shall activate fan after heating element reaches operating temperature, and continue to operate the fan after the thermostat is satisfied and until all heated air has been discharged. Thermal cutout shall be bi-metallic, snap-action type designed to shut off heater in the event of overheating and reactivate the heater when temperatures return to normal.

**DISCONNECT SWITCH:** A factory installed double-pole single throw disconnect switch shall be provided for positive disconnect of power supply. It will be completely concealed behind the front cover.

**FRONT COVER:** The louvered front cover shall be of commercial grade steel finished in White baked enamel. It will attach to the fan deck via snaps in the plastic trim pieces and shall have no exposed screw heads.

**FINISH:** All sheet metal parts, except the front cover and galvanized back box, shall be phosphatized, then completely painted by a baked enamel painting process.

\*QMark reserves the right to change specifications without prior notice.

**Models & Specifications:**

ITEM INFORMATION		ELECTRICAL DATA			SHIP WT.
CATALOG NO.	UPC	VOLTS	WATTS	AMPS	
QCH1101F	685360165028	120	1000	8.3	10 lbs
			500	4.7	10 lbs
QCH1151F	685360165035	120	1500	12.5	10 lbs
			750	6.3	10 lbs
QCH1202F	685360165042	240/208	2000/1500	8.3/7.2	10 lbs
			1000/750	4.2/3.6	10 lbs
QCH1207F	685360165059	277/240	2000/1500	7.2/6.3	10 lbs
			1000/750	3.6/3.1	10 lbs

NOTE: Factory-wired for highest wattage, field-convertible to lower wattages.

**Optional Accessories:**

CATALOG NO.	UPC	DESCRIPTION	SHIP WT.
QCHSM	685360058726	Surface mounting sleeve, White	2 lbs
QCHS1	685360058733	1 in. Semi-Recessed Frame, White	
QCHS2	685360058740	2 in. Semi-Recessed Frame, White	
QCHTBF	685360087382	T-Bar Frame Kit, White	5 lbs

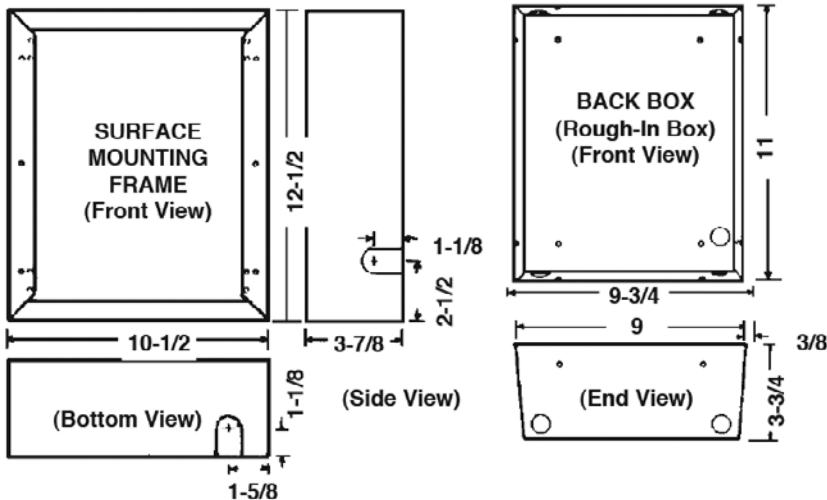
NOTE: Requires two separate leads from heater to single-pole wall thermostat.

**Mounting Limitations:**

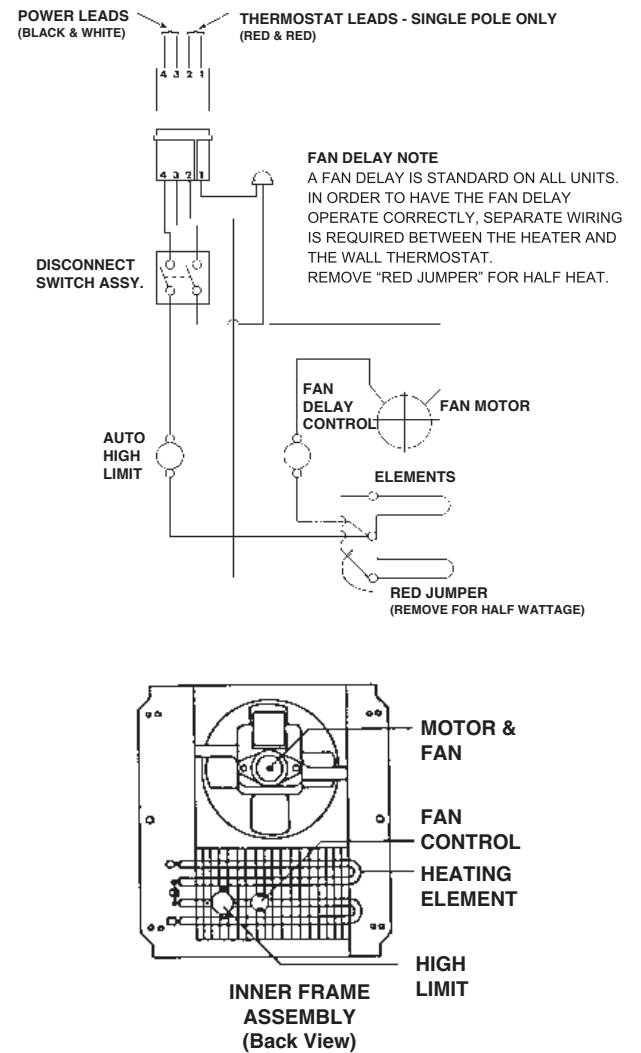
Heaters are designed for surface or recessed mounting in ceiling. They must be mounted a minimum of 6' from floor and 24" from any adjacent wall or obstruction.

NOTE: In order to have the fan delay operate correctly, three wires are required between the heater and the wall thermostat. (See figure 1).

**Dimensions and Clearances:**



**Wiring Diagram:**



No matter the industry or application, Marley Engineered Products has a robust portfolio of innovative, reliable, high-performance comfort heating and ventilation solutions for all your heating needs.

For more information or assistance on your next project, contact Technical Services at 800-642-4328

Scan the QR code to access additional specs and features



Approvals: \_\_\_\_\_