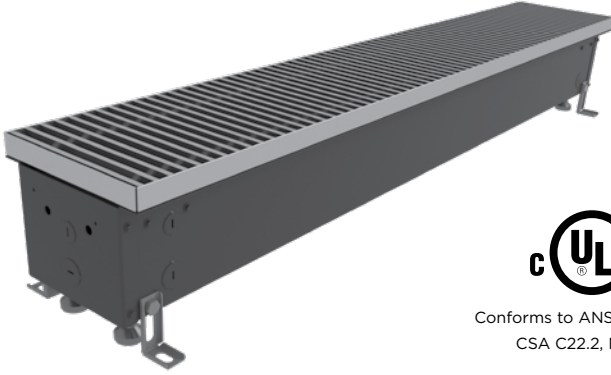




470 Beauty Spot Rd. E  
Bennettsville, SC 29512

SUBMITTAL SHEET  
THX™ SERIES  
**UL LISTED**  
**IN-FLOOR PERIMETER**  
**CONVECTION HEATER**

See Selection Chart for Options



Conforms to ANSI/UL2021 &  
CSA C22.2, NO. 46

THX™ SERIES - UL LISTED IN-FLOOR PERIMETER CONVECTION HEATER

JOB NAME: \_\_\_\_\_

LOCATION: \_\_\_\_\_

ARCHITECT: \_\_\_\_\_

ENGINEER: \_\_\_\_\_

CONTRACTOR: \_\_\_\_\_

SUBMITTED BY: \_\_\_\_\_ DATE: \_\_\_\_\_

TAG/ITEM	QTY.	CATALOG NUMBER	HEATER			AMPS	BUILT-IN CONTROL	GRILLE TYPE	GRILLE FINISH
			KW	VOLTS	Ø				

ACCESSORIES AND CONTROLS	TAG/ITEM	QTY.	CATALOG NUMBER	DESCRIPTION

SUBMITTED BY:	DATE

APPROVED BY:	DATE

## **ARCHITECT'S AND ENGINEER'S SPECIFICATIONS\***

Furnish and install, where indicated on plans, THX Series convector type heaters, suitable for continuous operation, as manufactured by QMark® A Division of Marley Engineered Products®, Bennettsville, SC.

**CABINET/GRILLES** Shall be 16-gauge (.060" min.) galvanized steel enclosure, with a heavy-duty gauge, extruded, architectural aluminum bar grilles. The unit shall have the capacity to hold over two times the allowed UL listing weight. Each grille bar shall be of concave design. The grilles shall be either flush mount or surface mount, and come in multiple color/finish options.

**SIZE** Heaters shall be of zero vertical profile, with the entire enclosure recessed in the floor (6<sup>1</sup>/<sub>8</sub>" x 7<sup>7</sup>/<sub>8</sub>") and available in standard lengths from 2-5 feet, with modular lengths above 5 feet.

**HEATING LENGTHS, VOLTAGES, WATTAGE** Heater lengths, voltages and wattage capacities shall be as indicated on the plans.

**FINISH** The grille shall be finished with polyester powder paint or anodized phosphate coating to resist corrosion.

**WATER AND DEBRIS MANAGEMENT** Heater shall include gaskets/seals for all control compartments in order to deter the entrants of water and debris. Each unit shall include a debris catch screen just below the grille, that will impede debris from falling inside of the unit and onto the elements.

**HEATING ELEMENTS** The nickel-chromium heating element wire shall be encased in a magnesium phosphate material inside a steel sheath for maximum, trouble-free element life. Aluminum fins shall be pressure bonded to the steel sheath. Elements shall be centered anchored and shall float freely at each end through high-temperature Noryl bushings. Stainless steel elements with aluminum fins shall also be available.

**WIRING, ELECTRICAL, SAFETY** Units shall be UL listed with gasketed junction boxes, end-to-end wire way, and multiple knockout locations for field wiring entry on either end or bottom. Heaters shall contain a dual safety limit chain standard, with both manual and automatic reset. All optional factory, build-in controls will be included in every unit, with no separate control sections needed unless otherwise indicated on the plans.

**MOUNTING** Heaters are listed for three mounting options, out of the box: frame mounted, concrete pour, direct on slab with legs. The heater shall come standard with 4 adjustable leveling legs, and configurable with mounting legs for additional securing points.

**OPTIONAL BUILT-IN CONTROLS** Power on/off switch, power relay, low-voltage control relays, and, singly or in combination, may be specified for factory installation in heaters. All optional factory build-in controls, and manual reset, are accessible via removal of the junction box covers.

*\*QMark reserves the right to change specifications without prior notice.*

**Models & Specifications:**

MODEL	LENGTH	WATTS PER FT*	TOTAL WATTS	AMPERAGE			# OF ELEMENTS	SHIP WEIGHT LBS.
				208 VAC	240 VAC	277 VAC		
THXQ 02188	2'	188	376 (1282)	1.8	1.6	1.4	1	30
THXQ 02250		250	500 (1705)	2.4	2.1	1.8		
THXQ 03188	3'	188	564 (1923)	2.7	2.4	2.0		40
THXQ 03250		250	750 (2558)	3.6	3.1	2.7		
THXQ 04188	4'	188	752 (2564)	3.6	3.1	2.7		52
THXQ 04250		250	1000 (3410)	4.8	4.2	3.6		
THXQ 05188	5'	188	940 (3205)	4.5	3.9	3.4	60	
THXQ 05250		250	1250 (4263)	6.0	5.2	4.5		

(Contact your local Marley Sales Representative for typically associated lead times)  
 For all sizes above 5', the units can be modularized together. Reference instruction manual for additional detail. For additional output contact Marley's Technical Services.

**Optional Accessories:**

ACCESSORY	DESCRIPTION
Blank Sections	12", 18", 2', 3', 4', 5'
Corner Sections	90° (without grille)

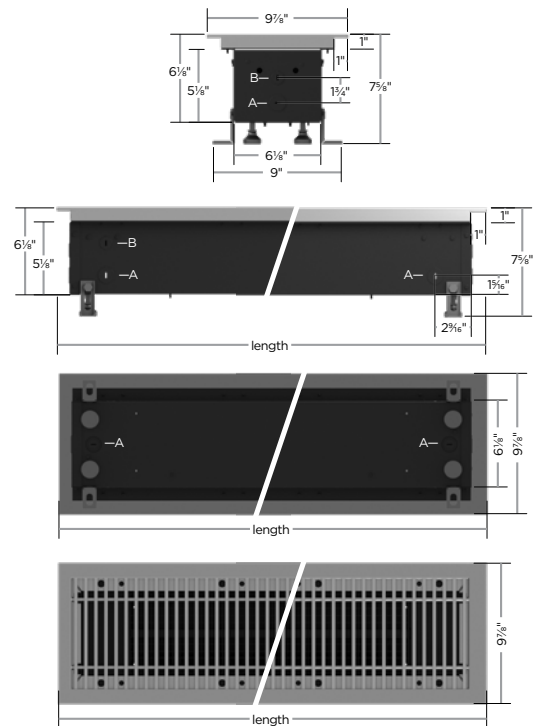
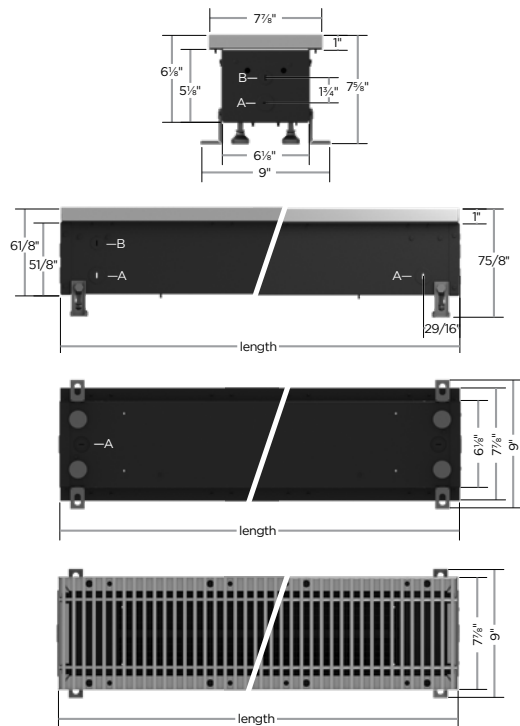
**Optional Built-In Controls:**

SUFFIX*	OPTIONAL BUILT-IN CONTROL	USE CASE(S)	RATINGS & DESCRIPTION
DS	Power On/Off Switch	Ideal for servicing	Double-pole, rated 20 amp @ 120-277 VAC. (See Note A) For three-phase heaters and single-phase heaters over 20 amps specify two.
TR	Transformer "Relay"	Ideal for remote, low voltage thermostats	Single-pole, low voltage relay with built-in transformer (24 VAC control), rated 22 amps @ 120-240 VAC and 22 amps @ 277 VAC. (See note E) 17 amps @ 347V. Not available on three-phase heaters.
PR	Power Relay	Ideal for multiple heater connections or BMS / EMS connections	Single-pole thermal time delay relay, rated 25 amps @ 120-600 VAC. (See Notes E & F). Specify control voltage.

\* Addition To Basic Catalog No. (See Note D)      NOTE: Reference the submittal sheet or additional detail

FLUSH GRILLE DIMENSIONS				
Size	2 ft.	3 ft.	4 ft.	5 ft.
Length	24 1/8" (613mm)	36 1/8" (918mm)	48 1/8" (1,223mm)	60 1/8" (1,528mm)
Grille Width	7 7/8" (200mm)			
Cabinet Width	6 1/8" (156mm)			
Depth	6 1/8" (156mm)			
A - Diameter (Nested)	1/2" (3/4")			
B - Diameter	1/2"			
Leveling Leg Adjustment	1-2" (26-52mm)			

SURFACE GRILLE DIMENSIONS				
Size	2 ft.	3 ft.	4 ft.	5 ft.
Length	26 1/8" (664mm)	38 1/8" (969mm)	50 1/8" (1,273mm)	62 1/8" (1,578mm)
Grille Width	9 7/8" (251mm)			
Cabinet Width	6 1/8" (156mm)			
Depth	6 1/8" (156mm)			
A - Diameter (Nested)	1/2" (3/4")			
B - Diameter	1/2"			
Leveling Leg Adjustment	1-2" (26-52mm)			

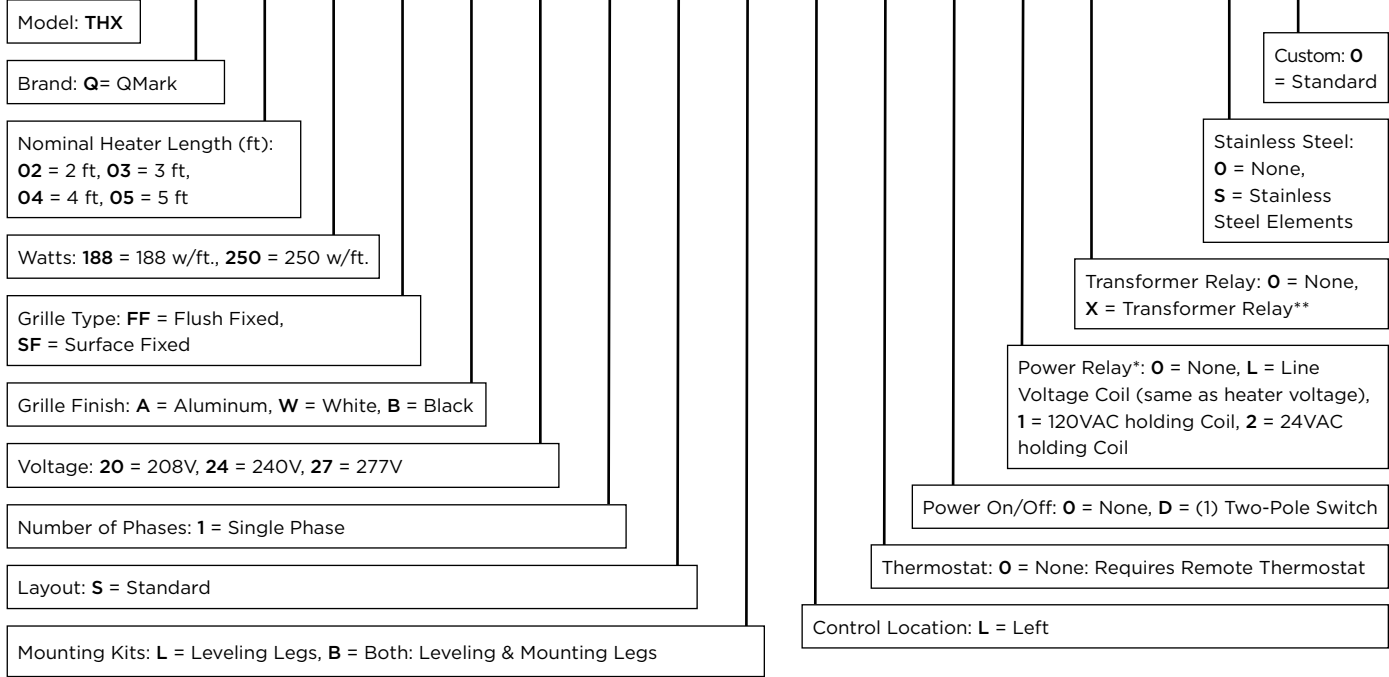


Approvals: \_\_\_\_\_

**How to Order**

Example:

**THX Q 02 250 FF A 27 1 S L L 0 0 0 0 0 0 0**



\*Power relay requires external voltage  
 \*\*Provides 24VAC power for external wall thermostat.

No matter the industry or application, Marley Engineered Products has a robust portfolio of innovative, reliable, high-performance comfort heating and ventilation solutions for all your heating needs.

For more information or assistance on your next project, contact Technical Services at 800-642-4328

**Scan the QR code to access additional specs and features**



Approvals: \_\_\_\_\_