

MCSSAR MECHANICAL ARTISAN™ ARCHITECTURAL HEAVY-DUTY WALL HEATER



IDEAL SPACES

- Bedrooms
- Living/Family Rooms
- Basements
- Offices
- Conference Rooms
- Lobbies
- Waiting Rooms
- Entrance Ways
- Vestibules
- Restaurants
- Stairwells

COLORS

- White
- Aluminum

DIMENSIONS

- Grille: 19-1/4"H x 15-13/16"W x 1-3/8"D
- Back Box: 18-1/4"H x 14-3/8"W x 3-3/4"D

TEMP RANGE

- 40°– 99°F

CFM

- 100



- Contemporary, yet functional design
- Save time and money on installation
- Two-piece construction; includes back box, element/fan deck/grille
- Built-in, tamper-resistant thermostat
- Recess or surface mounting to wall
- Excellent for zone heating - heat where you do need it, not where you don't
- Steel-sheathed heating element combines the durability of a steel tubular heater with the excellent heat transfer characteristics of aluminum fins
- Rugged heavy-duty aluminum die-cast grille
- Power on/off switch for added safety during maintenance

www.qmarkmep.com

For Technical Services, Call 800-642-4328

ITEM# QFLY_MCSSAR_0518-1



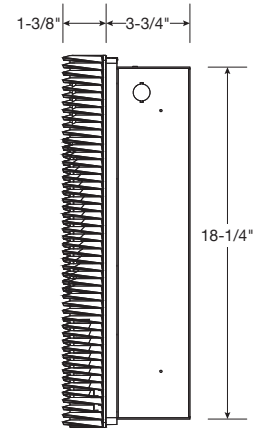
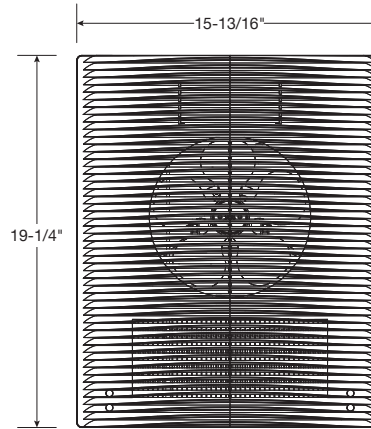
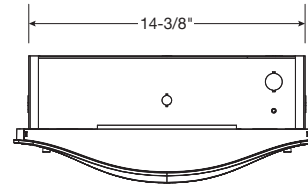
MCSSAR MECHANICAL ARTISAN™ ARCHITECTURAL HEAVY-DUTY WALL HEATER

MODELS & SPECIFICATIONS

CATALOG NO.	UPC	VOLTS	WATTS	AMPS	PHASES	BTU/HR.	SHIP WT. (LBS.)
MCSSAR1802	6 85360 16105 1	120	1800/900	15	1	6,142	27
MCSSAR4808	6 85360 16111 2	208	4000/2000	19.2	1	13,640	27
MCSSAR4804	6 85360 16109 9	240	4800/2400	20	1	16,368	27
MCSSAR4807	6 85360 16107 5	277	4800/2400	17.3	1	16,368	27

SURFACE MOUNTING FRAME ACCESSORIES

CATALOG NO.	UPC	DESCRIPTION	SHIP WT. (LBS)
HTWHSM	6 85360 15545 6	Surface Mounting Frame 16-1/4"W x 19-3/8"H x 3-7/8"D	4
HTWHS1	6 85360 15548 7	1 in. Semi-Recess Mounting Frame 16-1/4"W x 19-3/8"H x 1"D	4
HTWHS2	6 85360 15551 7	2 in. Semi-Recess Mounting Frame 16-1/4"W x 19-3/8"H x 2"D	4
MCAR2	6 85360 16160 0	24V Time-delay relay rated 30A @ 120 - 277V	2
MCAR12	6 85360 16159 4	120V Time-delay relay rated 30A @ 120 - 277V	2



NOTE: Standard grille color is White. Add AL (Aluminum) suffix to catalog number (ex. MCSSAR4808AL). Allow two weeks delivery for models with special color.
Mounting Limitations: For wall mounting, do not install back box closer than 8 in. from floor or adjacent wall. Do not install heater behind towel rack, behind door, in floor, in closet, in ceiling or where air flow may be obstructed. All controls are concealed behind the front cover making them essentially tamper proof. They will accommodate pneumatic/ electric or low-voltage controls commonly used with computerized energy management systems.