



QFG SERIES FAN-FORCED WALL HEATER



IDEAL SPACES

- Bedrooms
- Living/Family Rooms
- Kitchens
- Bathrooms
- Basements
- Offices
- Conference Rooms
- Hallways
- Lobbies
- Waiting Rooms

COLORS

- White

DIMENSIONS

- Grille: 7-3/4"H x 16-7/8"W x 7/8"D
- Back Box: 6-5/8"H x 14-3/8"W x 4-3/8"D

TEMP RANGE

- 40°– 85°F

CFM

- 50

- Patented CLIP-N-FIT® feature allows installer to change the desired wattage output without moving the jumper wire
- Three-piece construction for ease of installation
- Tangential blower for whisper quiet operation
- White durable polyester powder coat finish
- Use multiple heaters controlled by a single thermostat
- Open coil element assures instantaneous heat and low maintenance
- Dual Protection: Thermal cutout with indicator light and one time thermal fuse
- Permanently lubricated fan motor and dust-protected bearings
- Use with built-in or wall-mounted thermostat

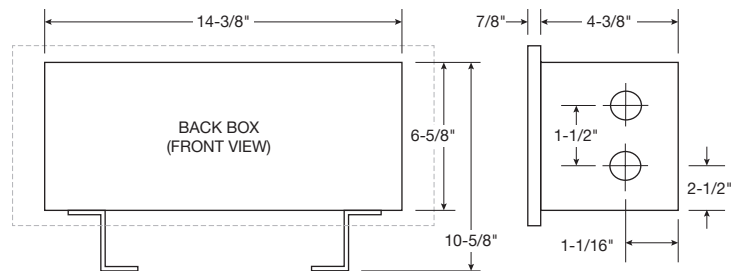
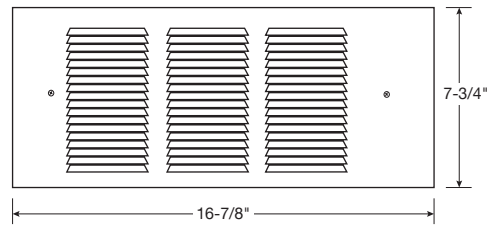


QFG SERIES FAN-FORCED WALL HEATER

MODELS & SPECIFICATIONS

CATALOG NO.	UPC	VOLTS	WATTS	AMPS	BUILT IN THERM	SHIP WT. (LBS.)
QFG1512IFM	6-85360 08809 9	120	375/750/1125/1500	3.1/6.3/9.4/12.5	No	8
QFG2024IFM	6-85360 08810 5	240	500/1000/1500/2000	2.1/4.2/6.3/8.3	No	8
QFG2224IFM	6-85360 08811 2	240	563/1125/1688/2250	2.3/4.7/7.0/9.4	No	8
QFG2228IF	6-85360 05947 1	208	2200	10.6	No	8
QFG1512T2M	6-85360 05937 2	120	1500/1125/750/375	12.5/9.4/6.3/3.1	Yes	8
QFG2024T2M	6-85360 05941 9	240	2000/1500/1000/500	8.3/6.3/4.2/2.1	Yes	8
QFG2224T2M	6-85360 05946 4	240	2250/1688/1125/563	9.4/7.0/4.7/2.3	Yes	8

NOTE: *Will operate on 208V at 75% of rated wattages. "IF" models include heater assembly and grille only. Order back box separately; See accessories. For installations over 7,500 ft. above sea level we recommend using models under 1500 watts. "T2" Model are complete heater assemblies with grille, back box, and thermostat. For wall mounting only. Do not install back box closer than 4 in. from floor, 6 in. from adjacent walls and 36 in. from the ceiling. Do not install heater behind towel rack, behind door, in floor, in closet, in ceiling or where airflow may be obstructed. To insure proper operation, maintain 5 ft. minimum clearance to furniture or other objects placed directly in front of the heater.



ACCESSORIES

CATALOG NO.	UPC	DESCRIPTION	SHIP WT. (LBS)
GFRBB	6 85360 03362 4	Single Backbox For QFG Series Heater	2
GFRBB6	6 85360 03363 1	Multi-Pack Backbox (6Pcs)	10
QFGTSP	6 85360 03367 9	Single-Pole Thermostat (Field-Installed)	1
QFGTDP	6 85360 03366 2	Double-Pole Thermostat (Field-Installed)	1
GFRSM	6 85360 03364 8	Surface Mounting Frame	2