

Customer Information Form – Berko Toe-Space Heater Program

Important Note: *Not all Berko Toe-Space Heaters are involved in this program. ONLY those models manufactured before February 15, 1985, as shown in the **How To Check Your Heater** instructions, are eligible for the rebate or discount program.*

Please complete this form and return to the address shown with the required part(s) from your old heater(s) to be eligible for the rebate or discount on the purchase of a new heater (or heaters). Remember, we must receive the plug from each heater with this form for your request to be considered.

Applying for: \$25 Rebate Discount on replacement heater(s) & labor allowance

Please Print Clearly

Name: _____ Home Phone: _____ - _____ Other Phone: _____ - _____

Address: _____ Apt #: _____ City: _____ State: ____ Zip: _____

Heater Information: Total number of affected TS heaters in my home _____

Heater #1:

Heater Location: Kitchen Bathroom Below Cabinets at floor level Other _____

Nameplate Name: Berko Electric Emerson Other _____

Heater Model (Shown on Nameplate) _____ Date Code Stamp _____

Does heater have thermal fuse ? Yes No Supply Voltage 120 Vac 240 Vac

Type thermostat provided Wall (line voltage) Heater (built-in) Other _____

Comments: _____

Heater #2:

Heater Location: Kitchen Bathroom Below Cabinets at floor level Other _____

Nameplate Name: Berko Electric Emerson Other _____

Heater Model (Shown on Nameplate) _____ Date Code Stamp _____

Does heater have thermal fuse ? Yes No Supply Voltage 120 Vac 240 Vac

Type thermostat provided Wall (line voltage) Heater (built-in) Other _____

Comments: _____

As a condition of my completion of this form and submitting for either the Rebate or Replacement Heater Discount, I understand and agree to disable each affected Berko Toe-Space heater in my home so it cannot be used again.

Customer Signature: _____ **Date:** _____

News from CPSC

U.S. Consumer Product Safety Commission

Office of Information and Public Affairs

Washington, D.C. 20207

For Immediate Release
August 15, 2007

Firm's Recall Hotline: (800) 642-4328
CPSC Recall Hotline: (800) 638-2772
CPSC Media Contact: (301) 504-7908

Berko Electric Toe-Space Heaters Recalled Due to Fire Hazard

WASHINGTON, D.C. – The U.S. Consumer Product Safety Commission, in cooperation with the firm named below, today announced a voluntary recall of the following consumer product. Consumers should stop using recalled products immediately unless otherwise instructed. (To access color photos of the following recalled products, see CPSC's Web site at www.cpsc.gov.)

Name of Products: Toe-Space Electric Heaters

Units: About 84,000

Manufacturer: Berko Electric, of Peru, Ind., now known as Marley Engineered Products, of Bennettsville, S.C.

Hazard: If the fan stops working and the heater continues to run, the unit can overheat, posing a fire hazard.

Incidents/Injuries: Marley has received 29 reports of fires resulting in property damage. No injuries have been reported.


Description: The recall involves electric, toe-space heaters typically installed in kitchens and bathrooms at floor level in the recessed space under cabinets. The recall includes Berko Electric catalog numbers TS, TS-1 and TS-1A and Emerson Electric "Chromalox Comfort Heating" and "Environmental Products" catalog number KSH2000. The heater is controlled by a wall thermostat or a thermostat mounted on the front of the heater. The heater has a removable, black metal grille that measures 23 ½ -inches wide and 3 ½ -inches tall with five sets of openings, each with seven horizontal louvers.

Sold by: Berko Electric wholesale distributors nationwide from 1972 through February 1985 and Emerson Electric wholesale distributors from 1980 through February 1985 for between \$70 and \$170.

Manufactured In: United States

Remedy: Consumers should immediately turn off the heater at the thermostat and, if possible, at the home's circuit breaker or fuse. Consumers should contact Marley to determine if they have a recalled heater. Marley will provide a \$25 rebate or 50% off a new heater and an additional \$50 off to be applied toward installation and labor.

Consumer Contact: For additional information, call Marley at (800) 642-4328 between 8:00 a.m. and 4:30 p.m. ET Monday through Friday, or visit the firm's Web site at www.berkomep.com/ts.htm



Send the link for this page to a friend! The U.S. Consumer Product Safety Commission is charged with protecting the public from unreasonable risks of serious injury or death from more than 15,000 types of consumer products under the agency's jurisdiction. Deaths, injuries and property damage from consumer product incidents cost the nation more than \$700 billion annually. The CPSC is committed to protecting consumers and families from products that pose a fire, electrical, chemical, or mechanical hazard or can injure children. The CPSC's work to ensure the safety of consumer products - such as toys, cribs, power tools, cigarette lighters, and household chemicals - contributed significantly to the 30 percent decline in the rate of deaths and injuries associated with consumer products over the past 30 years.

To report a dangerous product or a product-related injury, call CPSC's hotline at (800) 638-2772 or CPSC's teletypewriter at (800) 638-8270, or visit CPSC's web site at www.cpsc.gov/talk.html. To join a CPSC email subscription list, please go to www.cpsc.gov/cpscslst.asp. Consumers can obtain this release and recall information at CPSC's Web site at www.cpsc.gov.

####



IMPORTANT SAFETY RECALL NOTICE – RISK OF FIRE – ACTION REQUIRED

August 15, 2007

To All Berko Customers;

Marley Engineered Products, in cooperation with the US Consumer Product Safety Commission (CPSC), has announced a voluntary recall to replace or take out of service older (obsolete) Berko Electric Catalog Nos. TS, TS-1 and TS-1-A Toe-Space electric heaters manufactured by Berko Electric, Peru, Indiana from 1972 until February 15, 1985. Models built after February 15, 1985 (including the current S series models) were provided with a back up thermal fuse (TCO) and are not included in this program.

The Problem: If the fan (blower) fails to run, and the heater is allowed to cycle for a prolonged time on the automatic thermal limit, wiring inside the heater may be damaged and short to the heater housing. This may cause a fire.

The Remedy: Consumers having the affected heaters should stop using them immediately. For detailed instructions for identifying and disconnecting the affected heaters go to www.berkomep.com/ts.htm or call 1-800-642-HEAT (4328) toll free. Qualified home owners may be eligible to receive a \$25 per heater rebate for disabling their old heater(s) or, if they desire to purchase a new replacement heater, receive a discount of 50% off List Price and an allowance of up to \$50 for installation costs. To qualify for either the rebate or discount, consumers must return the heater plug assembly from each old heater and complete a customer information form.

Action Required: Please post this notice and the enclosed poster for your customers to see and take any other action you believe is appropriate to help in getting this notice out to all your Berko customers. In addition, if you have records showing sales of these heaters from this period, please contact your customers directly and provide this notice. If you wish for Marley to notify those customers, please provide your customer information to us including: customer name, address, principal/owner or contact, phone, fax and email addresses. Please forward these records to:

TS Replacement Program
Marley Engineered Products
470 Beauty Spot Road East
Bennettsville, SC 29512

Finally, so that we can appropriately document the actions and effectiveness of this program, we ask that you provide to us a report on what actions you have taken and what responses you receive. Thank you for your assistance in this program. If you have questions, please call the factory at 800-542-HEAT (4328).

Sincerely,

A handwritten signature in black ink, appearing to read "Jim Pomplun".

Jim Pomplun
VP Sales
Marley Engineered Products

Berko Electric / Marley Engineered Products Toe-Space Heater Recall

HOW TO CHECK YOUR HEATER

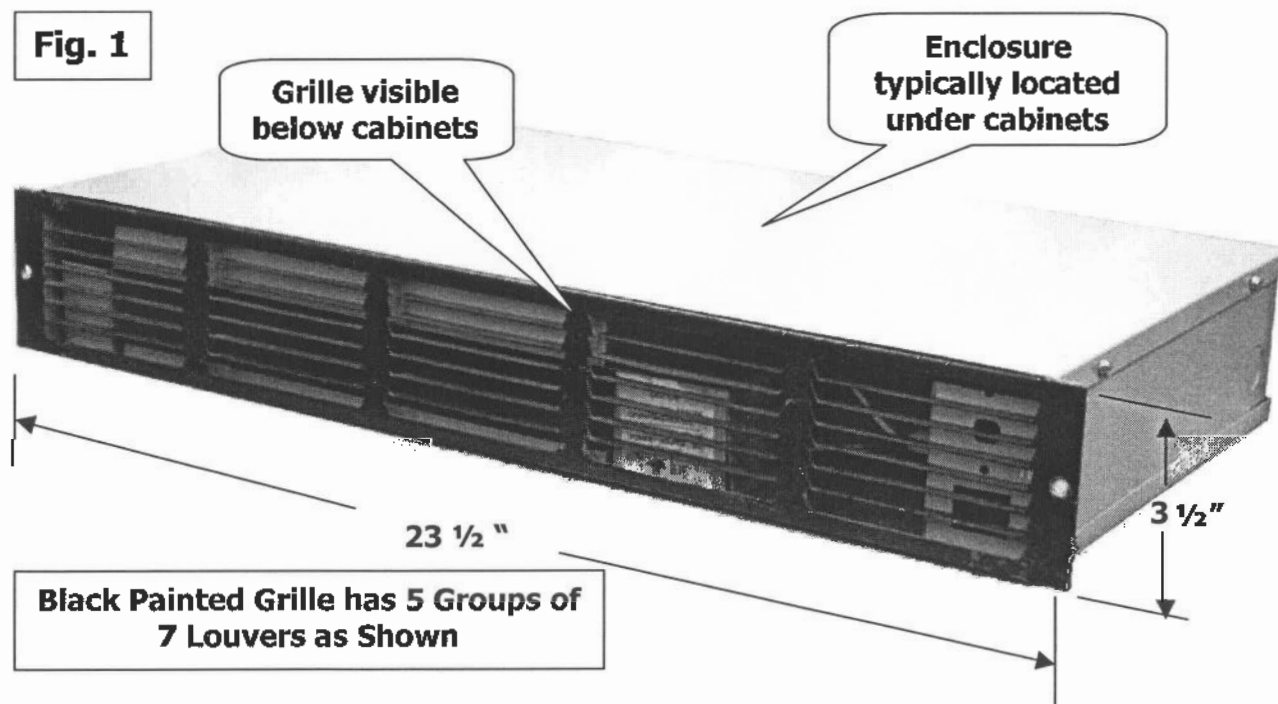
- CAUTION -

To prevent a possible electric shock, switch circuit breaker OFF (or remove fuses to heater circuit) at electrical box and turn heater thermostat to the OFF position before inspecting heater.

General: Toe-Space heaters are typically installed in kitchens and bathrooms below cabinets in the recessed toe (or kick) space at floor level.

STEP 1:

To determine if you have an affected heater, first check the heater grille to determine if it looks like the one pictured and measures approximately 23-1/2" wide by 3-1/2" tall (see Fig. 1). If it looks like the picture and measures the correct size, proceed to STEP 2, otherwise, the heater is not one affected by this recall.

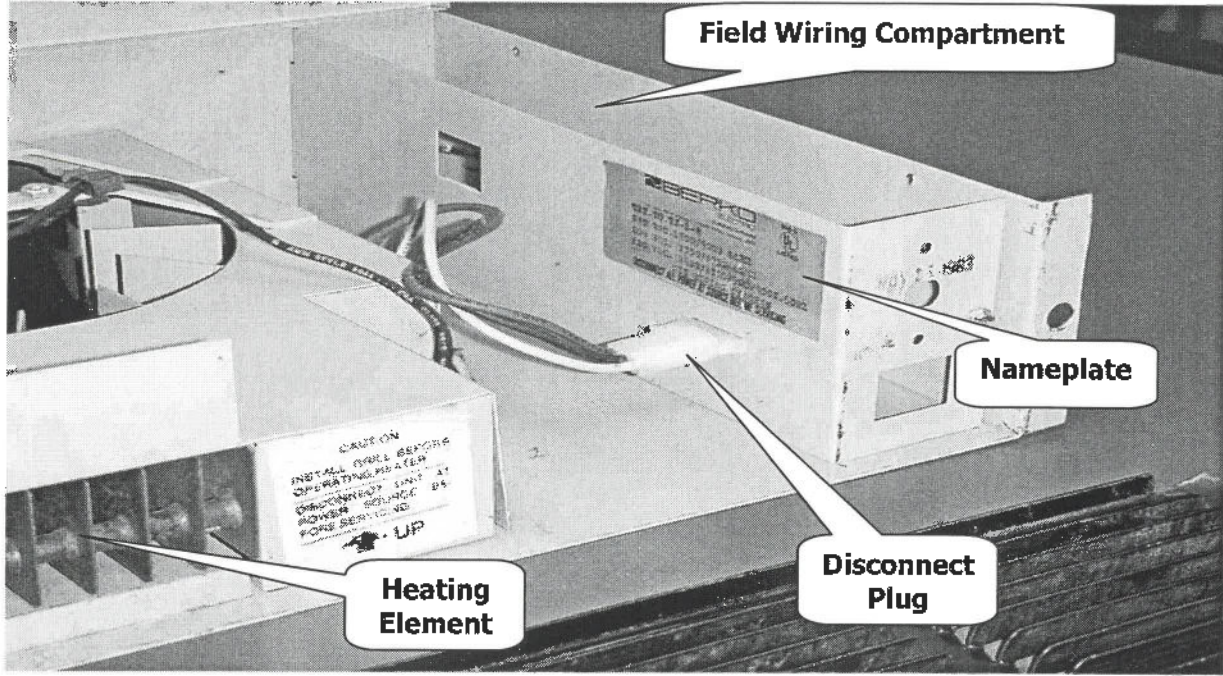


STEP 2:

If the grille is as shown, next you will need to look inside the heater to check the heater nameplate as shown in Fig. 2. It will probably be necessary to remove the grille to see clearly, although the nameplate may be visible by looking through the grille. Be sure power to heater is OFF before removing the grille. If the nameplate shows the heater is one of the affected models, proceed to STEP 3.


Fig. 2

Heater Interior (With Grille and Top of Enclosure Removed for Clarity)



Affected models included in this recall:

- Berko Electric Cat. Nos. **TS, TS-1 and TS-1-A** which do not have a thermal fuse
- Emerson Cat. No. **KSH 2000** which does not have a thermal fuse
- Typical Berko Nameplate Photo:




STEP 3:

Newer models built after February 15, 1985 include a back-up thermal fuse. Check to see if your heater has the thermal fuse as shown. If your heater has the thermal fuse, the heater is NOT affected by this recall. If it does not have the thermal fuse, proceed to WHAT TO DO IF I HAVE AN AFFECTED HEATER.

Fig. 3

Newer Berko Toe-Space Heater With Thermal Fuse

(NOT INCLUDED IN THE DISCOUNT REPLACEMENT PROGRAM)

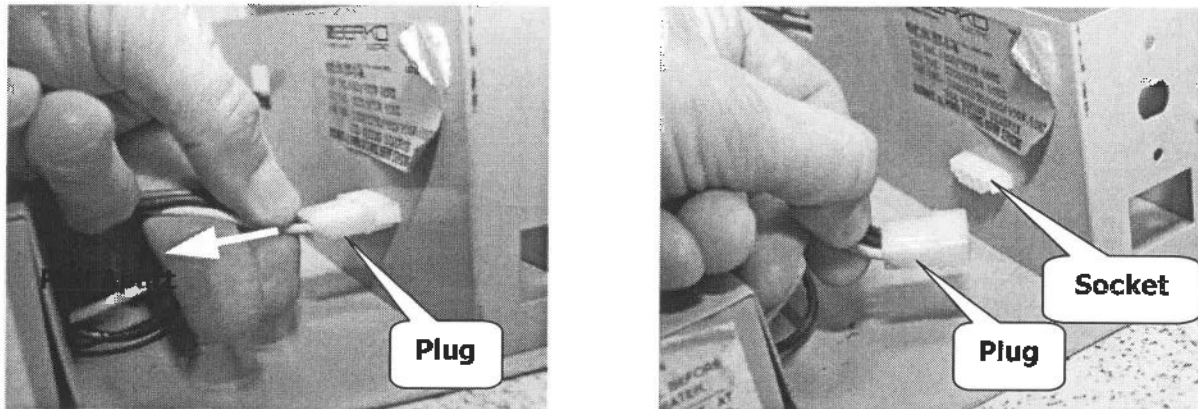


Note: To confirm if your heater has the thermal fuse may require that you slide the heater section out of the enclosure slightly so you can see since the fuse will be located behind the metal baffle.

WHAT TO DO IF YOU HAVE AN AFFECTED HEATER

STOP USING YOUR HEATER IMMEDIATELY AND UNPLUG THE HEATER SO IT CANNOT OPERATE

To unplug the heater, disconnect the heater plug from the heater socket as shown below.



How to get a \$25 Rebate:

To encourage the disconnecting of these old heaters, Marley is providing a \$25 per heater rebate for each affected heater that is disabled. To obtain the \$25 rebate, you will need to: 1) cut the plug from each heater (after it is unplugged), 2) complete a Customer Information Form and, 3) return these items to the address shown on the form.

How to Order Replacement Heater(s):

Marley is also offering a discount of 50% off of Berko's Suggested List Price toward the purchase of replacement heaters. In addition, Marley will reduce the price of each heater by an additional \$50 to allow for labor and installation costs. To be eligible for the discount, you must: 1) cut the plug from each heater (after it is unplugged), 2) complete a Customer Information Form, 3) complete a Toe Space Heater Order Form, and 4) return these items (with your payment) to the address shown on the form.

How to get the forms and additional information:

- Visit our website: www.berkomep.com/ts.htm, or
- Send us a request by email at TS@marleymep.spx.com, or
- Call our toll-free hot line 1-800-642-4328 (M-F, 8 AM- 4:30 PM)

INFORMATION REQUIRED WHEN ORDERING REPLACEMENT HEATER(S):

- IMPORTANT NOTE -

If you do not have experience in identifying the types of information below or in wiring electrical products, Marley recommends that you seek the assistance of a professional electrician.

1) The power supply voltage to your heater:

Your old heater was designed so it could be installed and used at 240 volts (standard from factory) or rewired by the installer to be used at 120 volts. The replacement heater is of a new design and will be either a model S1104 (240 volt) or a model S1100 (120 volt) and you must specify which unit you need.

- WARNING -

*Use of a replacement heater at the incorrect voltage could damage the heater or create a fire hazard. The power supply voltage **MUST** match your new heater voltage rating (as printed on the heater nameplate).*

2) The type of thermostat that you have with your heater:

- *wall mounted or*
- *built-in (installed in your heater)*

Note: *If you do not have a wall thermostat, your heater should have a built-in thermostat and this must be ordered with the new heater. If you already have a wall thermostat, it should be suitable to reuse with your new heater.*

3) How you wish to pay for your new heater(s):

- *Cashiers Check*
- *Money Order*
- *Major Credit /Bank Card*

Payment must be received with your order – cash and personal checks not accepted

Instructions for Removing Toe-Space Heater Parts To Be Returned To Factory


**(Required to Receive Rebate or Discount
on New Replacement Heater)**

Step 1. Turn Thermostat to the OFF Position and Disconnect Power to Heater at Electrical Panel (Switch Breaker to OFF or Remove Fuses)


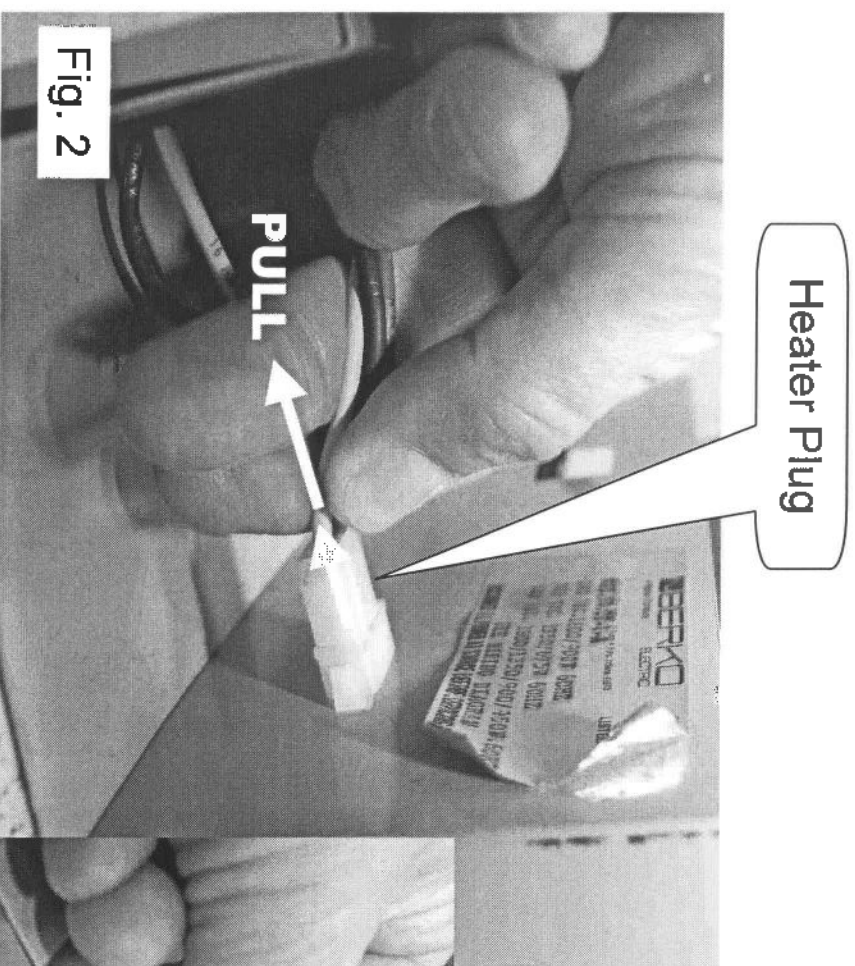
WARNING: Risk of Electric Shock – Make Sure All Power To Heater Is OFF At Electrical Panel Before Proceeding to Step 2.

Step 2. Remove Grille by removing the two screws as shown in Fig. 1, (A & B)

Fig. 1



Step 3. Disconnect Heater Plug From Socket By Pulling Apart (See Figs. 2 & 3)
(Grille and Enclosure Top Cover Removed for Clarity)



Step 4. Cut Wires and Remove Heater Plug Assembly As Shown (See Fig. 4)




Fig. 4

Wire Cutter

Nameplate

**Heater Plug Assembly
(after unplugged from heater socket)**

Step 5. Record the Heater Catalog Number from Nameplate Label (Fig 5) and Complete Customer Information Form

(see website www.berkomep.com/ls.htm or contact factory to obtain forms).

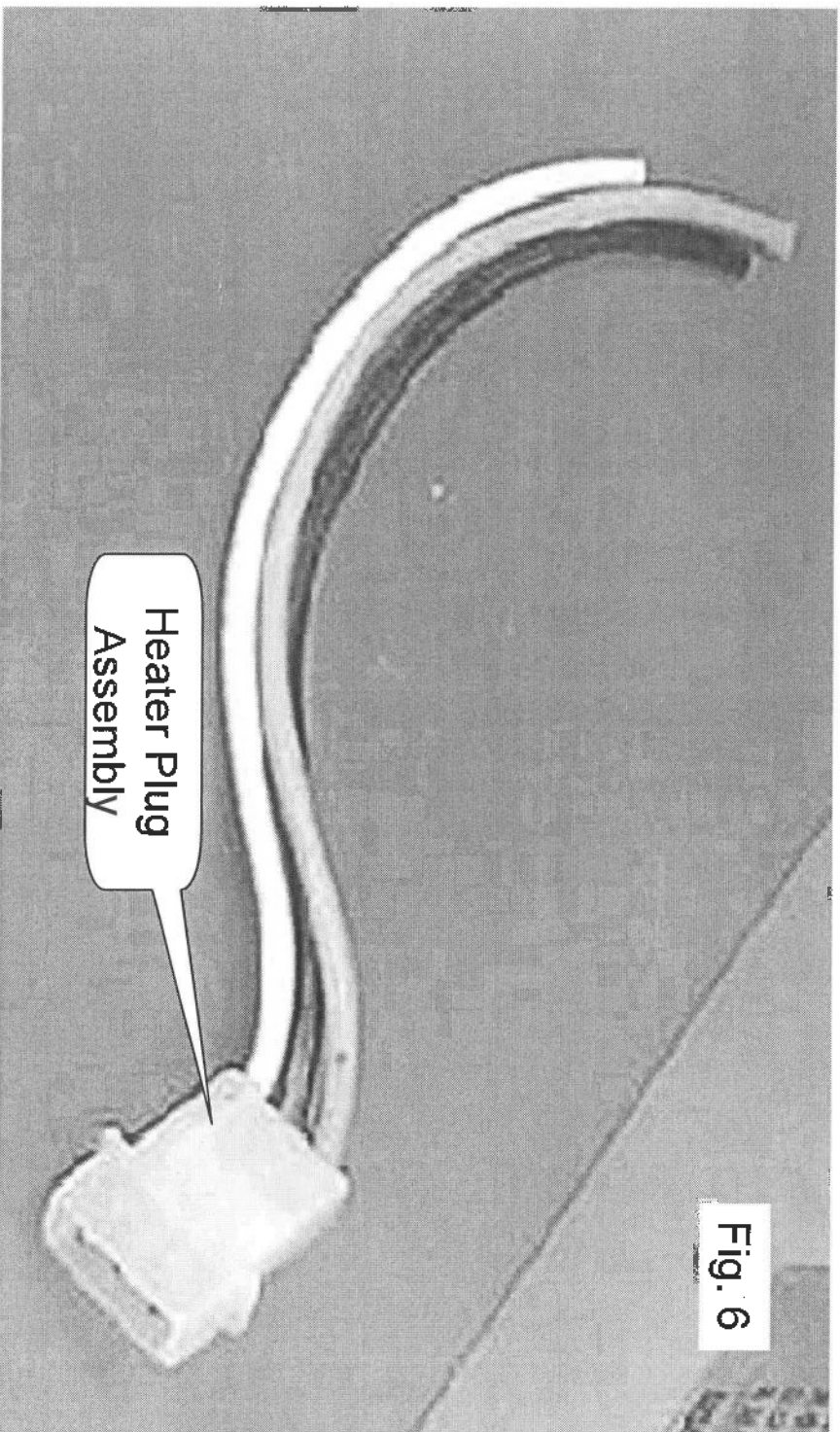
Catalog
Number

Fig. 5 Berko Nameplate Label
(Located Adjacent To Plug And Socket)



Step 6. Return Heater Plug Assembly (Fig 6) And Completed Customer Information Form to Factory for \$25 Rebate or Discount on Purchase of New Heater.

Note: Heater Order Form and Payment Also Required To Purchase New Heater.




Return Address:
for \$25 Rebate or
Replacement Heater Orders

TS Replacement Program
Marley Engineered Products
470 Beauty Spot Road East
Bennettsville, SC 29512


SAFETY RECALL NOTICE

Berko Electric Toe Space Heater



Black Painted Grille Measures
23-1/2" Long by 3-1/2" High

(Shown with grille and top enclosure removed)



Nameplate:
Berko Electric Cat. Nos.:
TS, TS-1 and TS-1-A, or
Emerson Cat. No.
KSH2000

Power
Plug

Date Code:
Before
February 15, 1985

Typically installed in kitchens and bathrooms at floor level in the recessed space under cabinets. Manufactured between 1972 and February 1985 under Berko Electric Catalog Numbers TS, TS-1 and TS-1-A and Chromalox Comfort Heating and Environmental Products Divisions of Emerson Electric Company under Catalog Number KSH2000.

- HAZARD -

If the blower fails to run and the heater continues to cycle on and off for a prolonged time, a fire may occur.

If you think you have one of these heaters,

**IMMEDIATELY TURN OFF THE THERMOSTAT AND
CIRCUIT BREAKER (OR REMOVE FUSE)**

**To learn how to determine whether your heater is affected,
visit the website at www.berkomep.com/ts.htm**

or

**call (800) 642-4328 toll-free
between 8:00 a.m. and 4:30 p.m. EDST Monday - Friday**

Marley Engineered Products is offering a \$25 rebate for disconnecting these old heaters or a discount towards the purchase of a new heater plus an allowance for labor.

Toe-Space Heater Order Form

Important Note: To be eligible for the discount price for this heater & labor allowance, you must complete the information sheet and return the part from each old heater as noted in the instructions provided. Please verify the heater you have is one that is covered by this program before sending in your order. Orders received without the appropriate parts and form will not be processed.

Name _____ Phone # (_____) _____ - _____

Street _____ Apt # _____

City _____ State _____ Zip _____

- WARNING -
You MUST verify the voltage you have at your heater before ordering. Use of a replacement heater at the incorrect voltage could damage the heater or create a fire hazard.

Description	Item #	Unit Price @ 50% Off	Less Labor Allowance	Net Unit Cost	Order Qty	Total Cost
120 Volt Heater & Adapter Grille Kit (No Thermostat)	TS1100KIT	\$163.50	-\$50.00	\$113.50		
120 Volt Heater & Adapter Grille Kit With Built-In Thermostat	TS1100KIT2	\$188.30	-\$50.00	\$138.30		
240 Volt Heater & Adapter Grille Kit (No Thermostat)	TS1104KIT	\$163.50	-\$50.00	\$113.50		
240 Volt Heater & Adapter Grille Kit With Built-In Thermostat	TS1104KIT2	\$188.30	-\$50.00	\$138.30		
Unit Price = 50% off current Berko List price					Total Due	

Payment Method - (check appropriate box)

Cashiers Check Enclosed Money Order Enclosed Major Credit or Bank Card

Card Name (check appropriate box): Visa Master-Card American Express

Card Number: _____ Exp. Date: _____

Cardholder Name: _____
(PRINT NAME CLEARLY AS SHOWN ON CARD)

Authorization Signature: _____ Date: _____

Mail Order Form (with payment) and parts from old heaters to:

TS Replacement Program
 Marley Engineered Products
 470 Beauty Spot Road East
 Bennettsville, SC 29512

(allow 3-4 weeks for delivery)