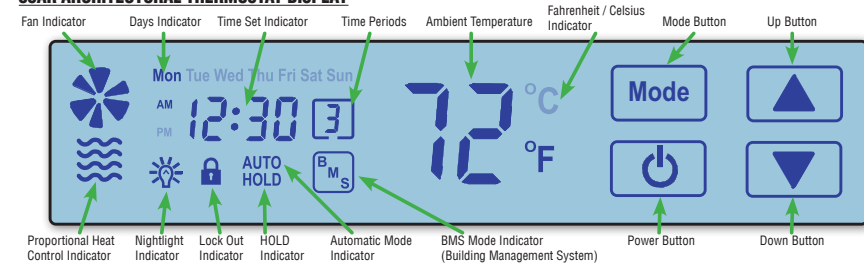
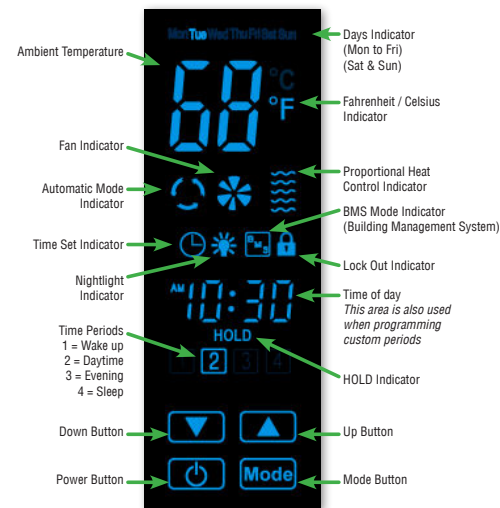


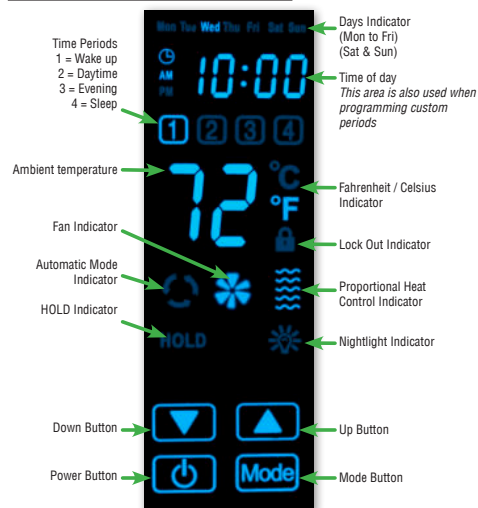
SSAR ARCHITECTURAL THERMOSTAT DISPLAY



SSHO COMMERCIAL THERMOSTAT DISPLAY



HT RESIDENTIAL THERMOSTAT DISPLAY



CONTACT INFORMATION

NAME _____

BUSINESS _____

ADDRESS _____

CITY, STATE, ZIP _____

PHONE _____

EMAIL ADDRESS _____

WEB _____



**Out Smart™
Out Perform™
Out Last™
The Competition**

SmartSeries®



High Output Mechanical



Low Output Mechanical



PRICE RANGE MODEL	\$\$\$\$ SSARW	\$\$\$ SSHO	\$\$ HT
VOLTS	120, 208, 240, 277	208, 240, 277	120, 240
WATTS RANGE	540 - 4,800 <small>540-1800 for 120V models</small>	1,800 - 4,000	200 - 2,000
AMPS RANGE <small>Amp Range does not include heater's maximum amp range because motor amps are not included in the calculation</small>	4.5 - 23.1 <small>Amp range does not include 120V model amp range</small>	6.5 - 19.2	1.7 - 16.7
BTU/HR RANGE	1,843 - 16,378	6,142 - 13,649	682-6,825
WIRE SIZE	10 -12 AWG	10 - 12 AWG	12 - 14 AWG
PHASE	1	1	1
CFM	100	100	100
THERMOSTAT RANGE	41 °F - 99 °F	42 °F - 99 °F	40 °F - 99 °F
TOUCH SCREEN REMOTE CONTROL	LCD YES	LED Yes	LED Yes
THERMAL OVERHEAT PROTECTION	YES Manual-Reset + TCO	YES Manual-Reset	YES Manual-Reset
FAN DELAY	YES	YES	YES
POWER DISCONNECT	NO	YES	NO
BMS COMPATIBLE	YES	YES	NO
GRILLE COLOR	<input type="checkbox"/> Northern White <input type="checkbox"/> Navajo White <input type="checkbox"/> Aluminum <input type="checkbox"/> Bronze	<input type="checkbox"/> Northern White <input checked="" type="checkbox"/> Statuary Bronze	<input type="checkbox"/> Northern White <input type="checkbox"/> Gray
GRILLE DIMENSIONS	19.25"H x 15.85"W	19.19"H x 15.78"W	19.625" H X 13.69" W
WT (LBS)	26	25	23
WARRANTY	1 Year workmanship 5 Years on element	1 Year workmanship 5 Years on element	1 Year workmanship 5 Years on element
CERTIFICATION	cETLus	cETLus	cETLus

PRICE RANGE MODEL	\$\$\$\$ MCSSAR	\$\$\$ AWH	\$\$ CWH 3000	\$ LFK
VOLTS	120, 208, 240, 277	120, 208, 240, 277	120, 208, 240, 277	120, 208, 240, 277
WATTS RANGE	900 - 4,800 <small>Note: The 120V model is 900/1,800 Watts</small>	1,500 - 4,800	1,500 - 4,800	1,500 - 4,800
AMPS RANGE	7.5 - 23.1	12.5 - 23.1	12.5 - 23.1	12.5 - 23.1
BTU/HR RANGE	3,070 - 16,378	5,118-16,378	5,118-16,378	5,118-16,378
WIRE SIZE	10 - 12 AWG	10 - 14 AWG	10 - 14 AWG	10 - 14 AWG
PHASE	1	1, 3	1, 3	1
CFM	100	100	100	100
THERMOSTAT RANGE	40 °F - 90 °F	40 °F - 90 °F	40 °F - 90 °F	40 °F - 90 °F
TOUCH SCREEN REMOTE CONTROL	N/A	N/A	N/A	N/A
THERMAL OVERHEAT PROTECTION	YES Manual-Reset + TCO	YES Manual-Reset	YES Manual-Reset	YES Manual-Reset
FAN DELAY	YES	YES	YES	YES
POWER DISCONNECT	YES	NO	YES	NO
BMS COMPATIBLE	YES	YES	NO	NO
GRILLE COLOR	<input type="checkbox"/> Northern White <input type="checkbox"/> Navajo White <input type="checkbox"/> Aluminum <input type="checkbox"/> Bronze	<input checked="" type="checkbox"/> Statuary Bronze <input type="checkbox"/> Northern White	<input type="checkbox"/> Northern White	<input type="checkbox"/> Northern White
GRILLE DIMENSIONS	19.25"H x 15.75"W	19.31"H x 15.74"W	19.31"H x 15.74"W	19.31"H x 15.74"W
WT (LBS)	28	25	25	23
WARRANTY	1 Year workmanship 5 Years on element	1 Year workmanship 5 Years on element	1 Year workmanship 5 Years on element	1 Year workmanship 5 Years on element
CERTIFICATION	cETLus	cETLus	cETLus	cETLus

PRICE RANGE MODEL	\$\$\$ CWH 1000 ARCHITECTURAL	\$\$ CWH 1000 COMMERCIAL	\$ COS-E	\$\$ GFR REGISTER STYLE
VOLTS	120, 208, 240, 277	120, 208, 240, 277	120, 208, 240	120, 240 <small>Will operate at 208 volt at 75% of rated wattages</small>
WATTS RANGE	500 - 2,000	500 - 2,000	500 - 2,000 CLIP-N-FIT®	375- 2,400 CLIP-N-FIT®
AMPS RANGE	4.2 - 16.7	4.2 - 16.7	4.2 - 16.7	3.1 - 10
BTU/HR RANGE	1,706-6,824	1,706-6,824	1,706-6,824	1,279-8,189
WIRE SIZE	12 - 14 AWG	12 - 14 AWG	10 - 12 AWG	10 - 12 AWG
PHASE	1	1	1	1
CFM	65	65	50	45
THERMOSTAT RANGE	40 °F - 85 °F	40 °F - 85 °F	40 °F - 85 °F	40 °F - 85 °F
TOUCH SCREEN REMOTE CONTROL	N/A	N/A	N/A	N/A
THERMAL OVERHEAT PROTECTION	YES Manual-Reset + TCO	YES Manual-Reset + TCO	YES Manual-Reset + TCO	YES Manual-Reset
FAN DELAY	YES	YES	NO	NO
POWER DISCONNECT	YES	YES	NO	NO
BMS COMPATIBLE	NO	NO	NO	NO
GRILLE COLOR	<input checked="" type="checkbox"/> Statuary Bronze	<input type="checkbox"/> Northern White	<input type="checkbox"/> Northern White	<input type="checkbox"/> Northern White
GRILLE DIMENSIONS	12.10"H x 10.64"W	12.10"H x 10.64"W	12"H x 9"W	7.75"H x 16.92"W
WT (LBS)	10 - 11	10 - 11	10 - 11	10 - 11
WARRANTY	1 Year workmanship 5 Years on element	1 Year workmanship 5 Years on element	1 Year workmanship 5 Years on element	1 Year workmanship 5 Years on element
CERTIFICATION	cETLus	cETLus	cETLus	cETLus