




Marley




Industrial Products

INDUSTRIAL FLOOR AIR CIRCULATOR



Bolt to . . .

Work Benches, Steel Shelving, Machines, Ceilings, I-Beams, Walls Or Any Surface



- Mounts with one bolt or lag screw
- Fan head rotates 360° in both the horizontal and vertical direction to deliver air flow to any spot in room.
- Optional wall mounting bracket.

Motor	12" & 14" -1/15 HP S-Pole 18" & 20" -1/8 HP PSC 3-speed 1Ø 115 volt sleeve bearing open drip proof permanently lubricated
Switch	pull chain
Cord	10' long 3 conductor SJT type
Blade	Coated steel
Guard	double locking chrome plated

Meets OSHA standards / UL Listed / 1 year limited warranty

Ordering Summary

BLADE SIZE	ORDER NUMBER	TYPE	CFM			AMPS (HIGH)	SHIPPING WEIGHT
			HIGH	MED	LOW		
12"	B12P	Bolt on circulator	2650	2100	1550	1.2	11 lbs.
14"	B14	Bolt on circulator	3200	2900	1600	1.3	13 lbs.
18"	B18	Bolt on circulator	5500	4600	3400	2.6	19 lbs.
18"	B18TE	Bolt on circulator	5500	4600	3400	2.6	19 lbs.
20"	B20P	Bolt on circulator	5950	4650	3500	2.6	20 lbs.

*B-18TE has 115V 1Ø totally enclosed motor for dirty environments.

Optional Accessory

TYPE	ORDER NUMBER	SHIPPING WEIGHT
Wall mounting bracket	CDMW	1 lb.