

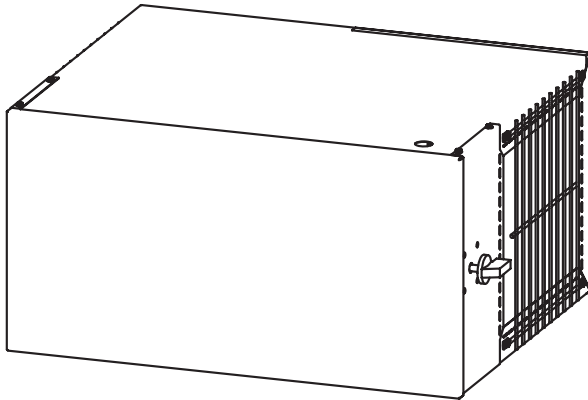


A Marley Engineered Products Brand

470 Beauty Spot Rd. E, Bennettsville, SC 29512

BPH PLENUM RATED HEATER

BPH - PLENUM RATED HEATER



CAPACITIES	
3kw to 15kw Watts	
208, 240, 277, or 480 V	
1Ø and 3Ø	



ITEM	QTY.	CAT. NO.	TAG	HEATER				CONTROL VOLTS	MOTOR VOLT	AIR FLOW		NO. OF STAGES	BUILT-IN CONTROLS
				KW	VOLTS	Ø	AMPS			CFM	TEMP RISE		

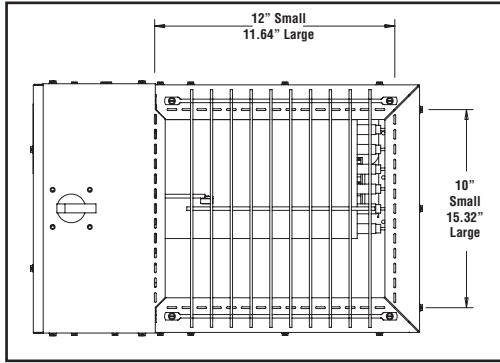
**ACCESSORIES
AND
CONTROLS**

ITEM	QTY.	CAT. NO.	TAG	DESCRIPTION

SUBMITTED BY:	DATE

APPROVED BY:	DATE

Duct Flanges



CATALOG NUMBER	PHASE	KW	VOLTAGE	AMPS*	LOW SPEED**		HIGH SPEED**		WT. LBS	H X W X L
					CFM	RISE	CFM	RISE		
BPH138124	1	3	208	15.32	350	27°F	400	24°F	49	12.5"x19.5"x24"
BPH132124			240	13.4						
BPH137124			277	11.63						
BPH138324	3	3	208	9.23	350	45°F	400	39°F	49	12.5"x19.5"x24"
BPH132324			240	8.12						
BPH134324			480	4.11						
BPH158124	1	5	208	24.94	850	20°F	1000	16°F	49	18"x18"x35.5"
BPH152124			240	21.73						
BPH157124			277	18.85						
BPH158324	3	5	208	14.78	850	28°F	1000	24°F	69	18"x18"x35.5"
BPH152324			240	12.93						
BPH154324			480	6.51						
BPH158124L	1	5	208	24.94	850	37°F	1000	31°F	69	18"x18"x35.5"
BPH152124L			240	21.73						
BPH157124L			277	18.85						
BPH158324L	3	5	208	14.78	850	37° / 20°F	1000	31° / 16°F	69	18"x18"x35.5"
BPH152324L			240	12.93						
BPH154324L			480	6.51						
BPH1758124	1	7.5	208	38.12	850	37°F	1000	31°F	69	18"x18"x35.5"
BPH1752124			240	33.31						
BPH1757124			277	28.91						
BPH1758324	3	7.5	208	22.88	850	56°F	1000	47°F†	69	18"x18"x35.5"
BPH1752324			240	20.1						
BPH1754324			480	10.16						
BPH1102124	1	10	240	43.73	850	37° / 20°F	1000	31° / 16°F	69	18"x18"x35.5"
BPH1107124			277	37.93						
BPH2102124	1	10	240	43.73	850	37° / 20°F	1000	31° / 16°F	69	18"x18"x35.5"
BPH2107124			277	37.93						
BPH1108324	3	10	208	29.82	850	56° / 28°F	1000	47° / 24°F	69	18"x18"x35.5"
BPH1102324			240	26.12						
BPH1104324			480	13.17						
BPH2108324	3	10	208	29.82	850	56° / 28°F	1000	47° / 24°F	69	18"x18"x35.5"
BPH2102324			240	26.12						
BPH2104324			480	13.17						
BPH1158324	3	15	208	43.9	850	56°F	1000	47°F†	69	18"x18"x35.5"
BPH1152324			240	38.14						
BPH1154324			480	19.18						
BPH2152324	3	15	240	38.14	850	56° / 28°F	1000	47° / 24°F	69	18"x18"x35.5"
BPH2154324			480	19.18						

*Total Amps including Resistive and Inductive loads.
 **Low and High speed fan operation is determined during installation of thermostat set up † Tested @0.2" S.P.
 Low speed fan operation not available on 480V models.

ARCHITECT'S AND ENGINEER'S SPECIFICATIONS

The electric plenum rated heaters shall be as manufactured by Berko, A Marley Engineered Products Brand.

Heaters shall be certified by ETL to standard for heating and cooling equipment ANSI/UL 1995, CAN/CSA C22-2 No. 236.05, third edition, designed for mounting for horizontal discharge. All capacities, voltages, physical sizes, grille arrangements and options shall be as specified in the heater schedule. All three phase heaters shall have a balanced heating load. Control voltage is to be internally generated 24 VAC.

CABINET - The cabinet shall be of 20 gauge all powder coated steel with acoustic fiberglass insulation. The heater front cover shall be securely attached to the cabinet with screws and are easily removable for access to elements, filters and control panel. The inlet and outlet ends of the cabinet are equipped with perforated flanges for duct connection. Cabinet to be finished in a matte black powder coat.

HEATING ELEMENTS - The heating elements shall be warranted for five years and shall be of non-glowing design consisting of 80-20 Ni/Cr- resistance wire enclosed in a steel sheath to which steel plate fins are brazed. The heating element shall be located directly in front of the blower discharge air for uniform heating.

SAFETY THERMAL CUTOUPS - Thermal safety cutouts shall be built into the system to automatically shut off heater in event of overheating due to any cause. The safety cutouts shall directly interrupt power to the elements.

MOTOR AND BLOWER ASSEMBLY - The motor(s) and blower(s) shall be direct drive and resiliently mounted on a rigid heavy gauge frame for quiet operation and long life. The motor(s) shall be 1/6 HP or 1/4 HP with automatic reset overload. The 480V units shall be single speed (high); all other units shall be two speed. 208, 240 and 277 volt motors are semi-enclosed and the 480 volt is totally enclosed. Motor fuse protection shall be provided to meet UL, cUL and NEC requirements. The blower(s) shall be forward curved, double inlet, centrifugal type with discharge directly on the full length of the elements to provide uniform discharge air temperatures.

AIR FILTERS- The optional filter kit shall be located ahead of the motor and blower assembly to assure clean air circulation. The filter shall filter the returning room air. Filter shall be easily removed for changing or cleaning by removing the access door and pulling on the filter. A disposable filter is standard and a permanent washable filter is optional.

DISCONNECT SWITCH - The unit shall have a 80 amp 3 pole disconnect for single point connection.

FAN DELAY CONTROL -Fan control shall delay fan start up of the fan motor(s) until the heating elements have warmed up. It shall maintain motor operation after heating elements have been de-energized to dissipate residual heat.

TEMPERATURE CONTROL - The unit is designed to be controlled by a remote 24 Volt thermostat. thermostat connections are made at the control terminal board.

HEAT SELECTION / FAN SPEED - Two fan speeds and high-low heat ranges shall be selectable by means of the remote thermostat.

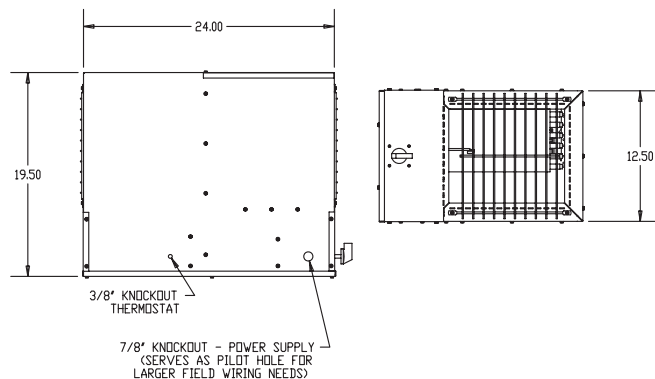
The following Factory Installed / prewired

- Equipment shall be supplied -**
- Auto Reset Thermal Cutout
 - 24V Control Supply
 - Time Delay Relay
 - Disconnect Switch
 - Inlet / Discharge Duct Collars

The following Field Installed Optional Equipment

- shall be supplied -**
- Filter Rack
 - Louver Rack
 - Aluminum Wall Louver
 - Electronic Digital 2 Stage 24V control

DIMENSIONS - Small Cabinet



DIMENSIONS - Large Cabinet

