
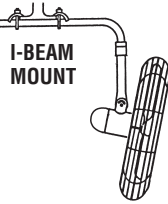


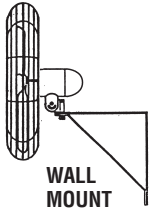
PROJECT _____	ENGINEER _____	SUBMITTED BY _____
DATE _____	ARCHITECT _____	_____
SHEET _____ OF _____	CONTRACTOR _____	_____



SUSPENSION MOUNT



I-BEAM MOUNT



WALL MOUNT



CEILING MOUNT



27" ROUND PEDESTAL BASE AND ADJUSTABLE PEDESTAL COLUMN

SPECIFICATIONS

- 24" & 30" diameter.
- 2 Speed, 1/3 HP, single phase, 120 volt, totally enclosed, permanently lubricated ball bearings, built-in thermal overload protection, permanent split capacitor motor with pull chain switch.
- Rear dome design allows for servicing or replacement of switch or capacitor.
- Precision balanced aluminum blades.
- Powder paint coated guards meeting OSHA safety standards.
- cULus listed.
- Meets federal OSHA standards.
- Pedestal and wall mount Uni-Packs available.

OPTIONAL MOUNTS

- Wall*
- Ceiling*
- Adjustable Pedestal
- I-Beam*
- 27" Round Base
- Suspension Mount*

*All wall, ceiling and I-beam mounts come with Secondary Support Cable.



ITEM	QTY	MARK	MODEL NUMBER	BLADE SIZE	FAN STYLE	CFM		RPM		MOTOR H.P.	MAX AMPS	REMARKS
						HI	LOW	HI	LOW			

MACH SERIES HIGH PERFORMANCE AIR CIRCULATOR SUBMITTAL SHEET