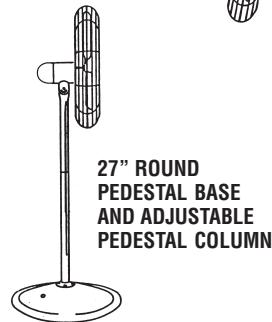
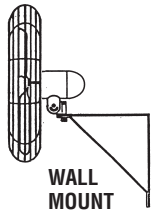
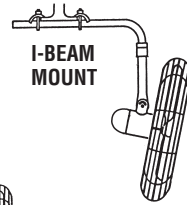




24HDH, 30HDH & 36HDHA

PROJECT _____	ENGINEER _____	SUBMITTED BY _____
DATE _____	ARCHITECT _____	_____
SHEET _____ OF _____	CONTRACTOR _____	_____



SPECIFICATIONS

- 24", 30" and 36" diameter.
- 2 Speed, 1/2 HP, single phase, 120 volt, totally enclosed, permanently lubricated ball bearings, built-in thermal overload protection, permanent split capacitor motor with pull chain switch.
- Precision balanced aluminum blades.
- Powder paint coated guards meeting OSHA safety standards.
- cULus listed.
- Meets federal OSHA standards.
- 24" and 30" pedestal, wall, I-beam and ceiling mount uni-packs available.

OPTIONAL MOUNTS

- Wall*
- Ceiling*
- Adjustable Pedestal
- I-Beam*
- 27" Round Base
- Suspension Mount*

*All wall, ceiling and I-beam mounts come with Secondary Support Cable.



ITEM	QTY	MARK	MODEL NUMBER	BLADE SIZE	FAN STYLE	CFM		RPM		MOTOR H.P.	MAX AMPS	REMARKS
						HI	LOW	HI	LOW			

EXTRA HEAVY DUTY AIR CIRCULATOR

SUBMITTAL SHEET