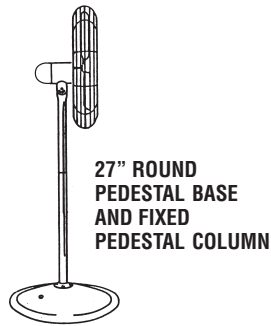
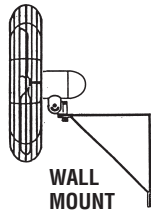



PROJECT _____	ENGINEER _____	SUBMITTED BY _____
DATE _____	ARCHITECT _____	_____
SHEET _____ OF _____	CONTRACTOR _____	_____



SPECIFICATIONS

- Durable safety clutch-style oscillating mechanism.** Designed for pedestal or wall mount applications. Can be set to oscillate at 45° to 90° sweep, or be secured in a fixed position. Head assembly can be tilted 10° up or 10° down.
- 24" and 30" diameter.
- 2 Speed, 1/4 HP, single phase, 120 volt, totally enclosed, permanently lubricated ball bearings, built-in thermal overload protection, permanent split capacitor motor with pull chain switch.
- Rear dome design allows for servicing or replacement of switch or capacitor.
- Precision balanced aluminum blades.
- Powder paint coated guards meeting OSHA safety standards.
- cULus listed.
- Meets federal OSHA standards.

Unassembled Pedestal and wall mount Uni-packs available.

OPTIONAL MOUNTS

- Adjustable Pedestal Wall*
- 27" Round Base

**All wall mounts come with secondary support cable.*



ITEM	QTY	MARK	MODEL NUMBER	BLADE SIZE	FAN STYLE	CFM		RPM		MOTOR H.P.	MAX AMPS	REMARKS
						HI	LOW	HI	LOW			